

CRYSTAL PIER TANZANIA
LID

MINUTE SHEET

Dokezo
No.

I

Ag. EXD ✓

The approved project has fulfilled the investment requirements, which are: -

(a) Minimum finance investment threshold has been exceeded, the project expects to invest USD 2m

(b) Legal entity has been incorporated under certificate

No. 85151 of 16/08/2011

Based on the above, the letter of approval is hereby submitted for signature in order for the project to comply with the requirements of Section 17 of Tanzania Investment Act, 1997.

Submitted for signature.



Glory Bildard

Ag. DIF

27th December, 2011

EXD

In response to the TIC letter of registration dated 27th / 12 / 2011

the project has submitted the required documents namely: -

(a) Company Board Resolution.

(b) Reference letter/Financing from Diamond Trust Bank LTD

(c) Lease Agreement as evidence of land

With the above submission EXD is requested to sign Certificate of Incentives No. 042140 herein attached.

4/1/2011



DIF

MINUTE SHEET

Dokezo
No.

TICC/PP.10/042140/3

27th December, 2011

Managing Director,
Crystal Pier (T) Ltd.,
P.O. Box 19875,
COASTAL REGION

**RE: CERTIFICATE OF INCENTIVES FOR INVESTMENT IN THE
ESTABLISHMENT OF PROCESSING FACTORY FOR SEA FOOD AND
OTHER SEA PRODUCTS**

We wish to acknowledge receipt of your project proposal of establishing sea food (fish and other sea products) processing factory as presented in the TIC P.A. 1 Form No. 09252 and Feasibility Study with a projected investment of USD 2m.

We have studied your project proposal and are pleased to inform you that your investment proposal is now officially registered and therefore your project will be granted a CERTIFICATE OF INCENTIVES, given under authority conferred upon TIC under Part III, Section 17 (1-8) of the Tanzania Investment Act, 1997. In order to enable TIC prepare your Certificate of Incentives, You will be required to submit the following:-

- Bank Reference for equity funding or a letter from Bank/Financial Institution that a loan is granted or is under consideration as required by Section 17(3) (f) of Tanzania Investment Act,1997.

You will also be required to submit to the Centre a Progress Report on the implementation of the project after every six months for our information and review. Guidelines for the preparation of the report are contained in annexure 2 also attached to this letter. Please do not hesitate to contact the Centre for any clarification if the need arises. Please also note that a facilitation fee equivalent to US\$ 750.00 is payable at the ruling exchange rate before your Certificate of Incentives is prepared. Please make deposit direct to the bank as per bank details below:-

.../2


TICC/PP.10/042140/3

27th December, 2011

*Tanzania Investment Centre
Standard Chartered Bank (T) Ltd
US Dollar A/C 8702006002000
T.Shs A/C 0102006002000*

We wish you every success in the implementation of the project.

Yours sincerely,
TANZANIA INVESTMENT CENTRE



R.P. Mbilinyi
AG: EXECUTIVE DIRECTOR

Copy to: Permanent Secretary,
Ministry of Finance,
P. O. Box 9111,
DAR ES SALAAM

Permanent Secretary,
Ministry of Industry, Trade and Marketing,
P.O. Box 9503,
DAR ES SALAAM

Commissioner General,
Tanzania Revenue Authority,
P. O. Box 11491,
DAR ES SALAAM



TIC Evaluation Report

Name of the Company
Crystal Pier Tanzania Ltd.

Post Box	Lusaka, Plot No. 2174/206	COI Number	85151	Contact	Nazir Esmail
Post Office	19875	COI Date	16/08/2011	Designation	Chief Executive Officer
Region	Coastal Region	Application F. No	09252	Phone	0
Country	Tanzania	Status	New	Direct Phone	0
		Sector	Manufacturing	Cell Phone	0689 554 003
		Sub Sector	Fish Processing	Fax	0
		File No	042140	E-Mail Address	Eagleempex@Gmail.Com

Project Location		Investment Finance Plan in Millions USD			
Plot/Block	Plot No. 2174/206	Foreign Equity	Local Equity	Foreign Loan	Local Loan
Street	Lusaka				
District	Temeke				
Region	Dar es Salaam				

Shareholders Detail			Investment Breakdown (USD Million)	
Name	Nationality	(%)	Land/Building	0.38
Salim A. Salim	Tanzanian	5	Plant	0.3
Rashid A. Jumbe	Tanzanian	10	Vehicles	0.22
Nazir Esmail	Canadian	85	Furniture & Fittings	0.05
			Pre-expenses	0
			Others	0.05
			Working Capital	1
			Total	2

Employment	110	Evaluated By	,wf officer4
Capacity	100 tons/months	Drawn By	wf registry2
Project Turn Over		Project Type	Foreign

Description
To establish sea food (fish and other sea products) processing factory

Recommendations
Be applied subject to providing evidence as required by section 17 of Tanzania Investment Act, 1997

Decision

Approved


By EXD

22 / 12 / 11

CRYSTAL PIER TANZANIA LTD

P. O. BOX 19875
Dar-Es-Salaam,
TEL: +255 689 554003
+255 68-955-4003

199 Eagle Street
Newmarket Ont.
Canada L3Y 1J8
1-905-967-0937

1 Romina Drive
Concord Ont.
Canada M4H 1L3
1-647-401-1431

Tanzania Investment Centre
P.O. Box 938
Dar-Es-Salaam
Tanzania



December 06 2011

Dear Sir,

Crystal Pier Tanzania Limited was establishment on August 16 2011 primary dealing in Exportation of Tanzania seafood to Canada. We take the opportunity to apply for Certificate of incentive with your organization. The following documents are attached for your reference: -

- 1) Registration Forms
- 2) Memorandum of Articles of Association.
- 3) Certificate of Incorporation
- 4) Taxpayer Identification Number.
- 5) Lease Agreement
- 6) Business Licence
- 7) Projected Financial Statements
- 8) Profile

It would be appreciated if you could consider our request at your earliest convenience. Should you need any further information on the above issue please feel free to contact the undersigned.

Thank you



CRYSTAL PIER TANZANIA LTD

P. O. BOX 19875
DAR-ES-SALAAM
TEL: +255 689 554003
+255 714 030127

199 Eagle Street
Newmarket Ont.
Canada L3Y 1J8
1-905-967-0937

1 Romina Drive
Concord Ont.
Canada M4H 1L3
1-647-401-1431

Tanzania Investment Centre
P.O. Box 938
Dar-Es-Salaam

December 06 2011

Dear Sir,

Nazir Esmail CEO for Crystal Pier Tanzania Limited had called a board meeting on December 05 2011 which was held at our head office. Present at the meeting were Mr. Nazir Esmail, Mr. Rashid Jumbe and Mr. Salim A Salim.

It was agreed and a resolution was documented into the minute's book that Crystal Pier Tanzania Ltd can apply for TIC and Mr. Nazir Esmail has the authority to bind the corporation.

Yours truly





TANZANIA INVESTMENT CENTRE

REGISTRATION FORM

FOR

CERTIFICATE OF INCENTIVES

**(Tanzania Investment Act 1997, Section 17 and 18,
and the Investment Regulations:
Regulation 42, Government Notice No. 318A of 2002)**

Tanzania Investment Centre
9A & B Shaaban Robert Street
P. O. Box 938
DAR ES SALAAM
Tel. 022 2116328
Fax. 022 2118253
e-mail: information@tic.co.tz
Website: www.tic.co.tz

(Please fill the form in duplicate)

UNITED REPUBLIC OF TANZANIA

THE TANZANIA INVESTMENT ACT

(No. 26 of 1997)

APPLICATION FOR REGISTRATION

(Made under Regulation 42)

To: The Executive Director
Tanzania Investment Centre
P. O. Box 938
DAR ES SALAAM
Tanzania

1. I/We NAZIR K. ESMAIL
(director/directors/agent of CRYSTAL PIER TANZANIA LIMITED
(name of business enterprise) apply for registration of TIC
under Section 17 of the Act and Part IV of the Investment Regulations, 2002.
2. The registered office of the company will be situated at PLOT 2174/206
LUSAKA STREET KEKO MWANGA TEMEKE D'SALAAM.

Copies of the following documents are attached to this application:

- (i) The Memorandum and Articles of Association/or partnership agreement
 - (ii) Certificate of Incorporation/Registration
 - (iii) A copy of the Project Profile or Feasibility Study showing the implementation period, programme of implementation and operative date
 - (iv) Evidence of financing and evidence of land ownership for the project
3. The Head Office of the Company will be situated at PLOT 2174/206 KEKO MWANGA
4. The Principal Officers of the Company are ① NAZIR ESMAIL
② RASHID ABDOU JUMBE
③ SALIM A. SALIM
5. Auditors of the Company are TO BE APPOINTED
6. The authorized share capital of the Company is Tshs./US\$ 5,000,000.00

7. The intended capital investment of the Company in terms of Section 2(2) of the Act is ~~Tshs~~/US\$ 2,000,000.00
8. The month and day of the financial year end is DECEMBER 31st 2011

Note: *failure to provide all the required information will result in the return of the application by the Centre.*

I/We enclose a cheque/cash made payable to the **Tanzania Investment Centre** for Tshs./US\$ US 750 Being the Registration Fees. *In the event this application is unsuccessful we understand that this fee will not be refunded.*

I, NAZIR ISMAIL of Post Office Number 19784


D. SALAAM do solemnly and sincerely declare that I am a director/duly authorized agent of CRYSTAL PIER (T) LTD

AND that all the requirements of the Tanzania Investment Act, 1997 in respect of matters precedent to the registration of the business enterprise under the Act and incidental thereto have been complied with, **AND** I make this solemn declaration conscientiously believing the same to be true.

Declared at Dar es Salaam }
 }
 The 07 day of December, 2011 }

 Applicant

Before me:


MOHAMED A. ISMAIL
 ADVOCATE NOTARY PUBLIC AND
 COMMISSIONER FOR OATHS.
 P.O. Box 1553, DAR-ES-SALAAM
 TANZANIA.

 Commissioner for Oaths

APPLICATION SUMMARY

Company Name: CRYSTAL PIER TANZANIA LIMITED

Certificate of Incorporation Number: 85151 Status:

Certificate of Incorporation Date: 16th AUGUST 2011

Post Box: 19875

Town: DAR ES-SALAAM

Sector: Manufacturing Sub-Sector: Fish processing

Investment Financing Plan in Million US\$/Tshs.

Foreign Equity Local Equity Foreign Loan Local Loan

2,009,000 — — —

- Project Objectives: 1 TO CREATE EMPLOYMENT. Fish Processing Plant
2 TO COLLECT AND PROCESS SEA FOOD
3 TO EXPORT AND DISTRIBUTE TANZANIAN SEA FOOD INTO CANADA.

Capacity: 100 TONS/MONTH

Employment: Foreign: 10 Local: 100 Total: 110

Implementation Period: 2 TO 3 YEARS

Project Location

Site/Plot/Block No.: 2174/205

Street: LUSAKA District: TEMEKE Region: COSTAL
(Attach sketch map showing project location)

Table with 3 columns: Shareholders, Nationality, %
Shareholders: NAZIR ESMAIL, RASHID A. JUMBE, SALIM A. SALIM
Nationality: 85 CANADIAN, TANZANIA, TANZANIA
%: 85, 10, 5

Investment Breakdown US\$/Tshs.M

Land/Building	\$ 380,000
Plant	\$ 300,000
Vehicles	\$ 220,000
Furniture & Fittings	\$ 50,000
Pre-expenses	—
Others	\$ 50,000
Working Capital	\$ 1,000,000
TOTAL	\$ 2,000,000


Contact Details:

Name: NAZIR ESMAIL Title: CEO
Telephone: 0689554003 Fax: —
Email: eagleempex@gmail.com

Payments to be made payable to:

TANZANIA INVESTMENT CENTRE
STANDARD CHARTERED BANK TANZANIA LTD.
SWIFT ADDRESS: **SCBLTZTX**
ACCOUNT NO.: **8702006002000**

SKETCH MAP SHOWING PROJECT LOCATION







4

TANZANIA INVESTMENT CENTRE

Shaaban Robert Street, P.O. Box 938, Dar Es Salaam, Tel. +255 22 2116328-31, Fax: +255 22 2118253

RECEIPT REC005688

No.000446

Received from : CRYSTAL PIER TANZANIA LTD

Address P.O. Box DSM

Received the sum of (In words): SEVEN HUNDRED FIFTY AND ZERO CENTS ONLY

Being payment in respect of: CERTIFICATE OF INCENTIVES

Amount : USD 750.00

Cash / Cheque No: Chq 186291 2812

Date : 28-Dec-2011



For Executive Director
Tanzania Investment Centre



Simba

Receiving Officer

TTC

CRYSTAL PIER TANZANIA LTD

3

P. O. BOX 19875
DAR-ES-SALAAM
TEL: +255 689 554003
+255 68-955-4003

199 Eagle Street
Newmarket Ont.
Canada L3Y 1J8
1-905-967-0937

1 Romina Drive
Concord Ont.
Canada M4H 1L3
1-647-401-1431

February 3rd 2012

Commissioner of Customs & Excise
Tanzania Revenue Centre,
P.O. Box 9053,
Dar-Es-Salaam



UFS
Executive Director,
Tanzania Investment Centre
P.O. Box 938,
Dar-Es-Salaam

Dear Sir,

**RE: DUTY & VAT EXEMPTION ON CAPITAL/DEEMED CAPITAL GOODS
FOR CERTIFICATE OF INCENTIVE NO: 00218334**

We are Tic approved project with certificate of incentive # 00218334, which is valid up to December 2014.

The company has been registered with objective of Exportation of Seafood.

Attached herewith please find a list of Capital/Deemed Capital goods for Duty/VAT exemption approved.

Yours sincerely,

Nazir K. Esmail
Managing Director



Original
Signature
Date 05/1/2012
For: Executive Director
Tanzania Investment Centre



00218334

THE UNITED REPUBLIC OF TANZANIA

Certificate of Incentives

(Section 17 of the Tanzania Investment Act, 1997)

No: 042140

This is to certify that

CRYSTAL PIER TANZANIA LTD

of address P.O. BOX 19875
DAR ES SALAAM

has been granted a Certificate of Incentives to invest in a new, ~~XXXXXX~~
~~XXXXXX~~ enterprise known as

CRYSTAL PIER TANZANIA LTD

Which is located at PLOT NO. 2174/206, KEKO MWANGA, TEMEKE
DAR ES SALAAM

Further particulars required by Section 17 of the Tanzania Investment Act are set out overleaf.

Ag. Executive Director

Tanzania Investment Centre
P.O. Box 938, Dar es Salaam

Dated 4TH JANUARY 2012



This Certificate is issued in accordance with the provisions of Section 17 of the Tanzania Investment Act and subject to the conditions prescribed under item 14 and 15 hereafter:—

1. Shareholders
- | Shareholders | Nationality | Shareholding (%) |
|-----------------|-------------|------------------|
| Salim A. Salim | Tanzanian | 5 |
| Rashid A. Jumbe | Tanzanian | 10 |
| Nazir Esmail | Canadian | 85 |
2. Proposed Activities: To establish sea food (fish and other sea products) processing factory
3. Sector: Manufacturing Subsector: Fish Processing
4. Investment cost: Foreign USD 2m. Local - Total USD 2m.
5. Project Financing: Equity USD 2m. Loans - Total USD 2m.
6. Source, terms and conditions of loan.....
7. Assets to be invested:
- | Capital items: | Foreign | Local | Total |
|----------------|----------------|----------|----------------|
| | <u>USD 2m.</u> | <u>-</u> | <u>USD 2m.</u> |
8. Technology Agreement None
9. Date of TIC Registration: 27th December 2011
10. Implementation period December 2011 - November 2014
11. Operative date December 2014
12. Investment Incentive Grade: As defined in part III Section 19 (1), (2) and Section 20 of the Tanzania Investment Act, 1997
- (i) Applicable Import Duty And VAT as per Customs Tariff Act, 1976 & VAT Act,
 - (ii) Applicable with-holding Tax As per Income Tax Act, 2004 (as amended)
 - (iii) Eligibility of Capital Allowances As per Income Tax Act, 2004 (as amended)
13. Protection of Investment, Arbitration and Transfer of Foreign Currency: as defined in part III Section 21, 22 and 23 of the Act.
14. Conditions attached to this Certificate of Incentives
- (i) Date of Commencement of investment has to be notified to the Centre.
 - (ii) Certificate not to be transferred, assigned or amended
 - (iii) Failure to commence implementation within two years invalidates Certificate
 - (iv) Failure to operate investment must be notified to the Centre
 - (v) Changes in shareholding, project activities and level of invested capital must be notified to the centre
15. Additional conditions attached to Certificate
- None

Signed 
Ag. Executive Director

CTIN.: 1518323

ISO 9001:2008 Certified



TANZANIA REVENUE AUTHORITY

CERTIFICATE OF REGISTRATION FOR TAXPAYER IDENTIFICATION NUMBER (TIN)

(ISSUED UNDER SECTION 133 OF THE INCOME TAX ACT NO. 11 OF 2004)

THIS IS TO CERTIFY THAT

CRYSTAL PIER TANZANIA LIMITED

.....

has been registered with the Tanzania Revenue
Authority and assigned the Taxpayer
Identification Number

114-669-571

.....

with effect from 15-09-2011

.....

P. N. Kasse

OFFICIAL SEAL

COMMISSIONER FOR DOMEST

NOTE: THE REQUIREMENTS UNDER WHICH THIS CERTIFICATE IS ISSUED ARE STATED OVERLEAF

LIST OF ITEMS FOR DUTY & VAT EXEMPTION

CRYSTAL PIER TANZANIA LTD

NO	ITEM NAME	UNIT MEASUREMENT	QTY	ITEM GROUP	ITEM PRICE	TIN	EXEMPTION REFERENCE NO:	EXEMPTION DATE
1	Eveporator		3	P & M	\$50,000.00	114-669-571		
2	Condensor		3	P & M	\$50,000.00	114-669-571		
3	Compressors		3	P & M	\$50,000.00	114-669-571		
4	Cold Room Eq.	2 sets	2	P & M	\$40,000.00	114-669-571		
5	Generator		2	P & M	\$110,000.00	114-669-571		
6	Reefer Trucks		3	Vehicle	\$150,000.00	114-669-571		
7	Trucks		2	Vehicle	\$100,000.00	114-669-571		
8	Cars		8	Vehicle	\$240,000.00	114-669-571		
9	Prefeb Warehouse		1	Building	\$350,000.00	114-669-571		
10	Water Chiling		1	P & M	\$15,000.00	114-669-571		
11	Flax Ice		1	P & M	\$35,000.00	114-669-571		
12	Reefer Container		3	Equipment	\$50,000.00	114-669-571		
13	Fork Lift		1	Equipment	\$15,000.00	114-669-571		
14	Blast Freezers	3 sets	3	P & M	\$500,000.00	114-669-571		
15	Fixtures		100	P & M	\$245,000.00	114-669-571		

Note ; Item Group is the classification of the item whether the item is plant & machinery, equipment, building materials, vehicle, furniture, hotel equipment, communication equipment etc



00218334

THE UNITED REPUBLIC OF TANZANIA

Certificate of Incentives

(Section 17 of the Tanzania Investment Act, 1997)

No: 042140

This is to certify that

CRYSTAL PIER TANZANIA LTD

of address P.O. BOX 19875
DAR ES SALAAM

has been granted a Certificate of Incentives to invest in a new, ~~XXXXXXXXXXXXXXXXXXXX~~
~~or equity of the enterprise known as~~

CRYSTAL PIER TANZANIA LTD

Which is located at PLOT NO. 2174/206, KEKO MWANGA, TEMEKE
DAR ES SALAAM

Further particulars required by Section 17 of the Tanzania Investment Act are set out overleaf.

.....
Ag. Executive Director

Tanzania Investment Centre
P.O. Box 938, Dar es Salaam

Dated 4TH JANUARY 2012



This Certificate is issued in accordance with the provisions of Section 17 of the Tanzania Investment Act, 1997 and subject to the conditions prescribed under item 14 and 15 hereafter:—

1. Shareholders
Salim A. Salim Nationality Tanzanian Shareholding (%) 5
Rashid A. Jumbe Tanzanian 10
Nazir Esmail Canadian 85
2. Proposed Activities: To establish sea food (fish and other sea products) processing factory
3. Sector: Manufacturing Subsector Fish Processing
4. Investment cost: Foreign USD 2m. Local - Total USD 2m.
5. Project Financing: Equity USD 2m. Loans - Total USD 2m.
6. Source, terms and conditions of loan
7. Assets to be invested:
Capital items: Foreign USD 2m. Local - Total USD 2m.
8. Technology Agreement None
9. Date of TIC Registration: 27th December 2011
10. Implementation period: December 2011 - November 2014
11. Operative date: December 2014
12. Investment Incentive Grade: As defined in part III Section 19 (1), (2) and Section 20 of the Tanzania Investment Act, 1997
(i) Applicable Import Duty And VAT as per Customs Tariff Act, 1976 & VAT Act, 1997
(ii) Applicable with-holding Tax As per Income Tax Act, 2004 (as amended)
(iii) Eligibility of Capital Allowances As per Income Tax Act, 2004 (as amended)
13. Protection of Investment, Arbitration and Transfer of Foreign Currency: as defined in part III Section 21, 22 and 23 of the Act.
14. Conditions attached to this Certificate of Incentives
(i) Date of Commencement of investment has to be notified to the Centre.
(ii) Certificate not to be transferred, assigned or amended
(iii) Failure to commence implementation within two years invalidates Certificate
(iv) Failure to operate investment must be notified to the Centre
(v) Changes in shareholding, project activities and level of invested capital must be notified to the centre
15. Additional conditions attached to Certificate
None

Signed 
Ag. Executive Director

DTB

DIAMOND
TRUST
BANK

DTBT/MBR/1912/2011

December, 08 2011

Tanzania Investment Centre,
Dar es Salaam.

Dear Sir,



BANK REFERENCE – CRYSTAL PIER LIMITED OF P.O. BOX 19875, DAR ES SALAAM.

The above mentioned company has been banking with us since October 2011.

Board of Directors:

Abdul Samji

(Chairman)

(Mrs) Nasim Devji (British)

Hassan Dhaloo (Tanzanian)

Mehboob Champsi (Tanzanian)

Fayaz Bhojani (Tanzanian)

From past experience, we are of the opinion that the captioned customer will be good for any commitments made in the normal course of business.

This letter has been issued at the specific request of the customer without any risk and responsibility on the part of the Bank and any of its officials.

Yours truly,

For and on behalf of

DIAMOND TRUST BANK TANZANIA LIMITED

A blue ink signature of Noormilla Lakhani.

Noormilla Lakhani
Authorized Signatory

A blue ink signature of Imran Walli.

Imran Walli
Authorized Signatory

Diamond Trust Bank
Tanzania Limited
Main Branch
Jammat / Mosque Street
P.O. Box 115
Dar es Salaam, Tanzania

Tel: (255-22) 2114888-90
Fax: (255-22) 2114210

Swift Code: DTKETZTZ
www.dtbafrica.com

TIC



7



CRYSTAL PIER TANZANIA LTD

STORAGE AND PROCESSORS OF SEAFOOD PRODUCTS
P.O. BOX 19875, PLOT NO: 2170/206 KEKO MWANGA
TELE: +255-71-234-7115

Tanzania Investment Center
P.O. Box 938.
Dar-Es-Salaam.
Tanzania.

May 10 2013

Received on
16/5/2013

M
TIC

Progress Report RE: Certificate of Incentive # 042140

Planned Activities: January 2012 to June 2012

The following equipments were purchased.

- A) Two Octopus Rotators
- B) Used Ice Flake Machine
- C) Used Blast Freezer
- D) Used Water Chiller
- E) Four used Outbound Boat Motors
- F) Two used Boats
- G) New Generator
- H) Equipment Purchased from Canada

June 2012 exported two Containers (Export documents attached).

July 2012 stopped production as world market price of Frozen Octopus collapsed drastically.

July 2012 to December 2012: - No Production.

January 2013: - Surveying the Deep Sea Fishing Project for Tanzania.

February 2013: - Secured new partners in Canada Africa's Best Seafood Inc

[Handwritten signature]

Project Financial Expenditure for 2013: -

Purchase of Deep Sea Fishing Vessel	\$65,000.00
Fixtures Fittings and equipment for Vessel	\$75,000.00
Freight from North America to Tanzania	\$20,000.00
Working Capital	\$140,000.00
Total	\$300,000.00

The above project has been financed and paid by Crystal Pier Tanzania Ltd.

Future Plans: -

Our Plan is to sell the majority of our daily catch within Tanzania until December 2013. During this period, we will analyze the quantity being caught, the different species available, and start shipping fresh product to our various clientele in the Middle East and North America. Moreover, we have identified two parcels of land whereby we would like to research the possibility of building our own processing facility. This will be interdependent on conducting a thorough feasibility report detailing the expenses involved and evaluating the profitability of our business venture at hand. The above will be sent to the Director of Fisheries for approval before being purchased. We have attached our architectural drawings for the new facility.


Nazir Esmail
Crystal Pier Tanzania Ltd
CEO



SHIPPER
 ASMARA TRADING LIMITED
 P.O. BOX 12591
 PO BOX 12591
 DAR ES SALAAM
 TANZANIA

**COPY NON NEGOTIABLE
 BILL OF LADING**

VOYAGE NUMBER
 SW464N
 BILL OF LADING NUMBER
 TZ1252402

CONSIGNEE
 CANADIAN SEAFOOD IMPORTS
 CARE OF DONG YANG COLD WAREHOUSE
 2-91, JANGLIM-DONG,
 SAHA-GU,BUSAN,
 REP.OF KOREA.
 TEL:+82 51 261 8001

EXPORT REFERENCES

CMA CGM

CARRIER:CMA CGM - Société Anonyme au capital de 175 000 000 euros
 Head Office: 4, quai d'Arenc - 13002 Marseille - France
 Tel: (33) 4 88 91 90 00 - Fax: (33) 4 88 91 90 95 -Telex: 401 667 F
 B 562 024 422 R.C.S. Marseille

NOTIFY PARTY, Carrier not to be responsible for failure to notify
 DONG YANG COLD WAREHOUSE
 2-91, JANGLIM-DONG
 SAHA-GU,BUSAN,
 REP.OF KOREA.
 TEL:+82 51 261 8001

PRE CARRIAGE BY*	PLACE OF RECEIPT*	FREIGHT TO BE PAID AT	NUMBER OF ORIGINAL BILLS OF LADING
		DAR ES SALAAM	THREE (3)
OCEAN VESSEL	PORT OF LOADING	PORT OF DISCHARGE	FINAL PLACE OF DELIVERY*
NICOLAS DELMAS	DAR ES SALAAM	BUSAN, KOREA	

MARKS AND NOS CONTAINER AND SEALS	NO AND KIND OF PACKAGES	DESCRIPTION OF PACKAGES AND GOODS AS STATED BY SHIPPER SHIPPER'S LOAD STOW AND COUNT	GROSS WEIGHT CARGO	TARE	MEASUREMENT
			KGS	KGS	CBM

CGMU3011491 SEAL A6314205	1 x 20RF	572 CARTONS	9409.710	3010	0.000
------------------------------	----------	-------------	----------	------	-------

1 X 20'FCL CONTAINER STC:
 572 CTNS OF FROZEN OCTOPUS TEMPERATURE SETTING
 -20C

"FREIGHT PREPAID"
 FCL/FCL

Cargo is stowed in a refrigerated container set
 at the shipper's requested carrying temperature
 of -20 degrees Celsius

Shipped on Board NICOLAS DELMAS 24-APR-2012 CMA CGM Tanzania Ltd
 As agents for the Carrier

Weight in Kgs Total: 1 CONTAINER(S) Sheet 1 of 2 9409.710 3010 0.000
 ABOVE PARTICULARS DECLARED BY SHIPPER. CARRIER NOT RESPONSIBLE.

ADDITIONAL CLAUSES

- 2. Shippers stow, load and count
- 4. Cargo at port is at receiver risk, expenses and responsibility
- 5. FCL
- 77. THC at destination payable by consignees as per line/port tariff
- 91. Ground rent/storages/power supply/monitoring costs at port of discharge for Receiver's account according to port rates.
- 92. Reefer container can only be operated by electrical power. During land transportation the Carrier will not be liable in any respect whatsoever for consequences, due to non refrigeration.
- 194. For the purpose of the present carriage, clause 14(2) shall exclude the application of the York/Antwerp rules, 2004.
- 202. Demurrage and detention payable by the Merchant as per CMA CGM tariff available on the web site www.cma-cgm.com, or in any of CMA CGM agency
- 216. Mis-declaration of cargo weight endangers crew, port workers and vessels' safety. Your cargo may be weighed at any place and time of carriage and any mis-declaration will expose you to claims for all losses, expenses or damages whatsoever resulting thereof and be subject to freight surcharge.
- 225. The shipper acknowledges that the Carrier may carry the goods identified in this bill of lading on the deck of any vessel and in taking remittance of this bill of lading the Merchant (including the shipper, the consignee and the holder of the bill of lading, as the case may be) confirms his express acceptance of all the terms and conditions of this bill of lading and expressly confirms his unconditional and irrevocable consent to the possible carriage of the goods on the deck of any vessel.

RECEIVED by the carrier from the shipper in apparent good order and condition (unless otherwise noted herein) the total number or quantity of Containers or other packages or units indicated above stated by the shipper to comprise the cargo specified above for transportation subject to all the terms hereof (including the terms on page one) from the place of receipt or the port of loading, whichever is applicable, to the port of discharge or the place of delivery, whichever is applicable. Delivery of the Goods will only be made on payment of all Freight and charges. On presentation of this document (duly endorsed) to the Carrier, by or on behalf of the holder, the rights and liabilities arising in accordance with the terms hereof shall (without prejudice to any rule of common law or statutes rendering them binding upon the shipper, holder and carrier) become binding in all respects between the Carrier and Holder as though the contract contained herein or evidenced hereby had been made between them.

(i) actions against Carrier under the contract of Carriage evidenced by this Bill of Lading shall be brought before the "Tribunal de Commerce de MARSEILLE" and no other Court shall have jurisdiction with regards to any such action. Actions against the Merchant under the contract of Carriage evidenced by this Bill of Lading may be brought before the "Tribunal de Commerce de MARSEILLE" or, in Carrier's sole discretion, in another court of competent jurisdiction.

3 witness whereof three (3) original Bills of Lading, unless otherwise stated above, have been issued, one of which being accomplished, the others to be void.

(OTHER TERMS AND CONDITIONS OF THE CONTRACT ON PAGE ONE)

PLACE AND DATE OF ISSUE	DAR ES SALAAM	24 APR 2012	SIGNED FOR THE CARRIER CMA CGM S.A. BY CMA CGM Tanzania Ltd as agents for the carrier CMA CGM S. A.
SIGNED FOR THE SHIPPER *APPLICABLE ONLY WHEN THIS DOCUMENT IS USED AS A COMBINED TRANSPORT BILL OF LADING			

[Handwritten Signature]
 3-11

SHIPPER
 CRYSTAL PIER TANZANIA LTD
 P.O.BOX 12591
 DAR ES SALAAM, TANZANIA
 0689554003 / 0788222238

VOYAGE NUMBER
 DZ216E
 BILL OF LADING NUMBER
 TZ1252403

**DRAFT
 BILL OF LADING**

CONSIGNEE
 UNION FORSEA CORP
 5TH FLOOR, MYUNGBO B/D (NEW)
 17-1 BUMIN-DONG 1GA
 SEO-GU, BUSAN, KOREA
 TEL : 82-51-242-5300 (EXT. 7)
 FAX : 82- 51-242-5321

EXPORT REFERENCES

CMA CGM

CARRIER: CMA CGM - Société Anonyme au capital de 175 000 000 euros
 Head Office: 4, quai d'Arenc - 13002 Marseille - France
 Tel: (33) 4 88 91 90 00 - Fax: (33) 4 88 91 90 95 -Telex: 401 667 F
 B 562 024 422 R.C.S. Marseille

NOTIFY PARTY, Carrier not to be responsible for failure to notify
 UNION FORSEA CORP
 5TH FLOOR, MYUNGBO B/D (NEW)
 17-1 BUMIN-DONG 1GA
 SEO-GU, BUSAN, KOREA
 TEL : 82-51-242-5300 (EXT. 7)
 FAX : 82- 51-242-5321

PRE CARRIAGE BY*	PLACE OF RECEIPT*	FREIGHT TO BE PAID AT	NUMBER OF ORIGINAL BILLS OF LADING
		BUSAN, KOREA	THREE (3)
OCEAN VESSEL	PORT OF LOADING	PORT OF DISCHARGE	FINAL PLACE OF DELIVERY*
TIGER	DAR ES SALAAM	BUSAN, KOREA	

MARKS AND NOS CONTAINER AND SEALS	NO AND KIND OF PACKAGES	DESCRIPTION OF PACKAGES AND GOODS AS STATED BY SHIPPER SHIPPER'S LOAD STOW AND COUNT SAID TO CONTAIN	GROSS WEIGHT	TARE	MEASUREMENT
			CARGO		
			KGS	KGS	CBM
DVRU5760267 SEAL A6302131	1 x 20RF	572 CARTONS 1 X 20'FCL CONTAINER STC: 572 CTNS FROZEN OCTOPUS TEMPERATURE SETTING -20C "FREIGHT COLLECT" FCL/FCL NET WEIGHT: 8,580 KGS GROSS WEIGHT: 9,152 KGS Cargo is stowed in a refrigerated container set at the shipper's requested carrying temperature of -20 degrees Celsius	9152.000	3130	0.000

Shipped on Board TIGER 06-JUN-2012 CMA CGM Tanzania Ltd As agents for the Carrier

Weight in Kgs Total: 1 CONTAINER(S) Sheet 1 of 1 9152.000 3130 0.000
 ABOVE PARTICULARS DECLARED BY SHIPPER. CARRIER NOT RESPONSIBLE.

ADDITIONAL CLAUSES

- 1 Said to contain
- 2 Shippers stow, load and count
- 4 Cargo at port is at receiver risk, expenses and responsibility
- 5 FCL
- 77 THC at destination payable by consignees as per line/port tariff
- 91 Ground rent/storages/power supply/monitoring costs at port of discharge for Receiver's account according to port rates
- 92 Reefer container can only be operated by electrical power. During land transportation the Carrier will not be liable in any respect whatsoever for consequences, due to non refrigeration.
- 194 For the purpose of the present carriage, clause 14(2) shall exclude the application of the York/Antwerp rules, 2004.
- 202 Demurrage and detention payable by the Merchant as per CMA CGM tariff available on the web site www.cma-cgm.com, or in any of CMA CGM agency
- 216 Mis-declaration of cargo weight endangers crew, port workers and vessels' safety. Your cargo may be weighed at any place and time of carriage and any mis-declaration will expose you to claims for all losses, expenses or damages whatsoever resulting thereof and be subject to freight surcharge
- 225 The shipper acknowledges that the Carrier may carry the goods identified in this bill of lading on the deck of any vessel and in taking remittance of this bill of lading the Merchant (including the shipper, the consignee and the holder of the bill of lading, as the case may be) confirms his express acceptance of all the terms and conditions of this bill of lading and expressly confirms his unconditional and irrevocable consent to the possible carriage of the goods on the deck of any vessel.
- 274 The Merchant is responsible for returning the empty containers, supplied by or on behalf of the Carrier, with interior clean, to the point or place designed by the Carrier, his servants or agents within the time-frame prescribed and at the same condition upon release. The Carrier is entitled to collect a deposit from the Merchant at the time of release of the container(s). The deposit shall be remitted as security for payment of any sums due to the Carrier and in particular for payment of all D&D and/or container sound market value, should the Merchant fail to return the container within 60 days following the release.

RECEIVED by the carrier from the shipper in apparent good order and condition (unless otherwise noted herein) the total number or quantity of Containers or other packages or units indicated above stated by the shipper to comprise the cargo specified above for transportation subject to all the terms hereof (including the terms on page one) from the place of receipt or the port of loading, whichever is applicable, to the port of discharge or the place of delivery, whichever is applicable. Delivery of the Goods will only be made on payment of all Freight and charges. On presentation of this document (duly endorsed) to the Carrier, by or on behalf of the holder, the rights and liabilities arising in accordance with the terms hereof shall (without prejudice to any rule of common law or statutes rendering them binding upon the shipper, holder and carrier) become binding in all respects between the Carrier and Holder as though the contract contained herein or evidenced hereby had been made between them.
 All actions against Carrier under the contract of Carriage evidenced by this Bill of Lading shall be brought before the "Tribunal de Commerce de MARSEILLE" and no other Court shall have jurisdiction with regards to any such action. Actions against the Merchant under the contract of Carriage evidenced by this Bill of Lading may be brought before the "Tribunal de Commerce de MARSEILLE" or, in Carrier's sole discretion, in another court of competent jurisdiction.
 In witness whereof three (3) original Bills of Lading, unless otherwise stated above, have been issued, one of which being accomplished, the others to be void.
 (OTHER TERMS AND CONDITIONS OF THE CONTRACT ON PAGE ONE)

PLACE AND DATE OF ISSUE DAR ES SALAAM 06 JUN 2012
 SIGNED FOR THE SHIPPER
 *APPLICABLE ONLY WHEN THIS DOCUMENT IS USED AS A COMBINED TRANSPORT BILL OF LADING

SIGNED FOR THE CARRIER CMA CGM S.A.
 BY CMA CGM Tanzania Ltd
 as agents for the carrier CMA CGM S. A.

Je
 4-11

INVOICE



TURKTAN (T) LIMITED

Mikocheni B, Plot No 415, Along old Bagamoyo RD .P.O.Box 106206 ,Dar es Salaam,Tanzania
Tel: +255 775043902, +255 784 691414, +255 786 323584,Fax: +255 22 2664190

TIN: 109-788-716

M/S CRYSTAL CIS LTD
Po Box 19785
DAR-ES-SALAAM

No. 0079

Date: 01-12 2011

Qty	Particulars	@	USD Shs.	Cts.
1PC	PERKINS GENERATOR 275KVA		\$ 46,000	
	ENGINE SPEED 1500RPM			
	PRICE 250KVA			
	STANDY BY 275KVA			
	VOLTS 231/400			
	FUEL TANK CAPACITY 50L/H			
	FUEL CONSUPTIONS 75% = 40L/H			
	+ CONTROL DANVEL 50% = 28L/H			
	ENG NO WGHF7004 SERIAL N10631U			
	FULL WARRANT			
	ONE YEAR FOR			
	ALIENATOR, ENGINE, AVR			
	AND LABOUR			
			\$ 46,000	
			\$ 8,280	
&.OE	TOTAL		\$ 54,280	



Handwritten signature
5-11

18 OF

JATOT

1025 APR 18

INV

1025 APR 18

1025 APR 18



1025 APR 18

1025 APR 18

1025 APR 18

1025 APR 18

1025 APR 18

1025 APR 18

1025 APR 18

1025 APR 18

1025 APR 18

1025 APR 18

QTY

Description

@

Rate

Clie'

Date: 1025 APR 18

1025 APR 18

1025 APR 18

1025 APR 18

1025 APR 18

1025 APR 18



LUBKLYN (D) LIMITED

INVOICE

COMMERCIAL INVOICE

DATE OF EXPORT	TERMS OF SALE	REFERENCE	CURRENCY
02/05/2012	CIF	CSI - ASM - 002	US DOLLAR

SHIPPER / EXPORTER	CONSIGNEE
2314556 Ontario Inc. 665 Millway Avenue, Unit 47 Concord, Ontario L4K 3T8 Canada 647-938-7595	Crystal Pier Tanzania Ltd. P.O. Box 54182 Keko-Mwanga, Dar Es Salaam Tanzania +255 788 222 238

COUNTRY OF ULTIMATE DESTINATION	IMPORTER (IF DIFFERENT THAN CONSIGNEE)
REP. OF TANZANIA	
COUNTRY OF ORIGIN	
CANADA	
INTERNATIONAL BILL OF LADING NUMBER	
Container # MAXU4519256	

FULL DESCRIPTION OF GOODS	QUANTITY	UNIT VALUE	TOTAL VALUE
REF PLUS Refrigeration	1		\$ 82,000.00
Compressor and 2 Evaporator Units			
Model # OCS-150-1L4A-8			
Serial # R98010196			
Keeprite Unit Cooler	1		\$ 5,000.00
Model # JUC460BEDF Serial # JUC-AC-032442			
Keeprite Condensing Unit	1		\$ 25,000.00
Model # KDC1B113L - 8901 Serial #090302633			
Bohn Cooler Unit			
Model # MPE1902F Serial # D95B06091	1		\$ 3,000.00
Model # MPE1902F Serial # D94C08124	1		\$ 3,000.00
Model #ADT0900F Serial # D95A10348	1		\$ 3,000.00
Russell Cooler Unit	1		\$ 15,000.00
Model # AA28-134B Serial #G04255661-0401			
SUB-TOTAL	7		\$ 136,000.00

Page 1 of 2	
	\$ -
	\$ -
	\$ -

Handwritten signature
6-11

COMMERCIAL INVOICE

DATE OF EXPORT	TERMS OF SALE	REFERENCE	CURRENCY
02/05/2012	CIF	CSI - ASM - 002	US DOLLAR

SHIPPER / EXPORTER	CONSIGNEE
2314556 Ontario Inc. 665 Millway Avenue, Unit 47 Concord, Ontario L4K 3T8 Canada 647-938-7595	Crystal Pier Tanzania Ltd. P.O. Box 54182 Keko-Mwanga, Dar Es Salaam Tanzania +255 788 222 238

COUNTRY OF ULTIMATE DESTINATION	IMPORTER (IF DIFFERENT THAN CONSIGNEE)
REP. OF TANZANIA	
COUNTRY OF ORIGIN	
CANADA	
INTERNATIONAL BILL OF LADING NUMBER	
Container # MAXU4519256	

FULL DESCRIPTION OF GOODS	QUANTITY	UNIT VALUE	TOTAL VALUE
TOTAL from Page 1			\$ 136,000.00
Tecumseh Compressor Model AJ9486EC Serial # 9L1993876M	1		\$ 15,000.00
Trenton Refrigeration Compressors Model # T030L5-HT3 Serial #T95L03539 Model # T030L5-HT3 Serial #T95L03539	1 1		\$ 45,000.00 \$ 45,000.00
Bryant Air Conditioner Model 555ANX060000ABAG Serial # 3299G42815	1		\$ 25,000.00
Nella Vacuum Sealer Model # DZ-260PD Serial # DJ10333-03	1		\$ 5,000.00
Hobart Scale Model - Quantum ML 28937BJ	1		\$ 3,000.00
Freezer Doors 3x5, 5x7, 7x7	3	\$ 6,000.00	\$ 18,000.00
Champion Generator 7800	1		\$ 2,500.00
Simoniz 2000psi Pressure Washer	2	\$ 1,000.00	\$ 2,000.00
SUB-TOTAL	12		\$ 296,500.00

Page 2 of 2	FREIGHT COSTS incl
	INSURANCE COSTS incl
	ADDITIONAL COSTS na

Seal #786418	TOTAL INVOICE VALUE \$ 296,500.00
---------------------	--

I hereby certify that this invoice shows the actual price of goods described, that no other invoice has been issued, and that all particulars are true and correct.

SIGNATURE OF SHIPPER / EXPORTER

PRINT NAME HERE

[Handwritten Signature]
7-11

SALE AGREEMENT

I **Mr. Mustafa Baridhwan Omar Mohamed**, Passport No. A864538, P.O Box 80337, Mombasa has on this day of 01.08.2011 sold my used refrigeration items to **MR. SALIM ABDALLA SALIM OF PASSPORT NO. AB139117** of Box 7321 Dar-Es-Salaam Tanzania, for Kshs. 500,000/= (Five hundred thousand only).

Mode of Payment: 500,000/= (Five hundred thousand only) paid in cash.

ITEM PARTICULARS

- WATER CHILLER
- FLAKE ICE MACHINE
- WATER DRUM – Made in Geneva Italy
- COMPRESSOR – Mark6 Biltzer Sn: 1100003
- BLAST FREEZER – Type 1550 #P:3 Frascold, made in Italy
- 2 CONDENSORS.

Copies of Clearance Documents attached.

Signed by:




.....
Mr. Mustafa Baridhwan Omar Mohamed
SELLER



.....
Mr. Salim Abdalla Salim
BUYER


.....
WITNESS

ID NO.

TA 000816 

.....
WITNESS

ID NO.

8520040 


8-11

April 29 2012

Omar M. Baridhwan
ID/PO 1012588
TEC/+254722339026

This is to verify that the following machinery was purchased from _____

Based out of Mombassa, and sold to Nazir Esmail as per the breakdown below:

1. Dorman generator 96 KVA	700,000
2. Bitzer compressor	200,000
3. Outboard engines (4 motors)	400,000
4. Prestcold complete blast unit	570,000
5. 2 compressors	360,000

TOTAL VALUE OF MACHINERY PURCHASED 2,230,000 (KENYAN SHILLINGS)

THE VALUE OF MACHINERY IN USD IS \$ 27,195.00

FUNDS ALREADY GIVEN TOWARDS PAYMENT OF THIS MACHINERY \$ 18,300.00

REMAINING BALANCE: \$ 8,895.00

PAYMENT RECEIVED VIA CASH ON April 29, 2012: \$ 3,000.00

O/S BALANCE OF \$5,895.00 IS TO BE PAID IN FULL ON OR BEFORE JULY 29 2012

BY SIGNING BELOW BOTH PARTIES AGREE THAT ALL FIGURES ARE ACCURATE AND THAT THE TERMS OF PAYMENT ARE AGREED BY BOTH SAID PARTIES

Nazir Esmail

29/4/12

Omar M. Baridhwan

29/04/2012

TEC/
a-11

PROFORMA INVOICE

EUGENE METAL WORKS

P.O. Box 4048, Dar es Salaam, Tanzania.

M/s. PESCAMARINA COMPANY (T) LTD,
Box 19875,
DSM.

No. 0211

Date: 14.05.2011

QTY	PARTICULARS	@	AMOUNT TSHS.
1Pc	Octopas cleaning machine	5,000,000	5,000,000/=
	Deposit	3,000,000	
	Deposit	750,000	understand
	Bal	1,250,000	on 26.05.2011 on condition
		<u>5,000,000/=</u>	

Tsh 5,000,000/=

Paid in Full
JUNE 18 2011

Delivery time 26.05.2011

* received 3,000,000 deposit on May 14 2011
 * received 750,000 deposit on May 18 2011

Navroz Esmael
 Navroz Esmael

E&O.E	EUGENE METAL WORKS STAMP DUTY PAID COMPOSITION AGREEMENT NO. SD/10/3197/1395	TOTAL	5,000,000/=
-------	---	-------	-------------

GODWIN

As of 5/19/11 Current balance 1,250,000

TICC/PP.10/042140/6

08/02/2012

Commissioner for Customs & Excise,
Tanzania Revenue Authority,
P.O. Box 9053,
DAR ES SALAAM

Dear Sir,

**RE: DUTY/VAT REMISSIONS ON CAPITAL/ DEEMED CAPITAL
GOODS OF CERTIFICATE OF INCENTIVES NO: 042140**

M/S Crystal Pier Tanzania Limited is a TIC registered company with certificate of incentives **No. 042140** which is valid up to **November 2014**

The company has been registered with objectives of establishing sea food (fish and other sea products) processing factory.

Attached herewith please find a list of Capital/ Deemed Capital Goods for Duty/VAT remissions approval.

Yours sincerely

TANZANIA INVESTMENT CENTRE



N.A. Senzia

FOR: EXECUTIVE DIRECTOR

8

TICC/PP.10/042140/8

23/05/2013

Commissioner for Customs & Excise,
Tanzania Revenue Authority,
P.O. Box 9053,
DAR ES SALAAM

Dear Sir,

**RE: DUTY/VAT REMISSIONS ON CAPITAL/ DEEMED CAPITAL
GOODS OF CERTIFICATE OF INCENTIVES NO: 042140**

M/S Crystal Pier Tanzania Limited is a TIC registered company with certificate of incentives **No. 042140** which is valid up to **November 2014**

The company has been registered with objectives of establishing sea food (fish and other sea products) processing factory.

Attached herewith please find a list of Capital/ Deemed Capital Goods for Duty/VAT remissions approval.

Yours sincerely

TANZANIA INVESTMENT CENTRE


N/A. Senzia

FOR: EXECUTIVE DIRECTOR

<u>ITEM</u>	<u>QUANTITY</u>	<u>PRICE</u>
1 Liter Super Duty Rub Compound	2	\$ 64.00
1 Liter Liquid Wax	2	\$ 37.00
100 Foot Wire Spool	1	\$ 110.00
20 Foot Battery Cable	1	\$ 50.00
10 inch Bush Bar	1	\$ 27.00
Terminal Block	2	\$ 34.00
Hinges	2	\$ 81.00
Battery Terminals	2	\$ 40.00
Electrical Connectors	7	\$ 25.00
Cable Clamps 3/8"	2	\$ 40.00
Self Tap Screws (box of 100)	1	\$ 20.00
Zinc	1	\$ 20.00
Pie Shaped Zinc	1	\$ 15.00
Shaft Packing 3/8"	1	\$ 20.00
Double Pack 55W Halogen Light	2	\$ 60.00
Dome Lights	5	\$ 196.00
Wooden Handle	1	\$ 15.00
6 Position Power Distribution Panel	1	\$ 165.00
Circuit Breaker Panel	1	\$ 60.00
1/2" Packing	1	\$ 20.00
Deck Plate	1	\$ 15.00
3/4" Screws (100 Pieces)	1	\$ 15.00
Marine Tex Epoxy	1	\$ 58.00
Saw Blade	4	\$ 20.00
Spade Bits	2	\$ 20.00
50' Extension Cord	1	\$ 35.00
C Clamps	14	\$ 40.00
Assorted Twist Ties	1	\$ 2.00
Buffing Pads	4	\$ 20.00
Rotary Steel Brushes	2	\$ 50.00
Jigsaw Blades	2	\$ 20.00
Drill Tap Bit Set	1	\$ 13.00
Drill bit Set 13Pc	1	\$ 10.00
Scissors	1	\$ 4.00
Saw Blades (15Pcs)	1	\$ 20.00
4" Cup Brush	2	\$ 5.00
6PC Chisel Set	1	\$ 8.00
Grommet Set	1	\$ 4.00
Wire Strippers	2	\$ 10.00
Connectors	15	\$ 80.00



Seafood Co.

<u>ITEM</u>	<u>QUANTITY</u>	<u>PRICE</u>
Heat Shrink Tubing	2	\$ 8.00
Marine Tubing	1	\$ 140.00
Elastic Tie Downs	1	\$ 30.00
4" Cable Ties	1	\$ 15.00
Metal Grinding Wheel 4.5"	1	\$ 25.00
6.5V Circuit Tester	1	\$ 5.00
Sandpaper	2	\$ 15.00
Polishing and Sanding Disc	1	\$ 20.00
50' Extension Cord	1	\$ 20.00
Wratchet Tie Downs	1	\$ 13.00
12" Combo Square	1	\$ 10.00
Fluorescent Worklight (6FT)	1	\$ 8.00
Halogen Worklight	1	\$ 8.00
Black Tape	2	\$ 15.00
14 PCS Combo Wrench Set Metric	1	\$ 25.00
Gloves	2	\$ 25.00
Wire Brushes	1	\$ 3.00
Tarp 11' X 17'	1	\$ 13.00
Adjustable Wrench Set	1	\$ 11.00
Ball Pin Hammer	1	\$ 7.00
Screwdriver Set	1	\$ 6.00
Hammer	1	\$ 7.00
Saw Set	1	\$ 20.00
Pliers	1	\$ 16.00
14" Pipewrench	1	\$ 6.00
Locking Pliers set	1	\$ 10.00
Framing Square	1	\$ 15.00
14 PCS Combo Wrench Set	1	\$ 20.00
7" Polisher Electric	1	\$ 50.00
Jigsaw	1	\$ 55.00
Cable Winch Puller	1	\$ 26.00
2 Ton Chain Hoist	1	\$ 70.00
Hydraulic Bottle Jack 12 Ton	1	\$ 30.00
20 PCS Jumbo Socket Set	1	\$ 58.00
Pipe Threader (10 PC Set)	1	\$ 70.00
Circular Saw	1	\$ 90.00
64 PC Socket Set	1	\$ 100.00
Power Drill 1/2"	1	\$ 30.00
Reciprocating Saw	1	\$ 60.00
4.5" Angle Grinder	1	\$ 30.00

~~1~~ of 6
2 of 6



<u>ITEM</u>	<u>QUANTITY</u>	<u>PRICE</u>
Power Invertor 3000W	1	\$ 130.00
Cordless Electric Drill	1	\$ 50.00
Heavy Hammer	1	\$ 11.00
Radar Bag	1	\$ 10.00
Richie Electronic Ciompass	2	\$ 200.00
Audio Speakers	2	\$ 200.00
Blilge Pump	1	\$ 500.00
Flow Switch	1	\$ 500.00
Detroit Fuel Pump	1	\$ 250.00
VHF Radio and Compass	1	\$ 250.00
Zinc	1	\$ 100.00
Stainless Steel Net Lead	1	\$ 250.00
Tool Chest	1	\$ 10.00
Life Preserver	3	\$ 300.00
Miter Saw	1	\$ 200.00
Radar Mount Aluminum	1	\$ 250.00
5 gals. Industrial Cleaner	1	\$ 100.00
2x1 gal cleaner	2	\$ 40.00
(1) Ryobi 10" Drill Press	1	\$ 150.00
(1) Gallon Polyurethane	1	\$ 100.00
(1) Rubber Maid mop & bucket	1	\$ 100.00
Millwaukee 3/8" electric drill	1	\$ 150.00
(1) Husky Shop vac	1	\$ 30.00
Assorted SAE drill bits	1	\$ 7.00
Misc. boxes of screws	1	\$ 25.00
(4) Webs of 6" gill netting	4	\$ 500.00
(2) 23" Gaff Hooks	2	\$ 300.00
(2) Cases Racor Fuel Filters	2	\$ 250.00
(1) Quart Fiber Glass Cleaner	1	\$ 100.00
Mixed misc. fishing gear	1	\$ 300.00
(1) Plastic basket with Tuna hand line	1	\$ 60.00
(1) Bag of plastic net buoys	1	\$ 50.00
(5) Fishing Spools	5	\$ 100.00
(2) Orange plastic fish baskets	2	\$ 100.00
(1) SS Exhaust Top	1	\$ 100.00
(2) Net roller assemblies	2	\$ 500.00
(2) SS trays	2	\$ 250.00
(1) Net lifter shaft	1	\$ 500.00

3 of 6



<u>ITEM</u>	<u>QUANTITY</u>	<u>PRICE</u>
(1) Orange Life Raft	1	\$ 250.00
(1) Hydraulic Net Lifter	1	\$ 1,250.00
(1) Stern Transom	1	\$ 500.00
(4) Anchors	4	\$ 2,000.00
(20) High Flyer buoys	20	\$ 3,000.00
Ryobi 10" Drill Press	1	\$ 130.00
Wavebrake 35 Liter Mop Bucket	1	\$ 60.00
Diablo 6" ROS Disc 40 Grade 5 Pack	5	\$ 20.00
Diablo 6" ROS Disc 80 Grade 5 Pack	6	\$ 24.00
Diablo 6" ROS Disc 100 Grade 10 Pack	4	\$ 48.00
16 OZ Great Stuff Pest Block	1	\$ 7.00
Rigid 6" Dual-Orbit Random Sander	1	\$ 114.00
Wood Screw	9	\$ 60.00
Loop End Cot Mob	1	\$ 13.00
Dripless Cauld Gun 10 OZ	1	\$ 6.00
Park Oil Poly Glos Gal 350V	1	\$ 31.00
GE Silicone Clear	11	\$ 69.00
GE Silicone Clear	1	\$ 5.00
Milwaukee 29 PC Shockwave Drill Bitset	1	\$ 15.00
Loctite Metal and Concrete Epoxy	1	\$ 5.00
Husky 4 Gal 3HP Stainless Wet/Dry Vac	1	\$ 30.00
ZEP Ind Purple Degreaser 1 Gal	2	\$ 21.00
ZEP Ind Purple Degreaser 5 Gal	1	\$ 37.00
3/4" 4'X8' Sandeply Hardwood Plywood	4	\$ 188.00
1/2" 4'X8' Saneply Hardwood Plywood	24	\$ 911.00
5/4X6-12FT Prem PT Weathershield	2	\$ 20.00
5/4X6-16FT Prem PT Weathershield	4	\$ 56.00
2X4-96" Premium KD Whitewood Stud	10	\$ 28.00
2X3-8FT Premium Stud	14	\$ 34.00
2X6-8FT #2/BTR KD-HT SPF	4	\$ 21.00
1X6-R/L Oak Board / 4 @ 8'	32	\$ 105.00
1X4-R/L Oak Board / 4 @ 8'	32	\$ 68.00
1X2-R/L Oak Board / 5 @ 8'	40	\$ 43.00
(1) Brinkman Gas Grill	1	\$ 200.00
(1) Ryobi 10" Table saw	1	\$ 200.00
(1) Micro Wave 9cu ft	1	\$ 90.00
(1) Milwaukee 4 1/2" grinder	1	\$ 100.00
(1) Pad lock set of three	1	\$ 23.00

4 of 6



<u>ITEM</u>	<u>QUANTITY</u>	<u>PRICE</u>
(6) cans of spray paint	6	\$ 60.00
2 gals Primer Paint	2	\$ 12.00
(1) Milwaukee Crimp Brush	1	\$ 19.00
(1) Furuno 16 mile radar	1	\$ 500.00
(1) Hondex HE-745 Depth Sounder	1	\$ 1,000.00
(1) Kodex Depth Sounder	1	\$ 500.00
(1) Simrad Auto pilot and pump	1	\$ 3,831.00
(1) Simrad GPS Plotter	1	\$ 1,194.00
(1) GPS	1	\$ 296.00
(1) Flux Gate Compass	1	\$ 199.00
(2) VHF radios generic brand	2	\$ 265.00
(1) Shakespeare VHF antenna	1	\$ 265.00
Fish Totes	6	\$ 650.00
1X3-R/L Oak Board / 4@8FT (32FT)	1	\$ 49.00
3/4X3/4 4-R/L Oak Squares/5@8 (40FT)	1	\$ 23.00
1/4X2-4FT Oak Hardwood Ply (6FT)	1	\$ 16.00
3/4 4X8 Oak Hardwood Ply (3FT)	1	\$ 144.00
5/4X6-8FT Prem PT Weathershield (4FT)	1	\$ 25.00
3/8 and 1/2 Hex Bit Sockets	1	\$ 13.00
1/2" Dr Impact Socket	1	\$ 26.00
Multi-Meter Digital	1	\$ 20.00
Hex Key 36-Piece Sae/Metric	1	\$ 8.50
Multi-Meter Digital Temperature	1	\$ 12.00
6000LB Electric Winch	1	\$ 270.00
38" Fiberglass Matt 1.5OZ (100 Yards)	1	\$ 240.00
5 Gal Pail Gelcoat White	1	\$ 279.00
5 Gal Pail Gelcoat Gray	1	\$ 279.00
Resin 5 Gal Pail	2	\$ 305.78
Mek-P Gal	1	\$ 43.00
38" Woven Rovings 15LB	1	\$ 48.75
Marpro Super B Black Gal	2	\$ 180.00
Marpro Medium Gray	2	\$ 74.00
Neutral Gelcoat 1 Gal	2	\$ 132.30
Pigment Green	2	\$ 21.00
Leadline 65 1072 lbs	1	\$ 3,055.00
Floats	700	\$ 2,492.00
Poly Pro 3/8" Black 396LB	1	\$ 915.00
Buoy 5X11	48	\$ 164.00

5 of 6



<u>ITEM</u>	<u>QUANTITY</u>	<u>PRICE</u>
Braided Twin 750 Tarred (24LB)	1	\$140.40
Buoy A1 40"	12	\$261.00
Buoy A2 50"	2	\$63.00
14X6.5X25 Webs	8	\$424.00
¼" Clear Poly Glass	2	\$427.13
Fiberglass Filler Formula 27qts	1	\$200.00
Misc Charges including Freight	1	\$11,320.14
Total		<u>\$50,000.00</u>

VESSEL

Name - Edna Grace

Builder - Young Brothers

Year Built - 1990

Construction - Fiberglass

Length - 38' Height - 12' Beam 12'8"

HULL ID - 958988

HULL Color - White with Green Boot stripe

HULL Bottom - Black

1

\$75,000.00

6 OF 6



Tic

9

CRYSTAL PIER TANZANIA LTD

STORAGE AND PROCESSORS OF SEAFOOD PRODUCTS

P.O. Box 19875, Plot no: 2170/206 Keko Mwanga

Tele: +255-71-234-7115

Executive Director
Tanzania Investment Centre
P.O. Box 938
Dar-Es-Salaam
July 8 2013



Received in
11/7/2013
Mr
TIC/TIC

RE: - TIC Certificate # 042140

Dear Sir,

In accordance to provisions of section 17 of the TIC Act 1997 and conditions prescribed in item 14 and 15 as registered on the above certificate; this is to request and notify the centre that we need to add the following items for Duty and VAT exemption.

- 1) Steel Cradle with four (4) each side
Value: - \$10,000.00 FOB
- 2) See Schedule B herewith attached
Total Value \$3060.50

We would appreciate it if you could include the above items listed as "FIXTURES" (item #15) on THE LIST OF ITEMS FOR DUTY & VAT EXEMPTION. Vessel documents are attached.

Thank you

Yours truly

Nazir Esmail
CRYSTAL PIER TANZANIA LTD





TANZANIA REVENUE AUTHORITY

TRA/CE/C/P.20/08/ ~~3220~~ 3223

18th June, 2013

Managing Director,
M/S Crystal Pier Tanzania Ltd,
P.O.BOX 19875,
DAR ES SALAAM.


**RE: DUTY/VAT EXEMPTION ON CAPITAL/DEEMED CAPITAL GOODS
CERTIFICATE OF INCENTIVES NO.042140 OF 04TH JANUARY, 2012
TIN: 114-669-571.**

We are writing in response to your letter of 16th June, 2013 as supported by the letter Ref. TICC/PP.10/041591/12 of 14th June, 2013 from Tanzania Investment Centre, regarding the captioned subject.

We hereby confirm and approve items as per six (06) pages list herewith attached as capital/deemed capital goods for facilitation of your project with certificate of incentives mentioned above. You are also advised to take note that locally available items are to be procured locally.

The approved goods will be assessable at 0% Import Duty and VAT relieved. Please complete VAT form 224 and submit for approval to the Commissioner for Domestic Revenue for local purchases and to the Commissioner for Customs and Excise for importations.

Sincerely yours,


Godfrey Kitundu

FOR: COMMISSIONER FOR CUSTOMS AND EXCISE.

RS/
C: C: Manager – Customs Service Centre
C.C: Manager Tax Exemption,
C.C: Manager- TRA Temeke,
C.C: Executive Director,
Tanzania Investment Centre,
DSM.

ISO 9001 : 2008 Certified

CUSTOMS & EXCISE DEPARTMENT

Sokoine Drive, P.O. Box 9053, Dar es Salaam, Tanzania

Tel: +255-22-2117765, or 255-22-2127783/4/6/8 Fax: +255 22 2138878/2135193

<u>ITEM</u>	<u>QUANTITY</u>	<u>PRICE</u>
1 Liter Super Duty Rub Compound	2	\$ 64.00
1 Liter Liquid Wax	2	\$ 37.00
100 Foot Wire Spool	1	\$ 110.00
20 Foot Battery Cable	1	\$ 50.00
10 inch Bush Bar	1	\$ 27.00
Terminal Block	2	\$ 34.00
Hinges	2	\$ 81.00
Battery Terminals	2	\$ 40.00
Electrical Connectors	7	\$ 25.00
Cable Clamps 3/8"	2	\$ 40.00
Self Tap Screws (box of 100)	1	\$ 20.00
Zinc	1	\$ 20.00
Pie Shaped Zinc	1	\$ 15.00
Shaft Packing 3/8"	1	\$ 20.00
Double Pack 55W Halogen Light	2	\$ 60.00
Dome Lights	5	\$ 196.00
Wooden Handle	1	\$ 15.00
6 Position Power Distribution Panel	1	\$ 165.00
Circuit Breaker Panel	1	\$ 60.00
1/2" Packing	1	\$ 20.00
Deck Plate	1	\$ 15.00
3/4" Screws (100 Pieces)	1	\$ 15.00
Marine Tex Epoxy	1	\$ 58.00
Saw Blade	4	\$ 20.00
Spade Bits	2	\$ 20.00
50' Extension Cord	1	\$ 35.00
C Clamps	14	\$ 40.00
Assorted Twist Ties	1	\$ 2.00
Buffing Pads	4	\$ 20.00
Rotary Steel Brushes	2	\$ 50.00
Jigsaw Blades	2	\$ 20.00
Drill Tap Bit Set	1	\$ 13.00
Drill bit Set 13Pc	1	\$ 10.00
Scissors	1	\$ 4.00
Saw Blades (15Pcs)	1	\$ 20.00
4" Cup Brush	2	\$ 5.00
6PC Chisel Set	1	\$ 8.00
Grommet Set	1	\$ 4.00
Wire Strippers	2	\$ 10.00
Connectors	15	\$ 80.00

SKR Approved



Seafood Co.

<u>ITEM</u>	<u>QUANTITY</u>	<u>PRICE</u>
Heat Shrink Tubing	2	\$ 8.00
Marine Tubing	1	\$ 140.00
Elastic Tie Downs	1	\$ 30.00
4" Cable Ties	1	\$ 15.00
Metal Grinding Wheel 4.5"	1	\$ 25.00
6.5V Circuit Tester	1	\$ 5.00
Sandpaper	2	\$ 15.00
Polishing and Sanding Disc	1	\$ 20.00
50' Extension Cord	1	\$ 20.00
Wrratchet Tie Downs	1	\$ 13.00
12" Combo Square	1	\$ 10.00
Fluorescent Worklight (6FT)	1	\$ 8.00
Halogen Worklight	1	\$ 8.00
Black Tape	2	\$ 15.00
14 PCS Combo Wrench Set Metric	1	\$ 25.00
Gloves	2	\$ 25.00
Wire Brushes	1	\$ 3.00
Tarp 11' X 17'	1	\$ 13.00
Adjustable Wrench Set	1	\$ 11.00
Ball Pin Hammer	1	\$ 7.00
Screwdriver Set	1	\$ 6.00
Hammer	1	\$ 7.00
Saw Set	1	\$ 20.00
Pliers	1	\$ 16.00
14" Pipewrench	1	\$ 6.00
Locking Pliers set	1	\$ 10.00
Framing Square	1	\$ 15.00
14 PCS Combo Wrench Set	1	\$ 20.00
7" Polisher Electric	1	\$ 50.00
Jigsaw	1	\$ 55.00
Cable Winch Puller	1	\$ 26.00
2 Ton Chain Hoist	1	\$ 70.00
Hydraulic Bottle Jack 12 Ton	1	\$ 30.00
20 PCS Jumbo Socket Set	1	\$ 58.00
Pipe Threader (10 PC Set)	1	\$ 70.00
Circular Saw	1	\$ 90.00
64 PC Socket Set	1	\$ 100.00
Power Drill 1/2"	1	\$ 30.00
Reciprocating Saw	1	\$ 60.00
4.5" Angle Grinder	1	\$ 30.00

SKR Approved



<u>ITEM</u>	<u>QUANTITY</u>	<u>PRICE</u>
Power Invertor 3000W	1	\$ 130.00
Cordless Electric Drill	1	\$ 50.00
Heavy Hammer	1	\$ 11.00
Radar Bag	1	\$ 10.00
Richie Electronic Ciompass	2	\$ 200.00
Audio Speakers	2	\$ 200.00
Blilge Pump	1	\$ 500.00
Flow Switch	1	\$ 500.00
Detroit Fuel Pump	1	\$ 250.00
VHF Radio and Compass	1	\$ 250.00
Zinc	1	\$ 100.00
Stainless Steel Net Lead	1	\$ 250.00
Tool Chest	1	\$ 10.00
Life Preserver	3	\$ 300.00
Miter Saw	1	\$ 200.00
Radar Mount Aluminum	1	\$ 250.00
5 gals. Industrial Cleaner	1	\$ 100.00
2x1 gal cleaner	2	\$ 40.00
(1) Ryobi 10" Drill Press	1	\$ 150.00
(1) Gallon Polyurethane	1	\$ 100.00
(1) Rubber Maid mop & bucket	1	\$ 100.00
Millwaukee 3/8" electric drill	1	\$ 150.00
(1) Husky Shop vac	1	\$ 30.00
Assorted SAE drill bits	1	\$ 7.00
Misc. boxes of screws	1	\$ 25.00
(4) Webs of 6" gill netting	4	\$ 500.00
(2) 23" Gaff Hooks	2	\$ 300.00
(2) Cases Racor Fuel Filters	2	\$ 250.00
(1) Quart Fiber Glass Cleaner	1	\$ 100.00
Mixed misc. fishing gear	1	\$ 300.00
(1) Plastic basket with Tuna hand line	1	\$ 60.00
(1) Bag of plastic net buoys	1	\$ 50.00
(5) Fishing Spools	5	\$ 100.00
(2) Orange plastic fish baskets	2	\$ 100.00
(1) SS Exhaust Top	1	\$ 100.00
(2) Net roller assemblies	2	\$ 500.00
(2) SS trays	2	\$ 250.00
(1) Net lifter shaft	1	\$ 500.00

3 of 6



<u>ITEM</u>	<u>QUANTITY</u>	<u>PRICE</u>
(1) Orange Life Raft	1	\$ 250.00
(1) Hydraulic Net Lifter	1	\$ 1,250.00
(1) Stern Transom	1	\$ 500.00
(4) Anchors	4	\$ 2,000.00
(20) High Flyer buoys	20	\$ 3,000.00
Ryobi 10" Drill Press	1	\$ 130.00
Wavebrake 35 Liter Mop Bucket	1	\$ 60.00
Diablo 6" ROS Disc 40 Grade 5 Pack	5	\$ 20.00
Diablo 6" ROS Disc 80 Grade 5 Pack	6	\$ 24.00
Diablo 6" ROS Disc 100 Grade 10 Pack	4	\$ 48.00
16 OZ Great Stuff Pest Block	1	\$ 7.00
Rigid 6" Dual-Orbit Random Sander	1	\$ 114.00
Wood Screw	9	\$ 60.00
Loop End Cot Mob	1	\$ 13.00
Dripless Cauld Gun 10 OZ	1	\$ 6.00
Park Oil Poly Glos Gal 350V	1	\$ 31.00
GE Silicone Clear	11	\$ 69.00
GE Silicone Clear	1	\$ 5.00
Milwaukee 29 PC Shockwave Drill Bitset	1	\$ 15.00
Loctite Metal and Concrete Epoxy	1	\$ 5.00
Husky 4 Gal 3HP Stainless Wet/Dry Vac	1	\$ 30.00
ZEP Ind Purple Degreaser 1 Gal	2	\$ 21.00
ZEP Ind Purple Degreaser 5 Gal	1	\$ 37.00
3/4" 4'X8' Sandepley Hardwood Plywood	4	\$ 188.00
1/2" 4'X8' Sanepley Hardwood Plywood	24	\$ 911.00
5/4X6-12FT Prem PT Weathershield	2	\$ 20.00
5/4X6-16FT Prem PT Weathershield	4	\$ 56.00
2X4-96" Premium KD Whitewood Stud	10	\$ 28.00
2X3-8FT Premium Stud	14	\$ 34.00
2X6-8FT #2/BTR KD-HT SPF	4	\$ 21.00
1X6-R/L Oak Board / 4 @ 8'	32	\$ 105.00
1X4-R/L Oak Board / 4 @ 8'	32	\$ 68.00
1X2-R/L Oak Board / 5 @ 8'	40	\$ 43.00
(1) Brinkman Gas Grill	1	\$ 200.00
(1) Ryobi 10" Table saw	1	\$ 200.00
(1) Micro Wave 9cu ft	1	\$ 90.00
(1) Milwaukee 4 1/2" grinder	1	\$ 100.00
(1) Pad lock set of three	1	\$ 23.00

4 of 6



<u>ITEM</u>	<u>QUANTITY</u>	<u>PRICE</u>
(6) cans of spray paint	6	\$ 60.00
2 gals Primer Paint	2	\$ 12.00
(1) Milwaukee Crimp Brush	1	\$ 19.00
(1) Furuno 16 mile radar	1	\$ 500.00
(1) Hondex HE-745 Depth Sounder	1	\$ 1,000.00
(1) Kodex Depth Sounder	1	\$ 500.00
(1) Simrad Auto pilot and pump	1	\$ 3,831.00
(1) Simrad GPS Plotter	1	\$ 1,194.00
(1) GPS	1	\$ 296.00
(1) Flux Gate Compass	1	\$ 199.00
(2) VHF radios generic brand	2	\$ 265.00
(1) Shakespeare VHF antenna	1	\$ 265.00
Fish Totes	6	\$ 650.00
1X3-R/L Oak Board / 4@8FT (32FT)	1	\$ 49.00
3/4X3/4 4-R/L Oak Squares/5@8 (40FT)	1	\$ 23.00
1/4X2-4FT Oak Hardwood Ply (6FT)	1	\$ 16.00
3/4 4X8 Oak Hardwood Ply (3FT)	1	\$ 144.00
5/4X6-8FT Prem PT Weathershield (4FT)	1	\$ 25.00
3/8 and 1/2 Hex Bit Sockets	1	\$ 13.00
1/2" Dr Impact Socket	1	\$ 26.00
Multi-Meter Digital	1	\$ 20.00
Hex Key 36-Piece Sae/Metric	1	\$ 8.50
Multi-Meter Digital Temperature	1	\$ 12.00
6000LB Electric Winch	1	\$ 270.00
38" Fiberglass Matt 1.5OZ (100 Yards)	1	\$ 240.00
5 Gal Pail Gelcoat White	1	\$ 279.00
5 Gal Pail Gelcoat Gray	1	\$ 279.00
Resin 5 Gal Pail	2	\$ 305.78
Mek-P Gal	1	\$ 43.00
38" Woven Rovings 15LB	1	\$ 48.75
Marpro Super B Black Gal	2	\$ 180.00
Marpro Medium Gray	2	\$ 74.00
Neutral Gelcoat 1 Gal	2	\$ 132.30
Pigment Green	2	\$ 21.00
Leadline 65 1072 lbs	1	\$ 3,055.00
Floats	700	\$ 2,492.00
Poly Pro 3/8" Black 396LB	1	\$ 915.00
Buoy 5X11	48	\$ 164.00

5 of 6

SKG Approved



<u>ITEM</u>	<u>QUANTITY</u>	<u>PRICE</u>
Braided Twin 750 Tarred (24LB)	1	\$140.40
Buoy A1 40"	12	\$261.00
Buoy A2 50"	2	\$63.00
14X6.5X25 Webs	8	\$424.00
¼" Clear Poly Glass	2	\$427.13
Fiberglass Filler Formula 27qts	1	\$200.00
Misc Charges including Freight	1	\$11,320.14
Total		<u>\$50,000.00</u>

VESSEL

Name - Edna Grace
 Builder - Young Brothers
 Year Built - 1990
 Construction - Fiberglass
 Length - 38' Height - 12' Beam 12'8"
 HULL ID - 958988
 HULL Color - White with Green Boot stripe
 HULL Bottom - Black

1

SKB
Approved \$75,000.00



6 OF 6



THE UNITED REPUBLIC OF TANZANIA
TANZANIA INVESTMENT CENTRE

Telegraphic Address: "INVEST"

Tel: No: (255)-22-2116328

Fax: (255-22) -2118253

E-mail: information@tic.co.tz

Website: www.tic.co.tz

In reply please quote:

TICC/PP.10/042140/3

Ref. No:.....



Shaaban Robert Street
P.O. Box 938,
DAR ES SALAAM.

27th December, 2011

Managing Director,
Crystal Pier (T) Ltd.,
P.O. Box 19875,
COASTAL REGION

**RE: CERTIFICATE OF INCENTIVES FOR INVESTMENT IN THE
ESTABLISHMENT OF PROCESSING FACTORY FOR SEA FOOD AND
OTHER SEA PRODUCTS**

We wish to acknowledge receipt of your project proposal of establishing sea food (fish and other sea products) processing factory as presented in the TIC P.A. 1 Form No. 09252 and Feasibility Study with a projected investment of USD 2m.

We have studied your project proposal and are pleased to inform you that your investment proposal is now officially registered and therefore your project will be granted a CERTIFICATE OF INCENTIVES, given under authority conferred upon TIC under Part III, Section 17 (1-8) of the Tanzania Investment Act, 1997. In order to enable TIC prepare your Certificate of Incentives, You will be required to submit the following:-

- Bank Reference for equity funding or a letter from Bank/Financial Institution that a loan is granted or is under consideration as required by Section 17(3) (f) of Tanzania Investment Act,1997.

You will also be required to submit to the Centre a Progress Report on the implementation of the project after every six months for our information and review. Guidelines for the preparation of the report are contained in annexure 2 also attached to this letter. Please do not hesitate to contact the Centre for any clarification if the need arises. Please also note that a facilitation fee equivalent to US\$ 750.00 is payable at the ruling exchange rate before your Certificate of Incentives is prepared. Please make deposit direct to the bank as per bank details below:-

.. ./2

TICC/PP.10/042140/3

27th December, 2011

*Tanzania Investment Centre
Standard Chartered Bank (T) Ltd
US Dollar A/C 8702006002000
T.Shs A/C 0102006002000*

We wish you every success in the implementation of the project.

Yours sincerely,
TANZANIA INVESTMENT CENTRE


R.P. Mbilinyi
AG: EXECUTIVE DIRECTOR

Copy to: Permanent Secretary,
Ministry of Finance,
P. O. Box 9111,
DAR ES SALAAM

Permanent Secretary,
Ministry of Industry, Trade and Marketing,
P.O. Box 9503,
DAR ES SALAAM

Commissioner General,
Tanzania Revenue Authority,
P. O. Box 11491,
DAR ES SALAAM

Original
Date 05/1/12
For: Executive Director
Tanzania Investment Centre



00218334

THE UNITED REPUBLIC OF TANZANIA

Certificate of Incentives

(Section 17 of the Tanzania Investment Act, 1997)

No: 042140

This is to certify that

CRYSTAL PIER TANZANIA LTD

of address P.O. BOX 19875
DAR ES SALAAM

has been granted a Certificate of Incentives to invest in a new, ~~XXXXXXXXXXXXXXXXXXXX~~
~~or equity of the enterprise known as~~

CRYSTAL PIER TANZANIA LTD

Which is located at PLOT NO. 2174/206, KEKO MWANGA, TEMEKE
DAR ES SALAAM

Further particulars required by Section 17 of the Tanzania Investment Act are set out overleaf.

.....
Ag. Executive Director

Tanzania Investment Centre
P.O. Box 938, Dar es Salaam

Dated 4TH JANUARY 2012



This Certificate is issued in accordance with the provisions of Section 17 of the Tanzania Investment Act, 1997 and subject to the conditions prescribed under item 14 and 15 hereafter:—

1. Shareholders
- | | Nationality | Shareholding (%) |
|-----------------|-------------|------------------|
| Salim A. Salim | Tanzanian | 5 |
| Rashid A. Jumbe | Tanzanian | 10 |
| Nazir Esmail | Canadian | 85 |
2. Proposed Activities: To establish sea food (fish and other sea products) processing factory
3. Sector: Manufacturing Subsector Fish Processing
4. Investment cost: Foreign USD 2m. Local - Total USD 2m.
5. Project Financing: Equity USD 2m. Loans - Total USD 2m.
6. Source, terms and conditions of loan.....
7. Assets to be invested:
- | Capital items: | Foreign | Local | Total |
|----------------|----------------|----------|----------------|
| | <u>USD 2m.</u> | <u>-</u> | <u>USD 2m.</u> |
8. Technology Agreement None
9. Date of TIC Registration: 27th December 2011
10. Implementation period December 2011 - November 2014
11. Operative date December 2014
12. Investment Incentive Grade: As defined in part III Section 19 (1), (2) and Section 20 of the Tanzania Investment Act, 1997
- (i) Applicable Import Duty And VAT as per Customs Tariff Act, 1976 & VAT Act, 1997
 - (ii) Applicable with-holding Tax As per Income Tax Act, 2004 (as amended)
 - (iii) Eligibility of Capital Allowances As per Income Tax Act, 2004 (as amended)
13. Protection of Investment, Arbitration and Transfer of Foreign Currency: as defined in part III Section 21, 22 and 23 of the Act.
14. Conditions attached to this Certificate of Incentives
- (i) Date of Commencement of investment has to be notified to the Centre.
 - (ii) Certificate not to be transferred, assigned or amended
 - (iii) Failure to commence implementation within two years invalidates Certificate
 - (iv) Failure to operate investment must be notified to the Centre
 - (v) Changes in shareholding, project activities and level of invested capital must be notified to the centre
15. Additional conditions attached to Certificate
- None

Signed 
Ag. Executive Director

CTIN.: 1518323

ISO 9001:2008 Certified



TANZANIA REVENUE AUTHORITY

CERTIFICATE OF REGISTRATION

FOR

TAXPAYER IDENTIFICATION NUMBER (TIN)

(ISSUED UNDER SECTION 133 OF THE INCOME TAX ACT NO. 11 OF 2004)

THIS IS TO CERTIFY THAT

CRYSTAL PIER TANZANIA LIMITED

.....

has been registered with the Tanzania Revenue
Authority and assigned the Taxpayer
Identification Number

114-669-571

.....

with effect from

15-09-2011

.....

P. N. Kassera

OFFICIAL SEAL

COMMISSIONER FOR DOMESTIC REVENUE

NOTE: THE REQUIREMENTS UNDER WHICH THIS CERTIFICATE IS ISSUED ARE STATED OVERLEAF

Africa's Best Seafood

INVOICE

480 Lawrence Avenue
 Toronto, Ontario, Canada,
 M5M 10A

(647) 401-1431

SOLD TO:

Crystal Pier Tanzania
 P.O Box 54182 # 0684051744
 Keko Mwanga, Dar Es Salaam, Tanzania

INVOICE NUMBER 536524
 INVOICE DATE June 30 2013
 OUR ORDER NO. 726278
 YOUR ORDER NO. 1892727
 TERMS PP
 SALES REP FRANK MONDELLI
 SHIPPED VIA Air/DHL

SHIPPED TO:

Crystal Pier Tanzania
 P.O Box 54182 # 0684051744
 Keko Mwanga, Dar Es Salaam, Tanzania

PREPAID or COLLECT PREPAID

QUANTITY	DESCRIPTION	UNIT PRICE	AMOUNT
2	#33 LEAD PIPE (BRAIDED) 2-900FT COILS		\$118.00
8	#420 BK BRAIDED GANGIONS (2LB)		24.00
6	5.0 MM TRAWL LINE (300 FATH)		180.00
5	#105/18 SPUN POLYESTER TWINE		16.00
5	NO.15 WHITE BRAIDED NYLON TWINE		20.00
300	#350 DEEP-SEA GIL NET FLOATS		40.00
1	3/8 IN SUPERDAN ROPE (LB)		150.00
10	GILNET #14 X 5.5X 25 MD X 100 FH		160.00
10	#21 BLACK BRAIDED NYLON TWINE		80.00
10	1/25 IN X 10 PLASTIC FLAT NEEDLE		10.00
30	FLEXABLE SQUID JIGGERS RED		30.00
2	PLASTIC SQUID ROLLERS		0.50
24 BOX	MUSTAD 11/0 E-Z BAITERS (100)		200.00
1	ECONOMY DUAL LEVER CONTROLS		80.00

PAGE 1 OF 3

TAX
 FREIGHT

INCLUSIVE

CONTINUED

DIRECT ALL INQUIRIES TO:

Crystal Pier Tanzania
 712347115
 email: crystalpiertanzania@gmail.com

MAKE ALL CHECKS PAYABLE TO:

Africa's Best Seafood
 Attn: Accounts Receivable
 480 Lawrence Ave West
 Toronto, Ontario, Canada M5M 1C4

THANK YOU FOR YOUR BUSINESS!



Africa's Best Seafood

INVOICE

480 Lawrence Avenue
 Toronto, Ontario, Canada,
 M5M 10A

(647) 401-1431

SOLD TO:

Crystal Pier Tanzania
 P.O Box 54182 # 0684051744
 Keko Mwanga, Dar Es Salaam, Tanzania

INVOICE NUMBER 536524
 INVOICE DATE June 30 2013
 OUR ORDER NO. 726278
 YOUR ORDER NO. 1892727
 TERMS PP
 SALES REP FRANK MONDELLI
 SHIPPED VIA Air/DHL

SHIPPED TO:

Crystal Pier Tanzania
 P.O Box 54182 # 0684051744
 Keko Mwanga, Dar Es Salaam, Tanzania

PREPAID or COLLECT PREPAID

QUANTITY	DESCRIPTION	UNIT PRICE	AMOUNT
1	33C MORSE RED-JAKET CABLE 12 IN		\$15.00
1	MORSE D/C SHUT DOWN CONTROL		20.00
1	MORSE DC-CNTL MOUNTING BRACKET		10.00
1	33C MORSE RED-JAKET CABLE 10 IN		20.00
1	CA-27024 UNIVERSAL CONNECT KIT		30.00
1	CA-28020 CLAMPS & SHIMS (33C)		22.00
2	CA-37700 CELVIS KIT (33C)		20.00
4	HEAVY DUTY STAINLESS STEEL BUTT HINGE 2 IN		25.00
4	STAINLESS STEEL STRAP HINGE 5-3/4 IN		30.00
2	BIG HEAVY DUTY FOLDING FLUSH MOUNT HINGE		20.00
2	STAINLESS STEEL HASP		10.00
3	STAINLESS STEEL CABIN DOOR HOOK 4 IN		20.00
2	STAINLESS STEEL PULL HANDLE		15.00
2	NEW STAINLESS STEEL DECK FILL DIESEL 2 IN		25.00

PAGE 2 OF 3

TAX	INCLUSIVE
FREIGHT	

DIRECT ALL INQUIRIES TO:
 Crystal Pier Tanzania
 712347115
 email: crystalpiertanzania@gmail.com

MAKE ALL CHECKS PAYABLE TO:
 Africa's Best Seafood
 Attn: Accounts Receivable
 480 Lawrence Ave West
 Toronto, Ontario, Canada M5M 1C4

CONTINUED

THANK YOU FOR YOUR BUSINESS!



Africa's Best Seafood

INVOICE

480 Lawrence Avenue
 Toronto, Ontario, Canada,
 M5M 10A

(647) 401-1431

SOLD TO:

Crystal Pier Tanzania
 P.O Box 54182 # 0684051744
 Keko Mwanga, Dar Es Salaam, Tanzania

INVOICE NUMBER 536524
 INVOICE DATE June 30 2013
 OUR ORDER NO. 726278
 YOUR ORDER NO. 1892727
 TERMS PP
 SALES REP FRANK MONDELLI
 SHIPPED VIA Air/DHL

SHIPPED TO:

Crystal Pier Tanzania
 P.O Box 54182 # 0684051744
 Keko Mwanga, Dar Es Salaam, Tanzania

PREPAID or COLLECT PREPAID

QUANTITY	DESCRIPTION	UNIT PRICE	AMOUNT
1	STAINLESS STEEL SPORT STEERING WHEEL WITH KNOB 13 IN		\$95.00
1 BOX	VARIOUS NUTS AND BOLTS		25.00
8	THREADED ROD 3FT		25.00
2	SCALES		200.00
3	CHECKER PLATE ALUMINUM SHEET 40 X 48		125.00
2	CHECKER PLATE ALUMINUM SHEET 20 X 48		100.00
PAGE 3 OF 3		SUBTOTAL	1,810.50
		TAX	INCLUSIVE
		FREIGHT	1,250.00
<p>DIRECT ALL INQUIRIES TO: Crystal Pier Tanzania 712347115 email: crystalpiertanzania@gmail.com</p>		<p>MAKE ALL CHECKS PAYABLE TO: Africa's Best Seafood Attn: Accounts Receivable 480 Lawrence Ave West Toronto, Ontario, Canada M5M 1C4</p>	<u>\$3,060.50</u>

THANK YOU FOR YOUR BUSINESS!



Schedule A

ITEM

QUANTITY

Steel Cradle with four arms each side

NO	ITEM	Quantity/Unit
1	#33 LEAD PIPE 2-90FT COILS	2 PCS
2	#420BK BRAIDED GANGIONS (2LB)	8PCS
3	5.0MM TRAWLINE (300FATH)	6PCS
4	#105/18 NSPUN PLOY TWINE	5PCS
5	#15 WHITE BRAIDED NYLON TWINE	5PCS
6	#350 DEEP SEA GIL NET FLOATS	300PCS
7	3/8IN SUPERDAN ROPE (LB)	1PCS
8	GILNET #14x5.5x25MDx100FT	10PCS
9	#21 BLACK BRAIDED NYLON TWINE	10PCS
10	1.25"x10 PLASTIC FLAT NEEDLE	10PCS
11	FLEX SQUID JUGGERS RED	30PCS
12	PLASTIC SQUID ROLLERS	2PCS
13	MUSTARD 11/0 E-Z BAITERS (100)	24BOXES
14	ECONOMY DUAL LEVER CONTROLS	1PCS
15	33C MORSE RED-JAKET CABLE 12"	1PCS
16	MORSE D/C SHUT DOWN CONTROL	1PCS
17	MORSE D/C CNTLO MOUNTING BRACKET	1PCS
18	33C MORSE RED-JAKET CABLE 10"	1PCS
19	CA-27024 UNIVERSAL CONCT KIT	1PCS
20	CA-28020 CLAMPS & SHIMS (33C)	1PCS
21	CA-3770 CELVIS KIT (33C)	2PCS
22	HEAVY DUTY S/S BUTT HINGE 2"	4PCS
23	S/S STRAP HINGE 5.3/4"	4PCS
24	BIG HY DUTY FOLDING FLUSH M HINGE	2PCS
25	S/S HASP	2PCS
26	S/S CABIN DOOR HOOKS 4"	3PCS
27	S/S PULL HANDLE	2PCS
28	NEW S/S DECK FILL DIESEL 2"	2PCS
29	S/S SPORT STEE/WHEEL WITH KNOB 13"	1PCS
30	VARIOUS NUTS & BOLTS	1BOX
31	THREADED ROD 3'	8PCS
32	SCALES	2PCS
33	CHECKER PLATE ALUMINUM SHT 40X48	3PCS
34	CHECKER PLATE ALUMINUM SHT 20X48	2PCS



LIST OF ITEMS FOR DUTY & VAT EXEMPTION

CRYSTAL PIER TANZANIA LTD

NO	ITEM NAME	UNIT MEASUREMENT	QTY	ITEM GROUP	ITEM PRICE	TIN	EXEMPTION REFERENCE NO:	EXEMPTION DATE
1	Eveporator		3	P & M	\$50,000.00	114-669-571		
2	Condensor		3	P & M	\$50,000.00	114-669-571		
3	Compressors		3	P & M	\$50,000.00	114-669-571		
4	Cold Room Eq.	2 sets	2	P & M	\$40,000.00	114-669-571		
5	Generator		2	P & M	\$110,000.00	114-669-571		
6	Reefer Trucks		3	Vehicle	\$150,000.00	114-669-571		
7	Trucks		2	Vehicle	\$100,000.00	114-669-571		
8	Cars		8	Vehicle	\$240,000.00	114-669-571		
9	Prefeb Warehouse		1	Building	\$350,000.00	114-669-571		
10	Water Chiling		1	P & M	\$15,000.00	114-669-571		
11	Flax Ice		1	P & M	\$35,000.00	114-669-571		
12	Reefer Container		3	Equipment	\$50,000.00	114-669-571		
13	Fork Lift		1	Equipment	\$15,000.00	114-669-571		
14	Blast Freezers	3 sets	3	P & M	\$500,000.00	114-669-571		
15	Fixtures		100	P & M	\$245,000.00	114-669-571		

Note ; Item Group is the classification of the item whether the item is plant & machinery, equipment, building materials, vehicle, furniture, hotel equipment, communication equipment etc

11
018

Crystal Pier Tanzania Ltd.

2174/206 Keko Mwanga, Dar Es Salaam
255 716 915 838

Immigrants
Plze Comps
Imm. Accountant
Plze dlw and
give feed back
to me
Phumbe
1471814 14/07/2014

RE: Over Charged for Class A Permit for Nazir Esmail

June 26 2014



To Whom it may concern:

Please note that on November 4th 2013, a payment was made on behalf of Nazir Esmail for a Class A permit, in which there was an error which resulted in \$500.00 was overpaid.

Please find attached a copy of the official receipt as well as the bank deposit slip.

I hope that this matter gets rectified immediately.

Thanking you in advance for your help



N Esmail

Unclaimed refund beyond three years will be forfeited



TANZANIA INVESTMENT CENTRE

Shaaban Robert Street, P.O. Box 938, Dar Es Salaam, Tel. +255 22 2116328-31, Fax: +255 22 2118253

RECEIPT REC013374

No.007329

Received from : CRYSTAL PIER TANZANIA LTD

Address Plot no.2170/206 Next to MSD, P. O. Box 19875 Keko Mwangi, Dar Es Salaam.

Received the sum of (In words): THREE THOUSAND THREE HUNDRED FIFTY-FIVE AND ZERO CENTS ONLY

Being payment in respect of: W/PERMIT FEE FOR NAZIR ESMAIL

Amount: USD 3,355.00

Cash / Cheque No: D/Deposit

Date: 04-Nov-2013

For Executive Director
Tanzania Investment Centre

Receiving Officer

TICC/PP.10/042140/10

12/07/2013

Commissioner for Customs & Excise,
Tanzania Revenue Authority,
P.O. Box 9053,
DAR ES SALAAM

Dear Sir,

**RE: DUTY/VAT REMISSIONS ON CAPITAL/ DEEMED CAPITAL
GOODS OF CERTIFICATE OF INCENTIVES NO: 042140**


M/S Crystal Pier Tanzania Limited is a TIC registered company with certificate of incentives **No. 042140** which is valid up to **November 2014**

The company has been registered with objectives of establishing sea food (fish and other sea products) processing factory.

Attached herewith please find a list of Capital/ Deemed Capital Goods for Duty/VAT remissions approval.

Yours sincerely

TANZANIA INVESTMENT CENTRE


N.A. Senzia

FOR: EXECUTIVE DIRECTOR



TANZANIA REVENUE AUTHORITY

TRA/CE/1.10/3C.

23rd FEBRUARY, 2012

The Managing Director,
M/S Cystal Pier Tanzania Ltd
P. O. Box 938,
DAR ES SALAAM.

**RE: DUTY/VAT EXEMPTION ON CAPITAL/DEEMED CAPITAL GOODS-
CERTIFICATE OF INCENTIVES NO.042140/6 OF 08.2.2012**

We are writing in response to your letter of 23.1.2012 and letter TICC/PP.10/042140/6 of 08.01.2012 from Tanzania Investment Centre regarding the captioned.

We hereby approve and submit **one-page list** of capital/deemed capital goods for facilitation of the project with the certificate of incentives mentioned above. It is a condition that locally manufactured items are to be purchased locally.

The approved goods will be subject to 0% import duty and VAT relief under the 3rd Schedule to the VAT Act, Cap 148; subject to completion of form VAT 224 duly approved by the Commissioner for Customs and Excise.

Sincerely yours,

Said Athumani

For: COMMISSIONER FOR CUSTOMS AND EXCISE

JCM/-

c.c. Manager - Tax exemptions

c.c. Regional Manager - ILALA

✓ c.c. Executive Director,
Tanzania Investment Centre,
P. O. Box 938,
Dar es Salaam

ISO 9001:2008 Certified

CUSTOMS & EXCISE DEPARTMENT

Sokoine Drive, P.O. Box 9053, Dar es Salaam, Tanzania


Tel: 255-22-2117765 or 255-22-2127783/4/6/8 Fax: 255-22-2138878/2135193

LIST OF ITEMS FOR DUTY & VAT EXEMPTION

CRYSTAL PIER TANZANIA LTD

NO	ITEM NAME	UNIT MEASUREMENT	QTY	ITEM GROUP	ITEM PRICE	TIN	EXEMPTION REFERENCE NO:	EXEMPTION DATE
1	Eveporator		3	P & M	\$50,000.00	114-669-571		
2	Condensor		3	P & M	\$50,000.00	114-669-571		
3	Compressors		3	P & M	\$50,000.00	114-669-571		
4	Cold Room Eq.	2 sets	2	P & M	\$40,000.00	114-669-571		
5	Generator		2	P & M	\$110,000.00	114-669-571		
6	Reefer Trucks		3	Vehicle	\$150,000.00	114-669-571		
7	Trucks		2	Vehicle	\$100,000.00	114-669-571		
8	Cars		8	Vehicle	\$240,000.00	114-669-571		
9	Prefeb Warehouse		1	Building	\$350,000.00	114-669-571		
10	Water Chiling		1	P & M	\$15,000.00	114-669-571		
11	Flax Ice		1	P & M	\$35,000.00	114-669-571		
12	Reefer Container		3	Equipment	\$50,000.00	114-669-571		
13	Fork Lift		1	Equipment	\$15,000.00	114-669-571		
14	Blast Freezers	3 sets	3	P & M	\$500,000.00	114-669-571		
15	Fixtures		100	P & M	\$245,000.00	114-669-571		

Note ; Item Group is the classification of the item whether the item is plant & machinery, equipment, building materials, vehicle, furniture, hotel equipment, communication equipment etc





TANZANIA REVENUE AUTHORITY

TRACE/1.10/3C.

23rd FEBRUARY, 2012

The Managing Director,
M/S Cystal Pier Tanzania Ltd
P. O. Box 938,
DAR ES SALAAM.

**RE: DUTY/VAT EXEMPTION ON CAPITAL/DEEMED CAPITAL GOODS-
CERTIFICATE OF INCENTIVES NO.042140/6 OF 08.2.2012**

We are writing in response to your letter of 23.1.2012 and letter TICC/PP.10/042140/6 of 08.01.2012 from Tanzania Investment Centre regarding the captioned.

We hereby approve and submit **one-page list** of capital/deemed capital goods for facilitation of the project with the certificate of incentives mentioned above. It is a condition that locally manufactured items are to be purchased locally.

The approved goods will be subject to 0% import duty and VAT relief under the 3rd Schedule to the VAT Act, Cap 148; subject to completion of form VAT 224 duly approved by the Commissioner for Customs and Excise.

Sincerely yours,

Said Athumani

For: COMMISSIONER FOR CUSTOMS AND EXCISE

JCM/-

c.c. Manager - Tax exemptions

c.c. Regional Manager - ILALA

✓ c.c. Executive Director,
Tanzania Investment Centre,
P. O. Box 938,
Dar es Salaam

ISO 9001:2008 Certified

CUSTOMS & EXCISE DEPARTMENT

Sokoine Drive, P.O. Box 9053, Dar es Salaam, Tanzania

Tel: 255-22-2117765 or 255-22-2127783/4/6/8 Fax: 255-22-2138878/2135193


LIST OF ITEMS FOR DUTY & VAT EXEMPTION

CRYSTAL PIER TANZANIA LTD

NO	ITEM NAME	UNIT MEASUREMENT	QTY	ITEM GROUP	ITEM PRICE	TIN	EXEMPTION REFERENCE NO:	EXEMPTION DATE
1	Eveporator		3	P & M	\$50,000.00	114-669-571		
2	Condensor		3	P & M	\$50,000.00	114-669-571		
3	Compressors		3	P & M	\$50,000.00	114-669-571		
4	Cold Room Eq.	2 sets	2	P & M	\$40,000.00	114-669-571		
5	Generator		2	P & M	\$110,000.00	114-669-571		
6	Reefer Trucks		3	Vehicle	\$150,000.00	114-669-571		
7	Trucks		2	Vehicle	\$100,000.00	114-669-571		
8	Cars ✕		8	Vehicle	\$240,000.00	114-669-571		
9	Prefeb Warehouse		1	Building	\$350,000.00	114-669-571		
10	Water Chiling		1	P & M	\$15,000.00	114-669-571		
11	Flax Ice		1	P & M	\$35,000.00	114-669-571		
12	Reefer Container		3	Equipment	\$50,000.00	114-669-571		
13	Fork Lift		1	Equipment	\$15,000.00	114-669-571		
14	Blast Freezers	3 sets	3	P & M	\$500,000.00	114-669-571		
15	Fixtures ✕ <i>specify</i>		100	P & M	\$245,000.00	114-669-571		

Note ; Item Group is the classification of the item whether the item is plant & machinery, equipment, building materials, vehicle, furniture, hotel equipment, communication equipment etc

Approved





TANZANIA REVENUE AUTHORITY

TRA/CE/1.10/3C.

23rd FEBRUARY, 2012

The Managing Director,
M/S Cystal Pier Tanzania Ltd
P. O. Box 938,
DAR ES SALAAM.

**RE: DUTY/VAT EXEMPTION ON CAPITAL/DEEMED CAPITAL GOODS-
CERTIFICATE OF INCENTIVES NO.042140/6 OF 08.2.2012**

We are writing in response to your letter of 23.1.2012 and letter TICC/PP.10/042140/6 of 08.01.2012 from Tanzania Investment Centre regarding the captioned.

We hereby approve and submit **one-page list** of capital/deemed capital goods for facilitation of the project with the certificate of incentives mentioned above. It is a condition that locally manufactured items are to be purchased locally.

The approved goods will be subject to 0% import duty and VAT relief under the 3rd Schedule to the VAT Act, Cap 148; subject to completion of form VAT 224 duly approved by the Commissioner for Customs and Excise.

Sincerely yours,

Said Athumani

For: COMMISSIONER FOR CUSTOMS AND EXCISE

JCM/-

c.c. Manager - Tax exemptions

c.c. Regional Manager - ILALA

✓ c.c. Executive Director,
Tanzania Investment Centre,
P. O. Box 938,
Dar es Salaam

ISO 9001:2008 Certified

CUSTOMS & EXCISE DEPARTMENT

Sokoine Drive, P.O. Box 9053, Dar es Salaam, Tanzania


Tel: 255-22-2117765 or 255-22-2127783/4/6/8 Fax: 255-22-2138878/2135193

LIST OF ITEMS FOR DUTY & VAT EXEMPTION

CRYSTAL PIER TANZANIA LTD

NO	ITEM NAME	UNIT MEASUREMENT	QTY	ITEM GROUP	ITEM PRICE	TIN	EXEMPTION REFERENCE NO:	EXEMPTION DATE
1	Eveporator		3	P & M	\$50,000.00	114-669-571		
2	Condensor		3	P & M	\$50,000.00	114-669-571		
3	Compressors		3	P & M	\$50,000.00	114-669-571		
4	Cold Room Eq.	2 sets	2	P & M	\$40,000.00	114-669-571		
5	Generator		2	P & M	\$110,000.00	114-669-571		
6	Reefer Trucks		3	Vehicle	\$150,000.00	114-669-571		
7	Trucks		2	Vehicle	\$100,000.00	114-669-571		
8	Cars		8	Vehicle	\$240,000.00	114-669-571		
9	Prefeb Warehouse		1	Building	\$350,000.00	114-669-571		
10	Water Chiling		1	P & M	\$15,000.00	114-669-571		
11	Flax Ice		1	P & M	\$35,000.00	114-669-571		
12	Reefer Container		3	Equipment	\$50,000.00	114-669-571		
13	Fork Lift		1	Equipment	\$15,000.00	114-669-571		
14	Blast Freezers	3 sets	3	P & M	\$500,000.00	114-669-571		
15	Fixtures		100	P & M	\$245,000.00	114-669-571		

Note ; Item Group is the classification of the item whether the item is plant & machinery, equipment, building materials, vehicle, furniture, hotel equipment, communication equipment etc



TANZANIA



Certificate of Incorporation

Section 15


No 85151

I HEREBY CERTIFY THAT

CRYSTAL PIER TANZANIA LIMITED

is this day incorporated under the Companies Act, 2002 and that the Company is Limited.

Given under my hand at Dar es salaam

this 16TH day of AUGUST**TWO THOUSAND AND ELEVEN.**
.....
Asst. Registrar of Companies

CTIN.: 1518323

ISO 9001:2008 Certified



TANZANIA REVENUE AUTHORITY

CERTIFICATE OF REGISTRATION

FOR

TAXPAYER IDENTIFICATION NUMBER (TIN)

(ISSUED UNDER SECTION 133 OF THE INCOME TAX ACT NO. 11 OF 2004)

THIS IS TO CERTIFY THAT

CRYSTAL PIER TANZANIA LIMITED

.....

has been registered with the Tanzania Revenue Authority and assigned the Taxpayer Identification Number

114-669-571

.....

with effect from 15-09-2011

.....


P. N. Kassera

OFFICIAL SEAL

COMMISSIONER FOR DOMESTIC REVENUE

NOTE: THE REQUIREMENTS UNDER WHICH THIS CERTIFICATE IS ISSUED ARE STATED OVERLEAF

LEASE AGREEMENT

BETWEEN

IDEAL CHICKS (T) LIMITED

AND

CRYSTAL PIER (T) LIMITED

Drawn By:

M. A. Ismail & Co.
Advocates,
Plot No. 31,
Off Ruhinda Street/Sea View Road,
P. O. Box 1553,
Dar es Salaam.

THE LAND REGISTRATION ACT (Cap. 334)

LEASE

This Lease Agreement made this8..... day of December 2011

BETWEEN

IDEAL CHICKS LIMITED of P.O. Box 54182, **Dar es Salaam** (hereinafter called "**The Lessor**") whichn expression shall, wehre the context so admits include nit seccors and assigns) of the one part.

AND

CRYSTAL PIER (T) LIMITED of P. O. Box 19875, **Dar es Salaam** (hereinafter called the "**Lesser**" which expression shall, where the context so admits, include its successors and assigns) of the other part.

WHEREAS the Lessor is the Owner of all that premises located at **Ploat No. 2174/206, Keko Mwanga, Dar es Salaam** (herein after referred to as "**demised premises**") and has athe right to let the demised premises.

AND WHEREAS the Lessoar is desirous nto of leasing the whole building of the premises to the Lesse on the terms and conditions as shown herein below.

1. NOW THEREFORE THIS AGREEMENT WITNESSED AS.

- (a) The Lessor shall grant the Lessee and the Lessee shall accept a lease of the demised premises for a term of twelve months commencing the 1st January, 2012 and ending on the 31st December, 2012 with Lessee's option to renew the same for a further period of four (4) year at a negotiable rent.
- (b) The rent payable is U\$\$ 2000.00 (United States Dollar Two Thousand) (exclusive of all taxes) payable in advance for the period hereby created as per clause 1. 3.

(c) The reserved total RENT of USD 24,000.00 only shall be paid as follows:

(i) USD 12,000 shall be paid upon execution of this lease agreement.

(ii) USD 12,000 shall be paid to the Lessor within sixty (60) days from the date of execution hereof.

2. HEREWITH THE TENANT AGREES AS FOLLOWS:

- (a) To pay the rent on time and in the manner aforesaid.
- (b) To pay all charges for power, water and any other utility charges which may be incurred during the period of tenancy.
- (c) At all times to keep the said premises including electrical appliances, air conditioners, fittings, paint work, fixtures, doors, windows, electrical wires, garden and all other conveniences belonging thereto in good working condition throughout the said term, and to replace any of the above mentioned items should they become beyond repair.
- (d) Not to make any structural alterations to the premises without first obtaining a written consent from the landlord.
- (e) To report immediately in writing to the landlord any structural defect or other problem which may develop on/in the premises.
- (f) Not do to or allow to be done on the premises any act or thing, which may be illegal or cause, damages, annoyance, and/or injury to the neighbours, landlord or other tenants and visitors.
- (g) To permit the landlord to enter the premises upon appointment and at all reasonable hours in the day time for the purposes of viewing the condition thereof and in the case of emergencies.
- (h) At the end of the Contract or sooner Termination of the Tenancy to hand over the said premises to the landlord complete with all locks and keys and in good condition, fair wear and tear being accepted.
- (i) To use the premises for commercial purposes only.



3. HEREWITH THE LANDLORD AGREES AS FOLLOWS:

- (a) To keep common parts and common installations and facilities including common passage and walk ways in proper state of repair; and.
- (b) To permit the Lessee so long as it pays the rents hereinbefore reserved and performing and observing the several covenants and conditions contained or implied in this agreement and on its part to be performed and observed, to peaceably and quietly enjoy the leased premises during the term hereby granted without any interruption or disturbances from or by the Lessor or any person or persons lawfully claiming under or in trust for the Lessor.
- (c) The Lessor must ensure that Blast Freezer and Cold room are in working condition.
- (d) The Lessor should also make available a standby generator with capacity to run all equipments in the demised premises for the whole duration of the lease agreement.
- (e) The Lessor shall provide, in the demised premises a 2 x 20 feet reefer container for the purposes of facilitating Lessee's business.
- (f) The Lessor shall be responsible to provide spare parts for repairs of Blast Freezer cold room and the generator at his own costs soon after being given notice of any defect in the said equipments. The Lessee shall pay for repairs (labour charges)
- (g) The Lessor shall pay all outstanding bills regarding the demised premises as of 1st January, 2012.

4. DECLARATION OF THE LESSOR AND LESSEE

PROVIDED ALWAYS and it is hereby expressly agreed and declared that:-

- (a) If the rent hereinbefore reserved or any part thereof shall at anytime be in arrears and unpaid for thirty (30) days after the same shall have become due (whether legally demanded or not) or if the Lessee shall at any time fail or neglect to perform or observe any of the covenants or agreements herein contained and on the Lessee's part to be performed and observed then and in any such case it shall be lawful for the Lessor or any person or

persons duly authorized by the Lessor in the behalf to give written notice despatched and to the Lessor under Section 104 of the Land Act of his intention to terminate the Lease if the breach is not remedied within a period of thirty (30) days from the date of service of the notice.

- (b) If either party shall be desirous of extending the Lease terms after the expiration of the term hereby granted shall, one (1) month prior to the expiry of the one (1) year term signify such desire by written notice to the other party and upon mutual agreement between the Lessor and Lessor the terms hereby created shall be extended and renewed on the same terms and conditions to be agreed upon, save for rent which shall remain unchanged.
- (c) Notwithstanding anything to the contrary herein contained the provisios of this Agreement may be modified by an addendum setting out the modifications mutually agreed between the parties hereto which shall be duly signed by the parties herein and such addendum shall be construed as part of this agreement.
- (d) This Lease shall be governed and constructed in accordance with the laws of Tanzania.

IN WITNESS WHEREOF the parties hereto have executed these presents on the day and in the year and in the manner hereinafter appearing.

SIGNED AND DELIVERED by the said)
MOHAMED H. MANSOOR for and on)
behalf of **IDEAL CHICKS (T) LIMITED**)
who is identified to me by)
the latter being known to me personally in my)
presence this day of, 2011.)



SIGNATURE

POSTAL ADDRESS

QUALIFICATION

SIGNED AND DELIVERED by the said)
NAZIR ESMAIL (A Director and CEO of the Lessor)
for and on behalf of **CRYSTAL PIER (T) LIMITED**)
who is identified to me by *Mohamed Ismail*)
the latter being known to me personally in my)
presence this *8th* day of *December*, 2011.)



SIGNATURE *[Signature]*
POSTAL ADDRESS
.....
QUALIFICATION



Drawn by: -

M.A. Ismail & Co.
Advocates
Plot No. 31
Off Ruhinda Street/Sea View Road
P.O. Box 1553
Dar es Salaam

[Handwritten signature]

[Handwritten signature]

CRYSTAL PIER TANZANIA LTD

P. O. BOX 19875
Dar-Es-Salaam,
TEL: +255 689 554003
+255 68-955-4003

199 Eagle Street
Newmarket Ont.
Canada L3Y 1J8
1-905-967-0937

1 Romina Drive
Concord Ont.
Canada M4H 1L3
1-647-401-1431

Executive Summary

Currently Crystal Pier Tanzania has signed a five year lease to rent the Processing Plant at KEKO MWANGA; however we have taken over the Processing Plant from Asmara Trading Company Ltd in June of this year in order to upgrade the facility to international standard.

We requested Ministry of Livestock Development And Fisheries to assist us in evaluating the plant. On June 20, a team from Fisheries visited the plant for a assessment. We received compliance letter on June 30 2011. (copy attach). We have spent \$50,000.00 to renovate the plant and upgrade the facility in order to comply with the regulations set by Fisheries Tanzania and surpass the international standards.

On July 21 2011, Ministry of Livestock Development and Fisheries granted Asmara Trading Company Ltd name and Licence which is expiring on December 31st 2011.

We have submitted to Ministry of Livestock Development and Fisheries request to renew and issue new Processing and Export Licence as of January 1 2012 to Crystal Pier Tanzania Limited (see copy attached)

1.1 Objectives

- Establish Crystal Pier Tanzania Limited as the leader in exporting seafood from Tanzania.
- Increase the amount of Countries that Crystal Pier Tanzania Limited currently exports to.
- Establish a presence and appreciation for Tanzanian Seafood worldwide.

1.2 Mission

The mission of Crystal Pier Tanzania Limited is to introduce its customers to the best and highest quality Tanzanian seafood.

1.3 Keys to Success

- Superior products will promote customer loyalty.
- A factory that will allow us to process our seafood.
- Good Quality product that will create customer loyalty.

Company Summary

Crystal Pier Tanzania Limited will be primarily an exporter of Tanzanian Seafood worldwide.

Nazir Esmail, owner of Crystal Pier Tanzania Limited, has utilized his wholesale background, his experience in the export industry, and his contacts with the area's fishermen to build a loyal customer base.

2.1 Company Ownership

Nazir Esmail : 85%

Rashid Abdul Jumbe : 10%

Salim A. Salim : 5%

2.2 Company History

Nazir Esmail started Crystal Pier Tanzania Limited in response to the dramatic growth of Seafood sales in Canada.

2.3 Company Locations and Facilities

Crystal Pier Tanzania Limited is located in Keko Mwanga, Dar Es Salaam, Tanzania. The facility will be a gated compound which is close to Dar Es Salaam port enabling easy logistical transfer of containers to the shipping vessels.

Products

Crystal Pier Tanzania Limited will provide various seafood products for export to Canada.

Crystal Pier Tanzania Limited will specialize in the following products:

- Shrimp
- Octopus
- Lobster Tail
- Squid
- Crab

Market Analysis Summary

Canada has a population of over Thirty Million residents and receives thousands of tourists each year. The overall population of the western world is becoming more health conscious, thus diverting from traditional unhealthy meats such as Beef and Pork. Therefore, seafood has become the new food of choice for Canadians.

Furthermore, due to cold climatic conditions in Canada, the country is forced to rely on seafood importation in order to satisfy the demand for its population.

4.1 Market Segmentation

Crystal Pier Tanzania Limited is focused on two customer groups:

- Seafood Importers and Wholesalers
- Seafood Distributors

Strategy and Implementation Summary

Crystal Pier Tanzania Limited will be selling to Seafood Importers in Canada and will try to establish a presence in the US, and European markets collaboratively.

5.1 Competitive Edge

The competitive edge of Crystal Pier Tanzania Limited is the market's commitment of quality and the great prices. The market's location also assures excellent product quantity and quality.

5.2 Sales Strategy

Crystal Pier Tanzania Limited has an agreement in place with Canadian Seafood Imports which guarantees the sale of all processed product to this company.

Management Summary

Prior to beginning Crystal Pier Tanzania Limited, Nazir Owned a commodity trading company which specialized in food items. The company is still in existence predominately conducting business with South America, Middle East and Africa. His strength has always been his ability to analyze market trends.

6.1 Personnel Plan

The personnel for Crystal Pier Tanzania Limited are as follows:

- Quality Control Manager
- Assistant Quality Control Manager
- Plant Manager
- Production Procurement Manager
- Office Manager
- Human Resources.

**CRYSTAL PIER
TANZANIA LIMITED
PROJECTED
FINANCIAL
STATEMENTS
FOR
YEAR 2011
TO
2015**

Crystal Pier (T) Ltd.
Projected Statement of Cash Flows
For Year One
(Unaudited)

Month	2011											
	Jan \$	Feb \$	Mar \$	Apr \$	May \$	Jun \$	Jul \$	Aug \$	Sep \$	Oct \$	Nov \$	Dec \$
Operating Activities												
Net income (loss) for the period	(173)	(242)	(348)	(7,218)	(4,313)	(8,463)	(17,302)	852	1,063	11,941	11,111	11,111
Add: items not affecting cash												
Depreciation and amortization	208	292	417	417	417	417	667	833	833	833	833	833
	35	50	71	(6,801)	(3,896)	(8,046)	(16,636)	1,686	1,897	12,775	11,945	11,945
Accounts Receivable	-	-	-	(3,000)	(3,500)	-	6,500	(83,379)	(12,745)	(46,037)	150	150
Inventory	(15,000)	-	-	-	1	-	1	(88)	(101)	(150)	(150)	(150)
Prepaid Expenses	-	-	-	-	-	-	-	1	-	-	-	-
Accounts Payable	-	-	7,000	-	-	-	-	2,926	450	1,619	-	-
Shareholder Loans	88,000	-	-	-	-	-	55,000	100,000	-	50,000	-	-
Income Taxes Payable	(35)	(50)	(71)	(1,478)	(883)	(1,733)	(3,544)	175	218	2,446	2,276	2,276
Net change in non-cash working capital	72,965	(50)	6,929	(4,478)	(4,382)	(1,733)	57,957	19,634	(12,178)	7,878	2,276	2,276
Cash (applied) provided by operating activities	73,000	-	7,000	(11,280)	(8,279)	(9,780)	41,321	21,320	(10,282)	20,653	14,220	14,220
Financing Activities												
Working Capital requirement	100	-	-	-	-	-	-	-	-	-	-	-
Increase in long-term debt	-	-	-	-	-	-	-	-	-	-	-	-
Repayment of long-term debt	-	-	-	-	-	-	-	-	-	-	-	-
Cash (applied) provided by financing activities	100	-	-	-	-	-	-	-	-	-	-	-
Investing Activities												
Purchase of Leaseholds	-	-	-	-	-	-	-	-	-	-	-	-
Purchase of capital assets	25,000	10,000	15,000	-	-	-	30,000	20,000	-	-	-	-
Addition to capital assets - installation costs	-	-	-	-	-	-	-	-	-	-	-	-
Cash (applied) provided by investing activities	25,000	10,000	15,000	-	-	-	30,000	20,000	-	-	-	-
Increase (decrease) in cash	48,100	(10,000)	(8,000)	(11,280)	(8,799)	(9,780)	11,321	1,320	(10,282)	20,653	14,220	14,220
Cash Balance, beginning of period	-	48,100	38,100	30,100	18,100	10,542	762	12,083	13,404	3,122	23,775	37,995
Cash Balance, end of period	48,100	38,100	30,100	18,820	10,2	762	12,083	13,404	3,122	23,775	37,995	52,215

Crystal Pier (7) Ltk
Coast Forecast

Octopus (Tonnes)
Octopus @ \$3.33/kg

		2011												Total
		Jan	Feb	Mar	Apr	May	Jun	Jul	Aug	Sep	Oct	Nov	Dec	
		0	0	0	0	0	0	17,572	20,277	30,000	30,000	30,000	30,000	425,736
								58,515	67,521	99,900	99,900	99,900	99,900	0
								58,515	67,521	99,900	99,900	99,900	99,900	0
								58,515	67,521	99,900	99,900	99,900	99,900	425,736

		2012												Total
		Jan	Feb	Mar	Apr	May	Jun	Jul	Aug	Sep	Oct	Nov	Dec	
Octopus (Tonnes)		30,000	30,000	30,000	40,000	40,000	40,000	40,000	40,000	50,000	50,000	50,000	50,000	1,598,400
Octopus @ \$3.33/kg		99,900	99,900	99,900	133,200	133,200	133,200	133,200	133,200	166,500	166,500	166,500	166,500	0
														0
														0
		99,900	99,900	99,900	133,200	133,200	133,200	133,200	133,200	166,500	166,500	166,500	166,500	1,598,400

Crystal Pier (T) Ltd.
Projected Statement of Cash Flows
For Year Two

(Unaudited)

Month	2012											
	Jan	Feb	Mar	Apr	May	Jun	Jul	Aug	Sep	Oct	Nov	Dec
	\$	\$	\$	\$	\$	\$	\$	\$	\$	\$	\$	\$
Operating Activities												
Net income (loss) for the period	(2,432)	(4,507)	(6,582)	5,246	5,246	5,246	5,246	5,246	5,246	17,073	17,073	17,073
Add: items not affecting cash												
Depreciation and amortization	4,000	6,500	9,000	9,000	9,000	9,000	9,000	9,000	9,000	9,000	9,000	9,000
	1,568	1,993	2,418	14,246	14,246	14,246	14,246	14,246	14,246	26,073	26,073	26,073
Accounts Receivable	150	150	150	(47,300)	200	200	200	200	200	(47,250)	250	250
Inventory	(150)	(150)	(150)	(200)	(200)	(200)	(200)	(200)	(200)	(250)	(250)	(250)
Prepaid Expenses	-	-	-	-	-	-	-	-	-	-	-	-
Accounts Payable	-	-	-	1,665	-	-	-	-	-	1,665	-	-
Shareholder Loans	350,000	300,000	300,000	50,000	-	-	-	-	-	-	-	-
Income Taxes Payable	(93)	(923)	(1,348)	1,074	1,074	1,074	1,074	1,074	1,074	3,497	3,497	3,497
Net change in non-cash working capital	349,907	299,077	298,652	5,239	1,074	1,074	1,074	1,074	1,074	(42,338)	3,497	3,497
Cash (applied) provided by operating activities	351,475	301,070	301,070	19,485	15,320	15,320	15,320	15,320	15,320	(16,265)	29,570	29,570
Financing Activities												
BDC refinancing	-	-	-	-	-	-	-	-	-	-	-	-
Increase in long-term debt	-	-	-	-	-	-	-	-	-	-	-	-
Repayment of long-term debt	-	-	-	-	-	-	-	-	-	-	-	-
Cash (applied) provided by financing activities	-	-	-	-	-	-	-	-	-	-	-	-
Investing Activities												
Purchase of Leaseholds	-	-	-	-	-	-	-	-	-	-	-	-
Purchase of capital assets	380,000	300,000	300,000	-	-	-	-	-	-	-	-	-
Addition to capital assets - installation costs	-	-	-	-	-	-	-	-	-	-	-	-
Cash (applied) provided by investing activities	380,000	300,000	300,000	-	-	-	-	-	-	-	-	-
Increase (decrease) in cash	(28,525)	1,070	1,070	19,485	15,320	15,320	15,320	15,320	15,320	(16,265)	29,570	29,570
Cash Balance, beginning of period	52,215	23,691	24,761	25,831	45,317	60,637	75,957	91,278	106,598	121,918	105,654	135,224
Cash Balance, end of period	23,691	24,761	25,831	45,317	60,637	75,957	91,278	106,598	121,918	105,654	135,224	164,794

Crystal Pier (T) Ltd.
Sales Forecast

	2011												Total
	Jan	Feb	Mar	Apr	May	Jun	Jul	Aug	Sep	Oct	Nov	Dec	
Octopus (Tonnes)								17,572	20,277	30,000	30,000	30,000	
Octopus @ \$4.75/kg								83,467	96,313	142,500	142,500	142,500	607,280
Other				3,000	6,500	6,500							16,000
													0
													0
													0
													0
													0
				3,000	6,500	6,500	-	83,467	96,313	142,500	142,500	142,500	623,280

0
Sales Forecast

	2012												Total
	Jan	Feb	Mar	Apr	May	Jun	Jul	Aug	Sep	Oct	Nov	Dec	
Octopus (Tonnes)	30,000	30,000	30,000	40,000	40,000	40,000	40,000	40,000	40,000	50,000	50,000	50,000	
Octopus @ \$4.75/kg	142,500	142,500	142,500	190,000	190,000	190,000	190,000	190,000	190,000	237,500	237,500	237,500	2,280,000
Other													0
													0
													0
													0
													0
	142,500	142,500	142,500	190,000	190,000	190,000	190,000	190,000	190,000	237,500	237,500	237,500	2,280,000

Crystal Pier (T) Ltd.
Projected Statement of Income and Expenses
For Year Two

(Unaudited)

Month	2012												Total	
	Jan	Feb	Mar	Apr	May	Jun	Jul	Aug	Sep	Oct	Nov	Dec		
	\$	\$	\$	\$	\$	\$	\$	\$	\$	\$	\$	\$	\$	
SALES	\$142,500	\$142,500	\$142,500	\$190,000	\$190,000	\$190,000	\$190,000	\$190,000	\$190,000	\$190,000	\$237,500	\$237,500	\$237,500	\$2,280,000
Less: Discount	-	-	-	-	-	-	-	-	-	-	-	-	-	0
	142,500	142,500	142,500	190,000	190,000	190,000	190,000	190,000	190,000	190,000	237,500	237,500	237,500	2,280,000
COST OF SALES														
Direct Labour	0	0	0	0	0	0	0	0	0	0	0	0	0	0
Inventory, beginning	639	789	939	1,089	1,289	1,489	1,689	1,889	2,089	2,289	2,539	2,789	2,789	639
Purchases	99,900	99,900	99,900	133,200	133,200	133,200	133,200	133,200	133,200	133,200	166,500	166,500	166,500	1,598,400
Inventory, ending	789	939	1,089	1,289	1,489	1,689	1,889	2,089	2,289	2,539	2,789	2,789	3,039	3,039
	99,750	99,750	99,750	133,000	133,000	133,000	133,000	133,000	133,000	133,000	166,250	166,250	166,250	1,596,000
GROSS MARGIN	42,750	42,750	42,750	57,000	57,000	57,000	57,000	57,000	57,000	57,000	71,250	71,250	71,250	684,000
	30.00%	30.00%	30.00%	30.00%	30.00%	30.00%	30.00%	30.00%	30.00%	30.00%	30.00%	30.00%	30.00%	30.00%
OPERATING EXPENSES														
Hydro	3,000	3,000	3,000	3,000	3,000	3,000	3,000	3,000	3,000	3,000	3,000	3,000	3,000	36,000
Diesel	1,500	1,500	1,500	1,500	1,500	1,500	1,500	1,500	1,500	1,500	1,500	1,500	1,500	18,000
Company Insurance	200	200	200	200	200	200	200	200	200	200	200	200	200	2,400
Cargo Insurance	400	400	400	400	400	400	400	400	400	400	400	400	400	4,800
Car Insurance	180	180	180	180	180	180	180	180	180	180	180	180	180	2,160
Internet	50	50	50	50	50	50	50	50	50	50	50	50	50	600
Bank Fees	100	100	100	100	100	100	100	100	100	100	100	100	100	1,200
Security	1,000	1,000	1,000	1,000	1,000	1,000	1,000	1,000	1,000	1,000	1,000	1,000	1,000	12,000
Rent	4,000	4,000	4,000	4,000	4,000	4,000	4,000	4,000	4,000	4,000	4,000	4,000	4,000	48,000
Ice	1,000	1,000	1,000	1,000	1,000	1,000	1,000	1,000	1,000	1,000	1,000	1,000	1,000	12,000
Employee Wages	3,000	3,000	3,000	3,000	3,000	3,000	3,000	3,000	3,000	3,000	3,000	3,000	3,000	36,000
Misc. Payments	400	400	400	400	400	400	400	400	400	400	400	400	400	4,800
Truck - Lease	1,500	1,500	1,500	1,500	1,500	1,500	1,500	1,500	1,500	1,500	1,500	1,500	1,500	18,000
Transportation	500	500	500	500	500	500	500	500	500	500	500	500	500	6,000
Hotel & Housing	5,000	5,000	5,000	5,000	5,000	5,000	5,000	5,000	5,000	5,000	5,000	5,000	5,000	60,000
Management - Rashid	2,000	2,000	2,000	2,000	2,000	2,000	2,000	2,000	2,000	2,000	2,000	2,000	2,000	24,000
Management - Salim	2,000	2,000	2,000	2,000	2,000	2,000	2,000	2,000	2,000	2,000	2,000	2,000	2,000	24,000
Management - John Prosper	750	750	750	750	750	750	750	750	750	750	750	750	750	9,000
Management - Samuel	600	600	600	600	600	600	600	600	600	600	600	600	600	7,200
Management - John Engineer	1,000	1,000	1,000	1,000	1,000	1,000	1,000	1,000	1,000	1,000	1,000	1,000	1,000	12,000
Management - Msume	1,500	1,500	1,500	1,500	1,500	1,500	1,500	1,500	1,500	1,500	1,500	1,500	1,500	18,000
Exec Management - Nazir	5,000	5,000	5,000	5,000	5,000	5,000	5,000	5,000	5,000	5,000	5,000	5,000	5,000	60,000
Exec Management - Navroz	5,000	5,000	5,000	5,000	5,000	5,000	5,000	5,000	5,000	5,000	5,000	5,000	5,000	60,000
Travel Expenses	2,000	2,000	2,000	2,000	2,000	2,000	2,000	2,000	2,000	2,000	2,000	2,000	2,000	24,000
	41,680	41,680	41,680	41,680	41,680	41,680	41,680	41,680	41,680	41,680	41,680	41,680	41,680	500,156
EARNINGS BEFORE INCOME														
TAXES AND DEPRECIATION (EBITDA)	1,070	1,070	1,070	15,320	15,320	15,320	15,320	15,320	15,320	15,320	29,570	29,570	29,570	183,844
Interest	-	-	-	-	-	-	-	-	-	-	-	-	-	-
Depreciation and amortization	4,000	6,500	9,000	9,000	9,000	9,000	9,000	9,000	9,000	9,000	9,000	9,000	9,000	100,500
EARNINGS (LOSS) BEFORE INCOME														
TAXES (EBIT)	(2,930)	(5,430)	(7,930)	6,320	6,320	6,320	6,320	6,320	6,320	6,320	20,570	20,570	20,570	83,344
INCOME TAXES (REFUND)	(498)	(923)	(1,348)	1,074	1,074	1,074	1,074	1,074	1,074	1,074	3,497	3,497	3,497	14,168
NET EARNINGS OR (LOSS)	(2,432)	(4,507)	(6,582)	5,246	5,246	5,246	5,246	5,246	5,246	5,246	17,073	17,073	17,073	69,176
RETAINED EARNINGS (DEFICIT), beginning	(1,978)	(4,409)	(8,916)	(15,498)	(10,252)	(5,006)	240	5,486	10,732	15,978	33,051	50,124	67,198	(1,978)
RETAINED EARNINGS (DEFICIT), ending	(4,409)	(8,916)	(15,498)	(10,252)	(5,006)	240	5,486	10,732	15,978	33,051	50,124	67,198	67,198	67,198

Crystal Pier (T) Ltd.
Projected Balance Sheet
End of Year Two
(Unaudited)

Month	2012											
	Jan	Feb	Mar	Apr	May	Jun	Jul	Aug	Sep	Oct	Nov	Dec
ASSETS												
Current Assets												
	\$	\$	\$	\$	\$	\$	\$	\$	\$	\$	\$	\$
Cash & Short term investment	23,688	24,758	25,828	45,314	60,634	75,954	91,275	106,595	121,915	105,651	135,221	164,791
Accounts Receivable	141,711	141,561	141,411	188,711	188,511	188,311	188,111	187,911	187,711	234,961	234,711	234,461
Inventory	789	939	1,089	1,289	1,489	1,689	1,889	2,089	2,289	2,539	2,789	3,039
Prepaid Expenses	15,000	15,000	15,000	15,000	15,000	15,000	15,000	15,000	15,000	15,000	15,000	15,000
	181,188	182,258	183,328	250,314	265,634	280,954	296,275	311,595	326,915	358,151	387,721	417,291
Capital Assets												
Capital Assets	480,000	780,000	1,080,000	1,080,000	1,080,000	1,080,000	1,080,000	1,080,000	1,080,000	1,080,000	1,080,000	1,080,000
Accumulated Depreciation	11,000	17,500	26,500	35,500	44,500	53,500	62,500	71,500	80,500	89,500	98,500	107,500
	469,000	762,500	1,053,500	1,044,500	1,035,500	1,026,500	1,017,500	1,008,500	999,500	990,500	981,500	972,500
TOTAL ASSETS	650,188	944,758	1,236,828	1,294,814	1,301,134	1,307,454	1,313,775	1,320,095	1,326,415	1,348,651	1,369,221	1,389,791
LIABILITIES												
Current Liabilities												
Bank line of credit	-	-	-	-	-	-	-	-	-	-	-	-
Accounts Payable	4,995	4,995	4,995	6,660	6,660	6,660	6,660	6,660	6,660	8,325	8,325	8,325
Income taxes payable	(498)	(1,421)	(2,769)	(1,695)	(620)	454	1,529	2,603	3,678	7,175	10,672	14,168
Current portion - Long-Term Debt	0	0	0	0	0	0	0	0	0	0	0	0
	4,497	3,574	2,226	4,965	6,040	7,114	8,189	9,263	10,338	15,500	18,997	22,493
Shareholders' Advances	650,000	950,000	1,250,000	1,300,000	1,300,000	1,300,000	1,300,000	1,300,000	1,300,000	1,300,000	1,300,000	1,300,000
Long Term Debt	0	0	0	0	0	0	0	0	0	0	0	0
	654,497	953,574	1,252,226	1,304,965	1,306,040	1,307,114	1,308,189	1,309,263	1,310,338	1,315,500	1,318,997	1,322,493
EQUITY												
Paid in Capital	100	100	100	100	100	100	100	100	100	100	100	100
Retained Earning (Deficit)	(4,409)	(8,916)	(15,498)	(10,252)	(5,006)	240	5,486	10,732	15,978	33,051	50,124	67,198
	(4,309)	(8,816)	(15,398)	(10,152)	(4,906)	340	5,586	10,832	16,078	33,151	50,224	67,298
TOTAL LIABILITIES AND EQUITY	650,188	944,758	1,236,828	1,294,814	1,301,134	1,307,454	1,313,775	1,320,095	1,326,415	1,348,651	1,369,221	1,389,791

Crystal Pier (T) Ltd.
Projected Statement of Cash Flows
For Year Three

(Unaudited)

Month	2013											
	Jan	Feb	Mar	Apr	May	Jun	Jul	Aug	Sep	Oct	Nov	Dec
	\$	\$	\$	\$	\$	\$	\$	\$	\$	\$	\$	\$
Operating Activities												
Net income (loss) for the period	1,179	1,179	1,179	1,179	1,179	1,179	1,179	1,179	13,006	13,006	13,006	1,179
Add: items not affecting cash												
Depreciation and amortization	9,000	9,000	9,000	9,000	9,000	9,000	9,000	9,000	9,000	9,000	9,000	9,000
	10,179	10,179	10,179	10,179	10,179	10,179	10,179	10,179	22,006	22,006	22,006	10,179
Accounts Receivable	250	250	250	250	250	250	250	250	(47,200)	300	300	47,750
Inventory	(250)	(250)	(250)	(250)	(250)	(250)	(250)	(250)	(300)	(300)	(300)	(250)
Prepaid Expenses	-	-	-	-	1	-	1	1	-	-	-	-
Accounts Payable	-	-	-	-	-	-	-	-	1,665	-	-	(1,665)
Shareholder Loans	-	-	-	-	-	-	-	-	-	-	-	-
Income Taxes Payable	(13,927)	241	241	241	241	241	241	241	2,664	2,664	2,664	241
Net change in non-cash working capital	(13,927)	241	241	241	242	241	242	242	(43,171)	2,664	2,664	46,076
Cash (applied) provided by operating activities	(3,748)	10,420	10,420	10,420	10,421	10,420	10,421	10,421	(21,165)	24,670	24,670	56,255
Financing Activities												
Working Capital requirement	-	-	-	-	-	-	-	-	-	-	-	-
Increase in long-term debt	-	-	-	-	-	-	-	-	-	-	-	-
Repayment of long-term debt	-	-	-	-	-	-	-	-	-	-	-	-
Cash (applied) provided by financing activities	-	-	-	-	-	-	-	-	-	-	-	-
Investing Activities												
Purchase of Leaseholds	-	-	-	-	-	-	-	-	-	-	-	-
Purchase of capital assets	-	-	-	-	-	-	-	-	-	-	-	-
Addition to capital assets - installation costs	-	-	-	-	-	-	-	-	-	-	-	-
Cash (applied) provided by investing activities	-	-	-	-	-	-	-	-	-	-	-	-
Increase (decrease) in cash	(3,748)	10,420	10,420	10,420	10,421	10,420	10,421	10,421	(21,165)	24,670	24,670	56,255
<i>Cash Balance, beginning of period</i>	164,791	161,043	171,464	181,884	192,304	202,726	213,146	223,567	233,989	212,824	237,494	262,165
Cash Balance, end of period	161,043	171,464	181,884	192,304	202,726	213,146	223,567	233,989	212,824	237,494	262,165	318,420

Crystal Pier (T) Ltd.
Sales Forecast

	2013												Total
	Jan	Feb	Mar	Apr	May	Jun	Jul	Aug	Sep	Oct	Nov	Dec	
Octopus (Tonnes)	50,000	50,000	50,000	50,000	50,000	50,000	50,000	50,000	60,000	60,000	60,000	50,000	
Octopus @ \$4.75/kg	237,500	237,500	237,500	237,500	237,500	237,500	237,500	237,500	285,000	285,000	285,000	237,500	2,992,500
Other													0
													0
													0
													0
													0
	237,500	237,500	237,500	237,500	237,500	237,500	237,500	237,500	285,000	285,000	285,000	237,500	2,992,500

0
Sales Forecast

	2014												Total
	Jan	Feb	Mar	Apr	May	Jun	Jul	Aug	Sep	Oct	Nov	Dec	
Octopus (Tonnes)	60,000	60,000	60,000	60,000	60,000	60,000	60,000	60,000	60,000	60,000	60,000	50,000	
Octopus @ \$4.75/kg	285,000	285,000	285,000	285,000	285,000	285,000	285,000	285,000	285,000	285,000	285,000	237,500	3,372,500
Other													0
													0
													0
													0
	285,000	285,000	285,000	285,000	285,000	285,000	285,000	285,000	285,000	285,000	285,000	237,500	3,372,500

Crystal Pier (T) Ltd.
Projected Statement of Income and Expenses
For Year Three
(Unaudited)

Month	2013												Total	
	Jan	Feb	Mar	Apr	May	Jun	Jul	Aug	Sep	Oct	Nov	Dec		
	\$	\$	\$	\$	\$	\$	\$	\$	\$	\$	\$	\$	\$	\$
SALES	\$237,500	\$237,500	\$237,500	\$237,500	\$237,500	\$237,500	\$237,500	\$237,500	\$237,500	\$285,000	\$285,000	\$285,000	\$237,500	\$2,992,500
Less Discounts	-	-	-	-	-	-	-	-	-	-	-	-	-	0
	237,500	237,500	237,500	237,500	237,500	237,500	237,500	237,500	237,500	285,000	285,000	285,000	237,500	2,992,500
COST OF SALES														
Inventory, beginning	3,039	3,289	3,539	3,789	4,039	4,289	4,539	4,789	5,039	5,339	5,639	5,939	6,189	3,039
Purchases	166,500	166,500	166,500	166,500	166,500	166,500	166,500	166,500	199,800	199,800	199,800	199,800	166,500	2,097,900
Inventory, ending	3,289	3,539	3,789	4,039	4,289	4,539	4,789	5,039	5,339	5,639	5,939	6,189	6,189	6,189
	166,250	166,250	166,250	166,250	166,250	166,250	166,250	166,250	199,500	199,500	199,500	199,500	166,250	2,094,750
GROSS MARGIN	71,250	71,250	71,250	71,250	71,250	71,250	71,250	71,250	85,500	85,500	85,500	71,250	897,750	
	0.00%	0.00%	0.00%	30.00%	30.00%	30.00%	0.00%	30.00%	30.00%	30.00%	30.00%	30.00%	30.00%	30.00%
OPERATING EXPENSES														
Hydro	3,000	3,000	3,000	3,000	3,000	3,000	3,000	3,000	3,000	3,000	3,000	3,000	3,000	36,000
Diesel	1,500	1,500	1,500	1,500	1,500	1,500	1,500	1,500	1,500	1,500	1,500	1,500	1,500	18,000
Company Insurance	200	200	200	200	200	200	200	200	200	200	200	200	200	2,400
Cargo Insurance	400	400	400	400	400	400	400	400	400	400	400	400	400	4,800
Car Insurance	180	180	180	180	180	180	180	180	180	180	180	180	180	2,160
Internet	50	50	50	50	50	50	50	50	50	50	50	50	50	600
Bank Fees	100	100	100	100	100	100	100	100	100	100	100	100	100	1,200
Security	1,000	1,000	1,000	1,000	1,000	1,000	1,000	1,000	1,000	1,000	1,000	1,000	1,000	12,000
Rent	6,000	6,000	6,000	6,000	6,000	6,000	6,000	6,000	6,000	6,000	6,000	6,000	6,000	72,000
Ice	1,000	1,000	1,000	1,000	1,000	1,000	1,000	1,000	1,000	1,000	1,000	1,000	1,000	12,000
Employee Wages	10,000	10,000	10,000	10,000	10,000	10,000	10,000	10,000	10,000	10,000	10,000	10,000	10,000	120,000
Misc. Payments	400	400	400	400	400	400	400	400	400	400	400	400	400	4,800
Truck - Lease	1,500	1,500	1,500	1,500	1,500	1,500	1,500	1,500	1,500	1,500	1,500	1,500	1,500	18,000
Transportation	500	500	500	500	500	500	500	500	500	500	500	500	500	6,000
Hotel & Housing	5,000	5,000	5,000	5,000	5,000	5,000	5,000	5,000	5,000	5,000	5,000	5,000	5,000	60,000
Management - Rashid	4,000	4,000	4,000	4,000	4,000	4,000	4,000	4,000	4,000	4,000	4,000	4,000	4,000	48,000
Management - Salim	4,000	4,000	4,000	4,000	4,000	4,000	4,000	4,000	4,000	4,000	4,000	4,000	4,000	48,000
Management - John Prosper	1,500	1,500	1,500	1,500	1,500	1,500	1,500	1,500	1,500	1,500	1,500	1,500	1,500	18,000
Management - Samuel	1,000	1,000	1,000	1,000	1,000	1,000	1,000	1,000	1,000	1,000	1,000	1,000	1,000	12,000
Management - John Engineer	2,000	2,000	2,000	2,000	2,000	2,000	2,000	2,000	2,000	2,000	2,000	2,000	2,000	24,000
Management - Msume	3,500	3,500	3,500	3,500	3,500	3,500	3,500	3,500	3,500	3,500	3,500	3,500	3,500	42,000
Exec Management - Nazir	6,000	6,000	6,000	6,000	6,000	6,000	6,000	6,000	6,000	6,000	6,000	6,000	6,000	72,000
Exec Management - Navroz	6,000	6,000	6,000	6,000	6,000	6,000	6,000	6,000	6,000	6,000	6,000	6,000	6,000	72,000
Travel Expenses	2,000	2,000	2,000	2,000	2,000	2,000	2,000	2,000	2,000	2,000	2,000	2,000	2,000	24,000
	60,830	60,830	60,830	60,830	60,830	60,830	60,830	60,830	60,830	60,830	60,830	60,830	60,830	729,956
EARNINGS BEFORE INCOME														
TAXES AND DEPRECIATION (EBITDA)	10,420	10,420	10,420	10,420	10,420	10,420	10,420	10,420	24,670	24,670	24,670	10,420	167,794	
Interest	-	-	-	-	-	-	-	-	-	-	-	-	-	
Depreciation and amortization	9,000	9,000	9,000	9,000	9,000	9,000	9,000	9,000	9,000	9,000	9,000	9,000	108,000	
EARNINGS (LOSS) BEFORE INCOME														
TAXES (EBIT)	1,420	1,420	1,420	1,420	1,420	1,420	1,420	1,420	15,670	15,670	15,670	1,420	59,794	
INCOME TAXES (REFUND)	241	241	241	241	241	241	241	241	2,664	2,664	2,664	241	10,165	
NET EARNINGS OR (LOSS)	1,179	1,179	1,179	1,179	1,179	1,179	1,179	1,179	13,006	13,006	13,006	1,179	49,629	
RETAINED EARNINGS (DEFICIT), beginning	67,198	68,377	69,556	70,735	71,914	73,092	74,271	75,450	76,629	89,635	102,642	115,648	67,198	
RETAINED EARNINGS (DEFICIT), ending	68,377	69,556	70,735	71,914	73,092	74,271	75,450	76,629	89,635	102,642	115,648	116,827	116,827	

Crystal Pier (T) Ltd.
Projected Statement of Cash Flows
For Year Four

(Unaudited)

Month	2014											
	Jan	Feb	Mar	Apr	May	Jun	Jul	Aug	Sep	Oct	Nov	Dec
	\$	\$	\$	\$	\$	\$	\$	\$	\$	\$	\$	\$
Operating Activities												
Net income (loss) for the period	13,006	13,006	13,006	13,006	13,006	13,006	13,006	13,006	13,006	13,006	13,006	1,179
Add: items not affecting cash												
Depreciation and amortization	9,000	9,000	9,000	9,000	9,000	9,000	9,000	9,000	9,000	9,000	9,000	9,000
	22,006	22,006	22,006	22,006	22,006	22,006	22,006	22,006	22,006	22,006	22,006	10,179
Accounts Receivable	(47,200)	300	300	300	300	300	300	300	300	300	300	47,750
Inventory	(300)	(300)	(300)	(300)	(300)	(300)	(300)	(300)	(300)	(300)	(300)	(250)
Prepaid Expenses	-	-	-	-	-	-	-	-	-	-	-	-
Accounts Payable	1,665	-	-	-	-	-	-	-	-	-	-	(1,665)
Shareholder Loans	-	-	-	-	-	-	-	-	-	-	-	-
Income Taxes Payable	(7,501)	2,664	2,664	2,664	2,664	2,664	2,664	2,664	2,664	2,664	2,664	241
Net change in non-cash working capital	(53,336)	2,664	2,664	2,664	2,664	2,664	2,664	2,664	2,664	2,664	2,664	46,076
Cash (applied) provided by operating activities	(31,330)	24,670	24,670	24,670	24,670	24,670	24,670	24,670	24,670	24,670	24,670	56,255
Financing Activities												
BDC refinancing	-	-	-	-	-	-	-	-	-	-	-	-
Increase in long-term debt	-	-	-	-	-	-	-	-	-	-	-	-
Repayment of long-term debt	-	-	-	-	-	-	-	-	-	-	-	-
Cash (applied) provided by financing activities	-	-	-	-	-	-	-	-	-	-	-	-
Investing Activities												
Purchase of Leaseholds	-	-	-	-	-	-	-	-	-	-	-	-
Purchase of capital assets	-	-	-	-	-	-	-	-	-	-	-	-
Addition to capital assets - installation costs	-	-	-	-	-	-	-	-	-	-	-	-
Cash (applied) provided by investing activities	-	-	-	-	-	-	-	-	-	-	-	-
Increase (decrease) in cash	(31,330)	24,670	24,670	24,670	24,670	24,670	24,670	24,670	24,670	24,670	24,670	56,255
Cash Balance, beginning of period	318,420	287,090	311,761	336,431	361,101	385,772	410,442	435,112	459,783	484,453	509,123	533,794
Cash Balance, end of period	287,090	311,761	336,431	361,101	385,772	410,442	435,112	459,783	484,453	509,123	533,794	590,049

Crystal Pier (T) Ltd.
Projected Statement of Income and Expenses
For Year Four
(Unaudited)

Month	2014												Total	
	Jan	Feb	Mar	Apr	May	Jun	Jul	Aug	Sep	Oct	Nov	Dec		
	\$	\$	\$	\$	\$	\$	\$	\$	\$	\$	\$	\$	\$	
SALES	\$285,000	\$285,000	\$285,000	\$285,000	\$285,000	\$285,000	\$285,000	\$285,000	\$285,000	\$285,000	\$285,000	\$285,000	\$237,500	\$3,372,500
Less: Discount	-	-	-	-	-	-	-	-	-	-	-	-	-	0
	285,000	285,000	285,000	285,000	285,000	285,000	285,000	285,000	285,000	285,000	285,000	285,000	237,500	3,372,500
COST OF SALES														
Direct Labour	0	0	0	0	0	0	0	0	0	0	0	0	0	0
Inventory, beginning	6,189	6,489	6,789	7,089	7,389	7,689	7,989	8,289	8,589	8,889	9,189	9,489	9,489	6,189
Purchases	199,800	199,800	199,800	199,800	199,800	199,800	199,800	199,800	199,800	199,800	199,800	199,800	166,500	2,364,300
Inventory, ending	6,489	6,789	7,089	7,389	7,689	7,989	8,289	8,589	8,889	9,189	9,489	9,739	9,739	0
	199,500	199,500	199,500	199,500	199,500	199,500	199,500	199,500	199,500	199,500	199,500	199,500	166,250	2,360,750
GROSS MARGIN	85,500	85,500	85,500	85,500	85,500	85,500	85,500	85,500	85,500	85,500	85,500	85,500	71,250	1,011,750
	30.00%	30.00%	30.00%	30.00%	30.00%	30.00%	30.00%	30.00%	30.00%	30.00%	30.00%	30.00%	30.00%	30.00%
OPERATING EXPENSES														
Hydro	3,000	3,000	3,000	3,000	3,000	3,000	3,000	3,000	3,000	3,000	3,000	3,000	3,000	36,000
Diesel	1,500	1,500	1,500	1,500	1,500	1,500	1,500	1,500	1,500	1,500	1,500	1,500	1,500	18,000
Company Insurance	200	200	200	200	200	200	200	200	200	200	200	200	200	2,400
Cargo Insurance	400	400	400	400	400	400	400	400	400	400	400	400	400	4,800
Car Insurance	180	180	180	180	180	180	180	180	180	180	180	180	180	2,156
Internet	50	50	50	50	50	50	50	50	50	50	50	50	50	600
Bank Fees	100	100	100	100	100	100	100	100	100	100	100	100	100	1,200
Security	1,000	1,000	1,000	1,000	1,000	1,000	1,000	1,000	1,000	1,000	1,000	1,000	1,000	12,000
Rent	6,000	6,000	6,000	6,000	6,000	6,000	6,000	6,000	6,000	6,000	6,000	6,000	6,000	72,000
Ice	1,000	1,000	1,000	1,000	1,000	1,000	1,000	1,000	1,000	1,000	1,000	1,000	1,000	12,000
Employee Wages	10,000	10,000	10,000	10,000	10,000	10,000	10,000	10,000	10,000	10,000	10,000	10,000	10,000	120,000
Misc. Payments	400	400	400	400	400	400	400	400	400	400	400	400	400	4,800
Truck - Lease	1,500	1,500	1,500	1,500	1,500	1,500	1,500	1,500	1,500	1,500	1,500	1,500	1,500	18,000
Transportation	500	500	500	500	500	500	500	500	500	500	500	500	500	6,000
Hotel & Housing	5,000	5,000	5,000	5,000	5,000	5,000	5,000	5,000	5,000	5,000	5,000	5,000	5,000	60,000
Management - Rashid	4,000	4,000	4,000	4,000	4,000	4,000	4,000	4,000	4,000	4,000	4,000	4,000	4,000	48,000
Management - Salim	4,000	4,000	4,000	4,000	4,000	4,000	4,000	4,000	4,000	4,000	4,000	4,000	4,000	48,000
Management - John Prosper	1,500	1,500	1,500	1,500	1,500	1,500	1,500	1,500	1,500	1,500	1,500	1,500	1,500	18,000
Management - Samuel	1,000	1,000	1,000	1,000	1,000	1,000	1,000	1,000	1,000	1,000	1,000	1,000	1,000	12,000
Management - John Engineer	2,000	2,000	2,000	2,000	2,000	2,000	2,000	2,000	2,000	2,000	2,000	2,000	2,000	24,000
Management - Msume	3,500	3,500	3,500	3,500	3,500	3,500	3,500	3,500	3,500	3,500	3,500	3,500	3,500	42,000
Exec Management - Nazir	6,000	6,000	6,000	6,000	6,000	6,000	6,000	6,000	6,000	6,000	6,000	6,000	6,000	72,000
Exec Management - Navroz	6,000	6,000	6,000	6,000	6,000	6,000	6,000	6,000	6,000	6,000	6,000	6,000	6,000	72,000
Travel Expenses	2,000	2,000	2,000	2,000	2,000	2,000	2,000	2,000	2,000	2,000	2,000	2,000	2,000	24,000
	60,830	60,830	60,830	60,830	60,830	60,830	60,830	60,830	60,830	60,830	60,830	60,830	60,830	729,956
EARNINGS BEFORE INCOME														
TAXES AND DEPRECIATION (EBITDA)	24,670	24,670	24,670	24,670	24,670	24,670	24,670	24,670	24,670	24,670	24,670	24,670	10,420	281,794
Interest	-	-	-	-	-	-	-	-	-	-	-	-	-	-
Depreciation and amortization	9,000	9,000	9,000	9,000	9,000	9,000	9,000	9,000	9,000	9,000	9,000	9,000	9,000	108,000
EARNINGS (LOSS) BEFORE INCOME														
TAXES (EBIT)	15,670	15,670	15,670	15,670	15,670	15,670	15,670	15,670	15,670	15,670	15,670	15,670	1,420	173,794
INCOME TAXES (REFUND)	2,664	2,664	2,664	2,664	2,664	2,664	2,664	2,664	2,664	2,664	2,664	2,664	241	29,545
NET EARNINGS OR (LOSS)	13,006	13,006	13,006	13,006	13,006	13,006	13,006	13,006	13,006	13,006	13,006	13,006	1,179	144,249
RETAINED EARNINGS (DEFICIT), beginning	116,827	129,833	142,840	155,846	168,853	181,859	194,865	207,872	220,878	233,885	246,891	259,897	259,897	116,827
RETAINED EARNINGS (DEFICIT), ending	129,833	142,840	155,846	168,853	181,859	194,865	207,872	220,878	233,885	246,891	259,897	261,076	261,076	0

Crystal Pier (T) Ltd.
Cost Forecast

	2013												Total
	Jan	Feb	Mar	Apr	May	Jun	Jul	Aug	Sep	Oct	Nov	Dec	
Octopus (Tonnes)	50,000	50,000	50,000	50,000	50,000	50,000	50,000	50,000	60,000	60,000	60,000	50,000	
Octopus @ \$3.33/kg	166,500	166,500	166,500	166,500	166,500	166,500	166,500	166,500	199,800	199,800	199,800	166,500	2,097,900
													0
	166,500	166,500	166,500	166,500	166,500	166,500	166,500	166,500	199,800	199,800	199,800	166,500	2,097,900

Cost Forecast

	2014												Total
	Jan	Feb	Mar	Apr	May	Jun	Jul	Aug	Sep	Oct	Nov	Dec	
Octopus (Tonnes)	60,000	60,000	60,000	60,000	60,000	60,000	60,000	60,000	60,000	60,000	60,000	50,000	
Octopus @ \$3.33/kg	199,800	199,800	199,800	199,800	199,800	199,800	199,800	199,800	199,800	199,800	199,800	166,500	2,364,300
													0
	199,800	199,800	199,800	199,800	199,800	199,800	199,800	199,800	199,800	199,800	199,800	166,500	2,364,300

Crystal Pier (T) Ltd.
Projected Balance Sheet
End of Year Four
(Unaudited)

	2014											
Month	Jan	Feb	Mar	Apr	May	Jun	Jul	Aug	Sep	Oct	Nov	Dec
ASSETS												
Current Assets												
Cash & Short term investment	\$ 287,087	\$ 311,758	\$ 336,428	\$ 361,098	\$ 385,769	\$ 410,439	\$ 435,109	\$ 459,780	\$ 484,450	\$ 509,120	\$ 533,791	\$ 590,046
Accounts Receivable	278,511	278,211	277,911	277,611	277,311	277,011	276,711	276,411	276,111	275,811	275,511	227,761
Inventory	6,489	6,789	7,089	7,389	7,689	7,989	8,289	8,589	8,889	9,189	9,489	9,739
Prepaid Expenses	15,000	15,000	15,000	15,000	15,000	15,000	15,000	15,000	15,000	15,000	15,000	15,000
	587,087	611,758	636,428	661,098	685,769	710,439	735,109	759,780	784,450	809,120	833,791	842,546
Capital Assets												
Capital Assets	1,080,000	1,080,000	1,080,000	1,080,000	1,080,000	1,080,000	1,080,000	1,080,000	1,080,000	1,080,000	1,080,000	1,080,000
Accumulated Depreciation	224,500	233,500	242,500	251,500	260,500	269,500	278,500	287,500	296,500	305,500	314,500	323,500
	855,500	846,500	837,500	828,500	819,500	810,500	801,500	792,500	783,500	774,500	765,500	756,500
TOTAL ASSETS	1,442,587	1,458,258	1,473,928	1,489,598	1,505,269	1,520,939	1,536,609	1,552,280	1,567,950	1,583,620	1,599,291	1,599,046
LIABILITIES												
Current Liabilities												
Bank line of credit	-	-	-	-	-	-	-	-	-	-	-	-
Accounts Payable	9,990	9,990	9,990	9,990	9,990	9,990	9,990	9,990	9,990	9,990	9,990	8,325
Income taxes payable	2,664	5,328	7,992	10,656	13,320	15,984	18,648	21,312	23,976	26,640	29,304	29,545
Current portion - Long-Term Debt	0	0	0	0	0	0	0	0	0	0	0	0
	12,654	15,318	17,982	20,646	23,310	25,974	28,638	31,302	33,966	36,630	39,294	37,870
Shareholders' Advances	1,300,000	1,300,000	1,300,000	1,300,000	1,300,000	1,300,000	1,300,000	1,300,000	1,300,000	1,300,000	1,300,000	1,300,000
Long Term Debt	0	0	0	0	0	0	0	0	0	0	0	0
	1,312,654	1,315,318	1,317,982	1,320,646	1,323,310	1,325,974	1,328,638	1,331,302	1,333,966	1,336,630	1,339,294	1,337,870
EQUITY												
Paid in Capital	100	100	100	100	100	100	100	100	100	100	100	100
Retained Earning (Deficit)	129,833	142,840	155,846	168,853	181,859	194,865	207,872	220,878	233,885	246,891	259,897	261,076
	129,933	142,940	155,946	168,953	181,959	194,965	207,972	220,978	233,985	246,991	259,997	261,176
TOTAL LIABILITIES AND EQUITY	1,442,587	1,458,258	1,473,928	1,489,598	1,505,269	1,520,939	1,536,609	1,552,280	1,567,950	1,583,620	1,599,291	1,599,046

Crystal Pier (T) Ltd.
Projected Balance Sheet
End of Year Five
(Unaudited)

Month	2015											
	Jan	Feb	Mar	Apr	May	Jun	Jul	Aug	Sep	Oct	Nov	Dec
ASSETS												
Current Assets												
	\$	\$	\$	\$	\$	\$	\$	\$	\$	\$	\$	\$
Cash & Short term investment	539,336	564,007	588,677	613,347	638,018	662,688	687,359	712,030	736,700	761,370	786,040	810,710
Accounts Receivable	274,961	274,661	274,361	274,061	273,761	273,461	273,161	272,861	272,561	272,261	271,961	271,661
Inventory	10,039	10,339	10,639	10,939	11,239	11,539	11,839	12,139	12,439	12,739	13,039	13,339
Prepaid Expenses	15,000	15,000	15,000	15,000	15,000	15,000	15,000	15,000	15,000	15,000	15,000	15,000
	839,336	864,007	888,677	913,347	938,018	962,688	987,359	1,012,030	1,036,700	1,061,370	1,086,040	1,110,710
Capital Assets												
Capital Assets	1,080,000	1,080,000	1,080,000	1,080,000	1,080,000	1,080,000	1,080,000	1,080,000	1,080,000	1,080,000	1,080,000	1,080,000
Accumulated Depreciation	332,500	341,500	350,500	359,500	368,500	377,500	386,500	395,500	404,500	413,500	422,500	431,500
	747,500	738,500	729,500	720,500	711,500	702,500	693,500	684,500	675,500	666,500	657,500	648,500
TOTAL ASSETS	1,586,836	1,602,507	1,618,177	1,633,847	1,649,518	1,665,188	1,680,859	1,696,530	1,712,200	1,727,870	1,743,540	1,759,210
LIABILITIES												
Current Liabilities												
Bank line of credit	-	-	-	-	-	-	-	-	-	-	-	-
Accounts Payable	9,990	9,990	9,990	9,990	9,990	9,990	9,990	9,990	9,990	9,990	9,990	9,990
Income taxes payable	2,664	5,328	7,992	10,656	13,320	15,984	18,648	21,312	23,976	26,640	29,304	31,967
Current portion - Long-Term Debt	0	0	0	0	0	0	0	0	0	0	0	0
	12,654	15,318	17,982	20,646	23,310	25,974	28,638	31,302	33,966	36,630	39,294	41,957
Shareholders' Advances	1,300,000	1,300,000	1,300,000	1,300,000	1,300,000	1,300,000	1,300,000	1,300,000	1,300,000	1,300,000	1,300,000	1,300,000
Long Term Debt	0	0	0	0	0	0	0	0	0	0	0	0
	1,312,654	1,315,318	1,317,982	1,320,646	1,323,310	1,325,974	1,328,638	1,331,302	1,333,966	1,336,630	1,339,294	1,341,957
EQUITY												
Paid in Capital	100	100	100	100	100	100	100	100	100	100	100	100
Retained Earning (Deficit)	274,082	287,089	300,095	313,102	326,108	339,114	352,121	365,127	378,133	391,140	404,146	417,153
	274,182	287,189	300,195	313,202	326,208	339,214	352,221	365,227	378,233	391,240	404,246	417,253
TOTAL LIABILITIES AND EQUITY	1,586,836	1,602,507	1,618,177	1,633,847	1,649,518	1,665,188	1,680,858	1,696,529	1,712,199	1,727,869	1,743,540	1,759,210
	0	0	0	0	0	0	1	1	1	1	0	0

Crystal Pier (T) Ltd.
Projected Statement of Income and Expenses
For Year Five

(Unaudited)

Month	2015												Total
	Jan	Feb	Mar	Apr	May	Jun	Jul	Aug	Sep	Oct	Nov	Dec	
	\$	\$	\$	\$	\$	\$	\$	\$	\$	\$	\$	\$	\$
SALES	\$285,000	\$285,000	\$285,000	\$285,000	\$285,000	\$285,000	\$285,000	\$285,000	\$285,000	\$285,000	\$285,000	\$285,000	\$3,420,000
Less Discounts	-	-	-	-	-	-	-	-	-	-	-	-	0
	285,000	285,000	285,000	285,000	285,000	285,000	285,000	285,000	285,000	285,000	285,000	285,000	3,420,000
COST OF SALES													
Inventory, beginning	9,739	10,039	10,339	10,639	10,939	11,239	11,539	11,839	12,139	12,439	12,739	13,039	9,739
Purchases	199,800	199,800	199,800	199,800	199,800	199,800	199,800	199,800	199,800	199,800	199,800	199,800	2,397,600
Inventory, ending	10,039	10,339	10,639	10,939	11,239	11,539	11,839	12,139	12,439	12,739	13,039	13,339	13,339
	199,500	199,500	199,500	199,500	199,500	199,500	199,500	199,500	199,500	199,500	199,500	199,500	2,394,000
GROSS MARGIN	85,500	85,500	85,500	85,500	85,500	85,500	85,500	85,500	85,500	85,500	85,500	85,500	1,026,000
	30.00%	30.00%	30.00%	30.00%	30.00%	30.00%	30.00%	0.00%	30.00%	30.00%	30.00%	30.00%	30.00%
OPERATING EXPENSES													
Hydro	3,000	3,000	3,000	3,000	3,000	3,000	3,000	3,000	3,000	3,000	3,000	3,000	36,000
Diesel	1,500	1,500	1,500	1,500	1,500	1,500	1,500	1,500	1,500	1,500	1,500	1,500	18,000
Company Insurance	200	200	200	200	200	200	200	200	200	200	200	200	2,400
Cargo Insurance	400	400	400	400	400	400	400	400	400	400	400	400	4,800
Car Insurance	180	180	180	180	180	180	180	180	180	180	180	180	2,160
Internet	50	50	50	50	50	50	50	50	50	50	50	50	600
Bank Fees	100	100	100	100	100	100	100	100	100	100	100	100	1,200
Security	1,000	1,000	1,000	1,000	1,000	1,000	1,000	1,000	1,000	1,000	1,000	1,000	12,000
Rent	6,000	6,000	6,000	6,000	6,000	6,000	6,000	6,000	6,000	6,000	6,000	6,000	72,000
Ice	1,000	1,000	1,000	1,000	1,000	1,000	1,000	1,000	1,000	1,000	1,000	1,000	12,000
Employee Wages	10,000	10,000	10,000	10,000	10,000	10,000	10,000	10,000	10,000	10,000	10,000	10,000	120,000
Misc. Payments	400	400	400	400	400	400	400	400	400	400	400	400	4,800
Truck - Lease	1,500	1,500	1,500	1,500	1,500	1,500	1,500	1,500	1,500	1,500	1,500	1,500	18,000
Transportation	500	500	500	500	500	500	500	500	500	500	500	500	6,000
Hotel & Housing	5,000	5,000	5,000	5,000	5,000	5,000	5,000	5,000	5,000	5,000	5,000	5,000	60,000
Management - Rashid	4,000	4,000	4,000	4,000	4,000	4,000	4,000	4,000	4,000	4,000	4,000	4,000	48,000
Management - Salim	4,000	4,000	4,000	4,000	4,000	4,000	4,000	4,000	4,000	4,000	4,000	4,000	48,000
Management - John Prosper	1,500	1,500	1,500	1,500	1,500	1,500	1,500	1,500	1,500	1,500	1,500	1,500	18,000
Management - Samuel	1,000	1,000	1,000	1,000	1,000	1,000	1,000	1,000	1,000	1,000	1,000	1,000	12,000
Management - John Engineer	2,000	2,000	2,000	2,000	2,000	2,000	2,000	2,000	2,000	2,000	2,000	2,000	24,000
Management - Msume	3,500	3,500	3,500	3,500	3,500	3,500	3,500	3,500	3,500	3,500	3,500	3,500	42,000
Exec Management - Nazir	6,000	6,000	6,000	6,000	6,000	6,000	6,000	6,000	6,000	6,000	6,000	6,000	72,000
Exec Management - Navroz	6,000	6,000	6,000	6,000	6,000	6,000	6,000	6,000	6,000	6,000	6,000	6,000	72,000
Travel Expenses	2,000	2,000	2,000	2,000	2,000	2,000	2,000	2,000	2,000	2,000	2,000	2,000	24,000
	60,830	60,830	60,830	60,830	60,830	60,830	60,830	60,830	60,830	60,830	60,830	60,830	729,956
EARNINGS BEFORE INCOME													
TAXES AND DEPRECIATION (EBITDA)	24,670	24,670	24,670	24,670	24,670	24,670	24,670	24,670	24,670	24,670	24,670	24,670	296,044
Interest	-	-	-	-	-	-	-	-	-	-	-	-	-
Depreciation and amortization	9,000	9,000	9,000	9,000	9,000	9,000	9,000	9,000	9,000	9,000	9,000	9,000	108,000
EARNINGS (LOSS) BEFORE INCOME													
TAXES (EBIT)	15,670	15,670	15,670	15,670	15,670	15,670	15,670	15,670	15,670	15,670	15,670	15,670	188,044
INCOME TAXES (REFUND)	2,664	2,664	2,664	2,664	2,664	2,664	2,664	2,664	2,664	2,664	2,664	2,664	31,967
NET EARNINGS OR (LOSS)	13,006	13,006	13,006	13,006	13,006	13,006	13,006	13,006	13,006	13,006	13,006	13,006	156,077
RETAINED EARNINGS (DEFICIT), beginning	261,076	274,082	287,089	300,095	313,102	326,108	339,114	352,121	365,127	378,133	391,140	404,146	261,076
RETAINED EARNINGS (DEFICIT), ending	274,082	287,089	300,095	313,102	326,108	339,114	352,121	365,127	378,133	391,140	404,146	417,153	417,153

Crystal Pier (T) Ltd.
Projected Statement of Cash Flows
For Year Five
(Unaudited)

Month	2015											
	Jan \$	Feb \$	Mar \$	Apr \$	May \$	Jun \$	Jul \$	Aug \$	Sep \$	Oct \$	Nov \$	Dec \$
Operating Activities												
Net income (loss) for the period	13,006	13,006	13,006	13,006	13,006	13,006	13,006	13,006	13,006	13,006	13,006	13,006
Add: items not affecting cash												
Depreciation and amortization	9,000	9,000	9,000	9,000	9,000	9,000	9,000	9,000	9,000	9,000	9,000	9,000
	<u>22,006</u>	<u>22,006</u>	<u>22,006</u>	<u>22,006</u>	<u>22,006</u>	<u>22,006</u>	<u>22,006</u>	<u>22,006</u>	<u>22,006</u>	<u>22,006</u>	<u>22,006</u>	<u>22,006</u>
Accounts Receivable	(47,200)	300	300	300	300	300	300	300	300	300	300	300
Inventory	(300)	(300)	(300)	(300)	(300)	(300)	(300)	(300)	(300)	(300)	(300)	(300)
Prepaid Expenses	-	-	-	-	1	-	1	-	-	-	-	-
Accounts Payable	1,665	-	-	-	-	-	-	-	-	-	-	-
Shareholder Loans	-	-	-	-	-	-	-	-	-	-	-	-
Income Taxes Payable	(26,881)	2,664	2,664	2,664	2,664	2,664	2,664	2,664	2,664	2,664	2,664	2,664
Net change in non-cash working capital	<u>(72,716)</u>	<u>2,664</u>	<u>2,664</u>	<u>2,664</u>	<u>2,665</u>	<u>2,664</u>	<u>2,665</u>	<u>2,665</u>	<u>2,664</u>	<u>2,664</u>	<u>2,664</u>	<u>2,664</u>
Cash (applied) provided by operating activities	<u>(50,710)</u>	<u>24,670</u>	<u>24,670</u>	<u>24,670</u>	<u>24,671</u>	<u>24,670</u>	<u>24,671</u>	<u>24,671</u>	<u>24,670</u>	<u>24,670</u>	<u>24,670</u>	<u>24,670</u>
Financing Activities												
Working Capital requirement	-	-	-	-	-	-	-	-	-	-	-	-
Increase in long-term debt	-	-	-	-	-	-	-	-	-	-	-	-
Repayment of long-term debt	-	-	-	-	-	-	-	-	-	-	-	-
Cash (applied) provided by financing activities	<u>-</u>	<u>-</u>	<u>-</u>	<u>-</u>	<u>-</u>	<u>-</u>	<u>-</u>	<u>-</u>	<u>-</u>	<u>-</u>	<u>-</u>	<u>-</u>
Investing Activities												
Purchase of Leaseholds	-	-	-	-	-	-	-	-	-	-	-	-
Purchase of capital assets	-	-	-	-	-	-	-	-	-	-	-	-
Addition to capital assets - installation costs	-	-	-	-	-	-	-	-	-	-	-	-
Cash (applied) provided by investing activities	<u>-</u>	<u>-</u>	<u>-</u>	<u>-</u>	<u>-</u>	<u>-</u>	<u>-</u>	<u>-</u>	<u>-</u>	<u>-</u>	<u>-</u>	<u>-</u>
Increase (decrease) in cash	<u>(50,710)</u>	<u>24,670</u>	<u>24,670</u>	<u>24,670</u>	<u>24,671</u>	<u>24,670</u>	<u>24,671</u>	<u>24,671</u>	<u>24,670</u>	<u>24,670</u>	<u>24,670</u>	<u>24,670</u>
Cash Balance, beginning of period	590,046	539,336	564,007	588,677	613,347	638,019	662,689	687,360	712,032	736,702	761,372	786,043
Cash Balance, end of period	<u>539,336</u>	<u>564,007</u>	<u>588,677</u>	<u>613,347</u>	<u>638,019</u>	<u>662,689</u>	<u>687,360</u>	<u>712,032</u>	<u>736,702</u>	<u>761,372</u>	<u>786,043</u>	<u>810,713</u>

Crystal Pier (T) Ltd.
Sales Forecast

	2015												Total
	Jan	Feb	Mar	Apr	May	Jun	Jul	Aug	Sep	Oct	Nov	Dec	
Octopus (Tonnes)	60,000	60,000	60,000	60,000	60,000	60,000	60,000	60,000	60,000	60,000	60,000	60,000	
Octopus @ \$4.75/kg	285,000	285,000	285,000	285,000	285,000	285,000	285,000	285,000	285,000	285,000	285,000	285,000	3,420,000
Other													0
													0
													0
													0
													0
													0
													0
	285,000	285,000	285,000	285,000	285,000	285,000	285,000	285,000	285,000	285,000	285,000	285,000	3,420,000

Crystal Pier (T) Ltd.
Cost Forecast

	2015												Total
	Jan	Feb	Mar	Apr	May	Jun	Jul	Aug	Sep	Oct	Nov	Dec	
Octopus (Tonnes)	60,000	60,000	60,000	60,000	60,000	60,000	60,000	60,000	60,000	60,000	60,000	60,000	
Octopus @ \$3.33/kg	199,800	199,800	199,800	199,800	199,800	199,800	199,800	199,800	199,800	199,800	199,800	199,800	2,397,600
													0
	199,800	199,800	199,800	199,800	199,800	199,800	199,800	199,800	199,800	199,800	199,800	199,800	2,397,600



JAMHURI YA MUUNGANO WA TANZANIA

ET 85161
TFN. 226
(Rev. 2/96)
BOX 19875
DSM

LESENI YA BIASHARA

B 01333286

(Imetolewa chini ya Sheria ya Leseni za Biashara Na. 25 ya Mwaka 1972, marekebisho ya mwaka 1980 na masharti yaliyo nyuma)

*Futa isiyotakiwa.

MINISTRY OF INDUSTRY & TRADE

1. Ofisi iliyotolewa.....

2. Nambari ya Ushuru wa mapato..... 114-669-571

3. Leseni imetolewa kwa..... **CRYSTAL PIER TANZANIA LTD**
kuendesha biashara ya..... **EXPORT OF SEA FOOD PRODUCTS**
katika Wilaya/Kanda* ya..... **TENEKE** Mtaa..... **LUSAKA**

4. Ni ya Shina/Tawi*.....

Ada Sh..... Nambari ya Stakabadhi.....

ya tarehe.....

5. Mpya inaendeleza* muda wa leseni Na.....

ya tarehe.....

(ii) Muda wa leseni hii utaishia 30 Juni, 20..... 21/11/2011

Tarehe..... 20/9/2011

Sahihi na Muhuri wa Mtoaji Leseni

GP. DSM

DIRECTOR FOR INTERNAL TRADE

THE COMPANIES ACT
(CAP. 212)

COMPANY LIMITED BY SHARES

MEMORANDUM

AND


ARTICLES OF ASSOCIATION

OF

CRYSTAL PIER TANZANIA LIMITED

Drawn By:

M.A. Ismail & Co. Advocates
Plot No. 31
Off Rubinda Street/Sea View Road
P.O. Box 1553
Dar es Salaam



**THE COMPANIES ACT
(CAP. 212)**

COMPANY LIMITED BY SHARES

MEMORANDUM

AND

ARTICLES OF ASSOCIATION

OF

CRYSTAL PIER TANZANIA LIMITED

Drawn By:

M.A. Ismail & Co. Advocates
Plot No. 31
Off Ruhinda Street/Sea View Road
P.O. Box 1553
Dar es Salaam

TANZANIA
Stamp Duty Sht
PAID ON ORIGINAL
Receipt No. 17593
11/08/2011
Stamp Duty Office

**THE COMPANIES ACT (CAP 212)
COMPANY LIMITED BY SHARES**

MEMORANDUM OF ASSOCIATION

OF

CRYSTAL PIER TANZANIA LIMITED

(A PRIVATE COMPANY)

TANZANIA
Stamp Duty Sht
PAID ON ORIGINAL
Receipt No. 17593
11/08/2011
Stamp Duty Office
Assoc. Registering of Companies

1. The name of the Company is "**CRYSTAL PIER TANZANIA LIMITED** .".
2. The registered office of the company will be in the **United Republic of Tanzania**.
3. The objects for which the Company is incorporated are:
 - (a) To carry on the business of fishing, fish and prawns packing, refrigeration and export of fish products.
 - (b) To carry on in Tanzania or elsewhere, the business of exporters and importers, and to transact and do all matters and things incidental thereto, or which may at any time hereafter, at any place where the company shall carry on business, be usual in connection with the business of export and import of goods and services of all kinds and description, and as wholesalers, retailers, traders, bankers, commission agents, shipowners, carriers, hoteliers, or any other capacity.
 - (c) To carry on the business or businesses as a holding company for other bodies, whether corporate or incorporate.
 - (d) To carry on the business in Tanzania or elsewhere and act as advisors and consultants in real estate, debt collections, commissions agents, official brokers, private investigators, auctioneers, court bailiffs and any such enterprise.
 - (e) To carry on the business or businesses as general traders and as proprietors and operators of stationeries, secretarial bureaus, shops, markets, supermarkets, printers & publishers, shopping centres, malls, groceries, hotels, restaurants, banks, bureaux de change and financial institutions, travel agencies, tour operators, entertainment and conference halls, promotions, public relations and any other such enterprise.

- (f) To buy, sell, ship, distribute, supply, transport, barter, exchange, pledge, make advances upon, manufacture, design, pack, improve, preserve, alter, recondition, manipulate, prepare for market and generally deal in merchandise of every nature and type, by whatever name called.
- (g) To promote and carry on business of all kinds and description and as general traders and proprietors and operators of shops, markets, supermarkets, shopping centres, malls, groceries, hotels, restaurants, banks, bureaux de change and financial institutions, travel agencies, tour operators, entertainment and conference halls and any such enterprise.
- (h) To carry on in Tanzania or elsewhere, the business of exporters and importers, and to transact and do all matters and things incidental thereto, or which may at any time hereafter, at any place where the company shall carry on business, be usual in connection with the business of export and import of goods and services of all kinds and description, and as wholesalers, retailers, traders, bankers, commission agents, shipowners, carriers, hoteliers, or any other capacity.
- (i) To purchase, lease, or otherwise acquire, and to hold, sell, improve, develop, exchange, mortgage or otherwise dispose of any lands, buildings, machinery or plants, mills, factories, warehouses or hereditaments.
- (j) To establish and carry on the business of general builders, contractors, engineers, architects, surveyors, painters, decorators, plumbers, electricians, and consequently to construct, execute, and carry out, equip and improve structures of every kind (movable and immovable) roadways, railways, tramways, airfields, docks, harbours, wharves, canals, watercourses, reservoirs, embankments, irrigations, sewages, drainages, water, gas, electric, telecommunications and other supply works.
- (k) To manufacture, manipulate, improve, recondition, prepare for market, buy, sell let on hire and generally deal in all kinds of articles and things, plant, machinery, spares, accessories, apparatus, tools, utensils, materials, produce and substances of whatever nature and description.
- (l) To prospect for, mine, treat, process, market polish, cut, buy, sell, stock, carry on business or otherwise deal in all kinds of minerals including gold, gemstones, rubies, sapphires garnets, tourmalines, tanzanites, limestone, granite, coal and to generally deal in metals, base metals, clay minerals and sandstones, industrial minerals and salt and diamonds.

- (m) To carry on business as developers, proprietors and operators of hotels, restaurants, refreshment and tea rooms, roadhouses, motels, casinos, night-clubs, holiday camps, caravan sites, movable structures, apartment-house keepers, cafes and milk and snack bars, fast foods, take-aways, and mobile caterers, tavern, beer-house, and lodging-house keepers, licensed victuallers, wine, beer, and spirit merchants, brewers, maltsters, distillers, importers and manufacturers of aerated, mineral and artificial waters and other drinks, and as caterers and contractors in all their respective branches.
- (n) To carry on business as owners and operators of the petrol and service stations and as garage proprietors for motor vehicles of all kinds, and as owners, operators and franchisers of petrol stations, as providers of vehicle lubrication services, cleaning, servicing and repairing vehicles, of wholesaling and retailing all types of spare parts including but not limited to tyres, batteries, and accessories, puncture repairs, wheel alignments and adjustments, battery charging, owning vehicles for carrying petroleum products and dry cargo goods and to carry on the safe keeping, clearing, repairing, refuelling and the general care of motor vehicles of whatsoever form of propulsion.
- (o) To carry on any other business which may seem to the company capable of being conveniently carried on in connection with any of the business of the company or calculated directly or indirectly to enhance the value of or render profitable any of the company's properties or rights.
- (p) To acquire and undertake the whole or any part of the business, property and liabilities of any person, firm or company carrying on any business which the company is authorised to carry on, or possess property suitable for the purposes of this company.
- (q) To invest and deal with moneys of the company not immediately required upon each securities and in such manner as may from time to time be determined.
- (r) To adopt such means of making known the products of the company as may seem expedient and in particular by advertising in the press, by circulars, by purchase and exhibition of works, art or interest, by publication of books or periodicals, and by granting prizes, rewards and donations.
- (s) To enter into any arrangements with any Government or authorities (supreme, municipal, local or otherwise) or any corporations, companies or persons having objects that may seem conductive to the company's objects

or any of them, and to obtain from any such Government, authority, corporation, company or person any charters, contracts, decrees, rights, privileges and concessions which the company may think desirable, and to carry out, exercise and comply with any such charters, contracts, decrees, rights, privileges and concessions.

- (t) To enter into partnership or any arrangements for sharing profits, union or interests, corporation, joint venture, reciprocal concession or otherwise with any person, firm or company carrying on or engaged in or about to carry on or engage in any business or transaction which this company is authorised to carry on, or engage in, or any business or transaction capable of being conducted so as directly or indirectly to benefit this company. And to lend money to, guarantee the contracts of, or otherwise assist, any such person, firm or company, and to take or otherwise acquire shares and securities of any such company, and to sell, hold, reissue with or without guarantee or otherwise, deal with the same.
- (u) To promote any other company for the purpose of acquiring all or any of the property, and undertaking, or any of the liabilities of this company, or of undertaking any business or operation which may appear likely to assist or benefit this company, or to enhance the value of property or business of this company and to, and to place or guarantee the placing of, underwrite, subscribe for or otherwise acquire all or any part of the shares or securities of each company as aforesaid.
- (v) To lend and advance money or give credit to such persons, firms or companies and on such terms as may seem expedient, and in particular to customers and others having dealings with the company, and to give guarantee to become surety for any persons, firms or companies for the due payment of money for the performance of any obligations or liabilities.
- (w) To receive money or deposit or loan and to borrow or raise money in such manner as the company shall think fit, and in particular by the issue of debentures, or debenture stock (perpetual or otherwise) and to secure the repayment of any money borrowed, raised or owing by mortgage, charge or lien upon all or any of the property or assets of the company (both present or future) including its uncalled capital and also by a similar mortgage, charge or lien to secure and guarantee the performance by the company or any other person or company of any obligation undertaken by the company as the case may be.
- (x) To draw, make, accept, endorse, discount, execute and issue promissory notes, bills of exchange, bills of lading, warrants, debentures and other negotiable or transferrable instruments.




- (y) To establish and support or aid in the establishment and support of associations, institutions, funds, trusts, and clubs calculated to benefit the employees or ex-employees of the company, or any of its predecessors in business, or of any company which is a subsidiary company of the company or is allied thereto or associated therewith, or dependents or connections of such persons, and to grant or provide pensions and allowances, to make or enter into arrangements for the provisions of policies of life assurance, pensions or other benefits to or for any directors or employees of the company, or any such predecessor or such other company as aforesaid, or the relations, connections or dependents of any such persons, to pay or contribute towards the payment of premiums in respect of any such policies, pensions or benefits, to establish or support funds, trusts and schemes which may be considered calculated to promote such persons or benefits.
- (z) To sell or otherwise dispose of the whole or any part of the business or property of the company, either together or in portions, for such consideration as the company thinks fit, and in particular for shares, debentures, or securities of any company purchasing the same.
- (aa) To purchase or otherwise acquire letters, patents, *brevets d'invention*, concessions, licences, rights and privileges, subject to royalty or otherwise, and whether exclusive or non-exclusive or limited, or any part interest in such letters, patents, *brevets d'invention*, concessions, licences, rights and privileges, whether in East Africa or in any other part of the world.
- (bb) To take all necessary and proper steps with the authorities, national, local, municipal or otherwise, of any place in which the company may have interests, and to carry on any negotiations or operations for the purposes of directly or indirectly carrying out the objects of the company or effecting any modification into the constitution of the company or furthering the interests of its members, and to oppose any steps taken by any other company or person which may be considered likely to, directly or indirectly, to prejudice the interests of the company or its members.
- (cc) To take part in the formation, management, supervision or control of the business or operations of the company, and for that purpose to act as directors, Administrators, Managers, Secretaries or any other capacity and to appoint and remunerate any such directors, administrators, managers, secretaries, or any experts or agents.
- (dd) To procure the registration of the company in or under the laws of any place outside Tanzania.

- (ee) To purchase, sell, subscribe for, underwrite, or otherwise acquire and hold shares, stocks or other interests in, or obligations of any other company or corporation.
- (ff) To distribute among the members of the company in kind any property of the company, and in particular any shares or securities of other companies belonging to the company.
- (gg) To act as agents or brokers and as trustees for any person or company and to undertake and perform sub-contracts and to do all or any of the above in any part of the world, either as principals, agents, trustees, contractors or otherwise and either alone or jointly with others and either by or through agents, sub-contractors, trustees or otherwise.
- (hh) To do all such other things as are incidental or conclusive to the attainment of the above objects or any of them.

And it is hereby declared that the word "company" in this clause, except where used in reference to this company, shall be deemed to include any partnership or other body of persons, whether incorporated or not incorporated, and whether domiciled in Tanzania or elsewhere, and that the intention is that each of the objects set forth in any sub-clause shall not, except where the context expressly so requires, be in any wise limited or restricted by reference to, or inference from the terms of any other sub-clause or by the name of the company. None of such sub-clauses or the objects therein specified or the powers therein conferred shall be deemed subsidiary or auxilliary merely to the objects mentioned in the first sub-clause, but the company shall have full powers to exercise all or any of the powers conferred by any part of this clause and notwithstanding that the business, undertaking, property or acts proposed to be transacted, acquired, dealt with or performed do not fall within the objects of the first sub-clauses of this clause.

4. The liability of the members is limited.
5. The authorised capital of the Company is Tanzanian Shillings Five Million Only (TShs. 5,000,000/=) divided into 100 shares of Tanzanian Shillings Fifty Thousand (TShs. 50,000/=) each.

We, the several persons whose names, addresses and descriptions are subscribed, are desirous of being formed into a company in pursuance of this Memorandum of Association and we respectively agree to take the number of shares in the capital of the Company opposite our respective names.

NAMES, ADDRESSES AND DESCRIPTION	NO. OF SHARES TAKEN	SIGNATURE
1. RASHID ABOUD JUMBE P.O. BOX 19875 DAR ES SALAAM	10	
2. SALIM ABDALLAH SALIM P.O. BOX 7321 DAR ES SALAAM	5	
3. NAZIR KASSAMALI ESMAIL P.O. BOX 19875 DAR ES SALAAM	85	

DATED AT DAR ES SALAAM THIS 21 DAY OF JULY, 2011

SIGNATURE: _____

POSTAL ADDRESS: _____

QUALIFICATION: _____

MOHAMED A. ISMAIL
ADVOCATE NOTARY PUBLIC AND
COMMISSIONER FOR OATHS.
P.O. Box 1553, DAR-ES-SALAAM
TANZANIA.

TANZANIA
Stamp Duty Sta 500/-
PAID ON ORIGINAL
Receipt No. 17593
11/08/2011
Stamp Duty Sta

TANZANIA
Stamp Duty Sta 500/-
PAID ON ORIGINAL
Receipt No. 17593
11/08/2011
Stamp Duty Sta

**THE COMPANIES ACT (CAP 212)
COMPANY LIMITED BY SHARES**

ARTICLES OF ASSOCIATION

OF

CRYSTAL PIER TANZANIA LIMITED

PRELIMINARY

1. In these regulations:

"The Act" means the Companies Act, Chapter 212 of the laws of Tanzania.

When any provision of the Act is referred to, the reference to that provision is a reference to the provision as modified by any laws for the time being in force.

Unless the context otherwise requires, the expression defined in the Act or any statutory modification thereof in force at the date at which these regulations become binding on the company shall have the meaning so defined.

Any words importing the singular shall include the plural and vice versa, and words importing the masculine gender shall include females, and the words importing persons shall include bodies corporate, partnerships, firms, co-operative societies, etc.

The regulations of Table 'A' in the first schedule to the Companies Act (hereinafter called Table 'A') shall apply to the Company, save in so far as they are varied or excluded hereby, but in case of any conflict between the provisions herein, and the provisions under Table 'A' the former shall prevail, and in addition to substitution for or modification of the provisions of Table 'A' the following shall be the regulations of the company:

A PRIVATE COMPANY

2. The Company is a Private Company and accordingly:

- a) The right to transfer shares is restricted in the manner hereinafter prescribed.
- b) The number of members of the company (exclusive of persons who are in the employment of the company and of persons who, having been formally in the employment of the company were in such employment and have continued after the determination of such employment to be members of the company) is limited to fifty; provided that where two or more persons hold one or more shares in the company jointly, they shall for the purpose of this regulation be treated as a single member.
- c) Any invitation to the public to subscribe for any shares or debentures of the company is prohibited.
- d) The company shall not have power to issue shares or warrants to bearer.

TRANSFER OF SHARES

- 3. The Directors may, in their discretion, and without assigning any reason therefor, refuse to register the transfer of any share to any person who in their opinion is undesirable to be admitted to membership.
- 4. Subject to Clauses 2 and 3 hereof, the right of members to transfer their shares shall be restricted as follows:
 - a) No shares shall be transferred to a person who is not a member so long as there is a member or any person selected by the Directors as one who is desirable in buying the shares. All share transfers shall be confirmed by the Board of Directors.
 - b) Every shareholder or trustee in bankruptcy, or any person who may desire to sell or transfer any such share and every personal representative of a deceased shareholder shall give notice in writing to the Directors that he desires to make such sale or transfer. Such notice shall constitute the Board of Directors or any member or members of the company at a price to be agreed upon between the party giving such notice and the Board, or in case of difference to be determined by the auditor of the company.
 - c) Upon the price of such shares being agreed upon or determined as per Clause (b) above, the Board shall forthwith give notice to such of the shareholders other than the shareholders desiring to sell or transfer the said shares stating the number and the price of such shares and inviting the

persons to whom such notice is sent to state within 21 days from the date of such notice whether he is willing to purchase any, and if so, what maximum number of shares. Such shares shall be sold by way of distribution among the shareholders (if more than one) who shall have expressed their desire to purchase the same and as far as may be on *pro-rata* basis according to the number of shares held by them respectively, or if there be only one such shareholder, the whole of such shares, provided that no one shall be obliged to take more than the maximum of such shares stated in his answer to the said notice.

Upon such apportionment being made or such one shareholder notifying his intention to purchase, as the case may be, the party desiring to sell or transfer such shares shall be bound upon payment of the said price to transfer the shares to the respective shareholders or to the single shareholder who shall have agreed to purchase the same.

GENERAL MEETING

NOTICE OF GENERAL MEETING AND PROCEEDINGS AT GENERAL MEETING

5. Articles 39 to 53 of Table 'A' shall apply subject to the following variations:
 - a) A general meeting, ordinary or extraordinary, may with the consent in writing of all members, be convened on a shorter notice than seven days or without notice.
 - b) Two members, present either personally or by proxy, shall form a quorum.
 - c) Any ordinary resolution of the company determined without any general meeting and evidenced in writing by the hands of the majority of the Directors and of the members of the company holding three-fourths of the issued shares of the company shall be valid and effectual as an ordinary resolution duly passed at a general meeting of the company.

DIRECTORS

6.
 - a) Until otherwise determined by the company in general meeting the Directors shall not be less than two and not more than seven in number.
 - b) The following persons shall be the first Directors of the company:

1. NAZIR KASSAMALI ESMAIL
 2. RASHID ABOUD JUME
 3. SALIM ABDALLAH SALIM
-
7. The shareholding qualification for Directors may be fixed by the company in general meeting, but unless and until so fixed no qualification shall be required.
 8. The quorum of Directors for transacting business shall, unless otherwise fixed by the Directors, be two.
 9. A resolution in writing signed by all the Directors then in Tanzania shall be valid and effectual as if it had been passed at a meeting of Directors duly called and constituted.
 10. The Directors may from time to time borrow or raise any moneys for the purposes of the company which may exceed the issued share capital of the company.

BORROWING POWERS

11. The Directors may raise or borrow for the purposes of the company's business any sum or sums of moneys as they think fit and they may secure the repayment of or raise any such sum or sums as aforesaid by mortgage or charge upon the whole or any part of the property and assets of the company, present and future, including its uncalled or unissued capital or by the issue, at such price as they may think fit, of bonds or debentures, either charged upon the whole or any part of the property and assets for the company, or not charged, or in such other way as the Directors may think expedient.

ALTERNATE DIRECTORS

12. Each Director may nominate a person, who shall be approved of in writing by the other Directors, to act as an alternate in his place during his absence from Tanzania or inability to act as such Director. Such Alternate Director shall be subject in other respects to the terms and conditions existing with reference to the Directors of the company, and such Alternate Director when acting shall exercise and discharge all the duties and functions of the Director whom he represents and in the case of an Alternate Director being unable to act during the absence or inability to act as the Director whom he represents, he may, subject to the like

approval of the other Directors, appoint a duly qualified person to act in his place.

SECRETARY

13. The Secretary shall be appointed by the Board for such terms, at such remuneration and upon such conditions as it may think fit, and any Secretary so appointed may be removed by the Board.

WINDING UP




14. With the sanction of the special resolution of the shareholders, any part of the assets of the company including any shares in other companies may be divided between the members of the company in specie or may be vested in a trustee for the benefit of such members and the liquidation of the company may be closed and the company dissolved but so that no member shall be compelled to accept any shares whereupon there is any liability.

INDEMNITY

15. Every Director, Managing Director, Secretary, Agent, Auditor and other officer for the time being of the company shall be entitled to be indemnified by the company against any liability incurred by him in defending any proceedings, whether criminal or civil, in which judgment is given in his favour or in which he is acquitted or which is in connection with application (under section 245 of the Act) in which he is granted relief by the court.


ALTERATIONS OR ADDITIONS

16. Subject to the provisions of the Act and to those contained in the Memorandum of Association, the company may by Special Resolution make alterations or additions to the Articles of Association and any such alteration or addition so made shall be as valid and effectual as if originally contained in these Articles and be subject in like manner to alteration by Special Resolution.

NAMES, ADDRESSES AND DESCRIPTION	NO. OF SHARES TAKEN	SIGNATURE
1. RASHID ABOUD JUMBE P.O. BOX 19875 DAR ES SALAAM	10	
2. SALIM ABDALLAH SALIM P.O. BOX 7321 DAR ES SALAAM	5	
3. NAZIR KASSAMALI ESMAIL P.O. BOX 19875 DAR ES SALAAM	85	

DATED AT DAR ES SALAAM THIS 21st DAY OF JULY, 2011


SIGNATURE: _____




POSTAL ADDRESS: _____

QUALIFICATION: _____

MOHAMED A. ISMAIL
ADVOCATE NOTARY PUBLIC AND
COMMISSIONER FOR OATHS.
P.O. Box 1553, DAR-ES-SALAAM
TANZANIA.





Crystal Pier (T) Ltd.
Cost Forecast

	2011												Total
	Jan	Feb	Mar	Apr	May	Jun	Jul	Aug	Sep	Oct	Nov	Dec	
Octopus (Tonnes)	0	0	0	0	0	0	0	17,572	20,277	30,000	30,000	30,000	
Octopus @ \$3.33/kg								58,515	67,521	99,900	99,900	99,900	425,736
													0
													0
								58,515	67,521	99,900	99,900	99,900	425,736

0
Cost Forecast

	2012												Total
	Jan	Feb	Mar	Apr	May	Jun	Jul	Aug	Sep	Oct	Nov	Dec	
Octopus (Tonnes)	30,000	30,000	30,000	40,000	40,000	40,000	40,000	40,000	40,000	50,000	50,000	50,000	
Octopus @ \$3.33/kg	99,900	99,900	99,900	133,200	133,200	133,200	133,200	133,200	133,200	166,500	166,500	166,500	1,598,400
													0
													0
	99,900	99,900	99,900	133,200	133,200	133,200	133,200	133,200	133,200	166,500	166,500	166,500	1,598,400

Crystal Pier (T) Ltd.
Projected Statement of Cash Flows
For Year One

(Unaudited)

Month	2011											
	Jan	Feb	Mar	Apr	May	Jun	Jul	Aug	Sep	Oct	Nov	Dec
	\$	\$	\$	\$	\$	\$	\$	\$	\$	\$	\$	\$
Operating Activities												
Net income (loss) for the period	(173)	(242)	(346)	(7,218)	(4,313)	(8,463)	(17,302)	852	1,063	11,941	11,111	11,111
Add: items not affecting cash												
Depreciation and amortization	208	292	417	417	417	417	667	833	833	833	833	833
	35	50	71	(6,801)	(3,896)	(8,046)	(16,636)	1,686	1,897	12,775	11,945	11,945
Accounts Receivable	-	-	-	(3,000)	(3,500)	-	6,500	(83,379)	(12,745)	(46,037)	150	150
Inventory	-	-	-	-	-	-	-	(88)	(101)	(150)	(150)	(150)
Prepaid Expenses	(15,000)	-	-	-	1	-	1	1	-	-	-	-
Accounts Payable	-	-	-	-	-	-	-	2,926	450	1,619	-	-
Shareholder Loans	88,000	-	7,000	-	-	-	55,000	100,000	-	50,000	-	-
Income Taxes Payable	(35)	(50)	(71)	(1,478)	(883)	(1,733)	(3,544)	175	218	2,446	2,276	2,276
Net change in non-cash working capital	72,965	(50)	6,929	(4,478)	(4,382)	(1,733)	57,957	19,634	(12,178)	7,878	2,276	2,276
Cash (applied) provided by operating activities	73,000	-	7,000	(11,280)	(8,279)	(9,780)	41,321	21,320	(10,282)	20,653	14,220	14,220
Financing Activities												
Working Capital requirement	100	-	-	-	-	-	-	-	-	-	-	-
Increase in long-term debt	-	-	-	-	-	-	-	-	-	-	-	-
Repayment of long-term debt	-	-	-	-	-	-	-	-	-	-	-	-
Cash (applied) provided by financing activities	100	-	-	-	-	-	-	-	-	-	-	-
Investing Activities												
Purchase of Leaseholds	-	-	-	-	-	-	-	-	-	-	-	-
Purchase of capital assets	25,000	10,000	15,000	-	-	-	30,000	20,000	-	-	-	-
Addition to capital assets - installation costs	-	-	-	-	-	-	-	-	-	-	-	-
Cash (applied) provided by investing activities	25,000	10,000	15,000	-	-	-	30,000	20,000	-	-	-	-
Increase (decrease) in cash	48,100	(10,000)	(8,000)	(11,280)	(8,279)	(9,780)	11,321	1,320	(10,282)	20,653	14,220	14,220
Cash Balance, beginning of period	-	48,100	38,100	30,100	18,820	10,542	762	12,083	13,404	3,122	23,775	37,995
Cash Balance, end of period	48,100	38,100	30,100	18,820	10,542	762	12,083	13,404	3,122	23,775	37,995	52,215

Crystal Pier (T) Ltd.
Projected Statement of Income and Expenses
For Year One

(Unaudited)

Month	2011												Total
	Jan	Feb	Mar	Apr	May	Jun	Jul	Aug	Sep	Oct	Nov	Dec	
	\$	\$	\$	\$	\$	\$	\$	\$	\$	\$	\$	\$	\$
SALES	\$0	\$0	\$0	\$3,000	\$6,500	\$6,500	\$0	\$83,467	\$96,313	\$142,500	\$142,500	\$142,500	\$623,280
Less Discounts	-	-	-	-	-	-	-	-	-	-	-	-	0
	0	0	0	3,000	6,500	6,500	0	83,467	96,313	142,500	142,500	142,500	623,280
COST OF SALES													
Inventory, beginning	0	0	0	0	0	0	0	0	88	189	339	489	0
Purchases	0	0	0	0	0	0	0	58,515	67,521	99,900	99,900	99,900	425,736
Inventory, ending	0	0	0	0	0	0	0	88	189	339	489	639	639
	0	0	0	0	0	0	0	58,427	67,419	99,750	99,750	99,750	425,096
GROSS MARGIN	0	0	0	3,000	6,500	6,500	0	25,040	28,894	42,750	42,750	42,750	198,184
	0.00%	0.00%	0.00%	100.00%	100.00%	100.00%	0.00%	30.00%	30.00%	30.00%	30.00%	30.00%	31.80%
OPERATING EXPENSES													
Hydro	-	-	-	2,000	2,000	2,000	2,000	2,000	3,000	3,000	3,000	3,000	22,000
Diesel	-	-	-	1,500	1,500	1,500	1,500	1,500	1,500	1,500	1,500	1,500	13,500
Company Insurance	-	-	-	200	200	200	200	200	200	200	200	200	1,800
Cargo Insurance	-	-	-	-	-	-	400	400	400	400	400	400	2,400
Car Insurance	-	-	-	180	180	180	180	180	180	180	180	180	1,617
Internet	-	-	-	50	50	50	50	50	50	50	50	50	450
Bank Fees	-	-	-	100	100	100	100	100	100	100	100	100	900
Security	-	-	-	350	350	350	350	350	350	350	350	350	3,150
Rent	-	-	-	4,000	4,000	4,000	4,000	4,000	4,000	4,000	4,000	4,000	36,000
Ice	-	-	-	1,500	1,500	1,500	1,500	1,500	1,500	1,000	1,000	1,000	12,000
Employee Wages	-	-	-	1,400	1,400	1,400	1,400	1,400	2,000	2,000	3,000	3,000	17,000
Misc. Payments	-	-	-	-	-	-	400	400	400	400	400	400	2,400
Truck - Lease	-	-	-	-	-	-	-	1,500	1,500	1,500	1,500	1,500	7,500
Transportation	-	-	-	-	-	-	-	500	500	500	500	500	2,500
Hotel & Housing	-	-	-	-	-	5,000	5,000	5,000	5,000	5,000	5,000	5,000	35,000
Management - Rashid	-	-	-	-	-	-	1,000	1,000	1,750	1,750	1,750	1,750	9,000
Management - Salim	-	-	-	-	-	-	500	500	1,000	1,750	1,750	1,750	7,250
Management - John Prosper	-	-	-	-	-	-	600	600	750	750	750	750	4,200
Management - Samuel	-	-	-	-	-	-	-	-	600	600	600	600	2,400
Management - John Engineer	-	-	-	-	-	-	-	1,000	1,000	1,000	1,000	1,000	5,000
Management - Msume	-	-	-	-	-	-	1,000	1,000	1,000	1,500	1,500	1,500	7,500
Exec Management - Nazir	-	-	-	-	-	-	-	-	-	-	-	-	0
Exec Management - Navroz	-	-	-	-	-	-	-	-	-	-	-	-	0
Travel Expenses	-	-	-	-	-	-	-	-	-	-	-	-	0
	-	-	-	11,280	11,280	16,280	20,180	23,180	26,780	27,530	28,530	28,530	193,567
EARNINGS BEFORE INCOME													
TAXES AND DEPRECIATION (EBITDA)	-	-	-	(8,280)	(4,780)	(9,780)	(20,180)	1,860	2,114	15,220	14,220	14,220	4,617
Interest	-	-	-	-	-	-	-	-	-	-	-	-	-
Depreciation and amortization	208	292	417	417	417	417	667	833	833	833	833	833	7,000
EARNINGS (LOSS) BEFORE INCOME													
TAXES (EBIT)	(208)	(292)	(417)	(8,696)	(5,196)	(10,196)	(20,846)	1,027	1,281	14,387	13,387	13,387	(2,383)
INCOME TAXES (REFUND)	(35)	(50)	(71)	(1,478)	(883)	(1,733)	(3,544)	175	218	2,446	2,276	2,276	(405)
NET EARNINGS OR (LOSS)	(173)	(242)	(346)	(7,218)	(4,313)	(8,463)	(17,302)	852	1,063	11,941	11,111	11,111	(1,978)
RETAINED EARNINGS (DEFICIT), beginning	-	(173)	(415)	(761)	(7,979)	(12,292)	(20,755)	(38,057)	(37,205)	(36,141)	(24,200)	(13,089)	-
RETAINED EARNINGS (DEFICIT), ending	(173)	(415)	(761)	(7,979)	(12,292)	(20,755)	(38,057)	(37,205)	(36,141)	(24,200)	(13,089)	(1,978)	(1,978)

Crystal Pier (T) Ltd.
Projected Balance Sheet
End of Year One

(Unaudited)

Month	2011											
	Jan	Feb	Mar	Apr	May	Jun	Jul	Aug	Sep	Oct	Nov	Dec
ASSETS												
Current Assets												
Cash & Short term investment	\$ 48,100	\$ 38,100	\$ 30,100	\$ 18,820	\$ 10,541	\$ 761	\$ 12,082	\$ 13,402	\$ 3,120	\$ 23,773	\$ 37,992	\$ 52,212
Accounts Receivable	0	0	0	3,000	6,500	6,500	0	83,379	96,124	142,161	142,011	141,861
Inventory	0	0	0	0	0	0	0	88	189	339	489	639
Prepaid Expenses	15,000	15,000	15,000	15,000	15,000	15,000	15,000	15,000	15,000	15,000	15,000	15,000
	63,100	53,100	45,100	36,820	32,041	22,261	27,082	111,869	114,433	181,273	195,492	209,712
Capital Assets												
Capital Assets	25,000	35,000	50,000	50,000	50,000	50,000	80,000	100,000	100,000	100,000	100,000	100,000
Accumulated Depreciation	208	500	917	1,333	1,750	2,167	2,833	3,667	4,500	5,333	6,167	7,000
	24,792	34,500	49,083	48,667	48,250	47,833	77,167	96,333	95,500	94,667	93,833	93,000
TOTAL ASSETS	87,892	87,600	94,183	85,487	80,291	70,094	104,249	208,202	209,933	275,939	289,325	302,712
LIABILITIES												
Current Liabilities												
Bank line of credit	-	-	-	-	-	-	-	-	-	-	-	-
Accounts Payable	-	-	-	-	-	-	-	2,926	3,376	4,995	4,995	4,995
Income taxes payable	(35)	(85)	(156)	(1,634)	(2,518)	(4,251)	(7,795)	(7,620)	(7,402)	(4,957)	(2,681)	(405)
Current portion - Long-Term Debt	0	0	0	0	0	0	0	0	0	0	0	0
	-35	-85	-156	-1,634	-2,518	-4,251	-7,795	-4,694	-4,026	38	2,314	4,590
Shareholders' Advances	88,000	88,000	95,000	95,000	95,000	95,000	150,000	250,000	250,000	300,000	300,000	300,000
Long Term Debt	0	0	0	0	0	0	0	0	0	0	0	0
	87,965	87,915	94,844	93,366	92,482	90,749	142,205	245,306	245,974	300,038	302,314	304,590
EQUITY												
Paid in Capital	100	100	100	100	100	100	100	100	100	100	100	100
Retained Earning (Deficit)	(173)	(415)	(761)	(7,979)	(12,292)	(20,755)	(38,057)	(37,205)	(36,141)	(24,200)	(13,089)	(1,978)
	(73)	(315)	(661)	(7,879)	(12,192)	(20,655)	(37,957)	(37,105)	(36,041)	(24,100)	(12,989)	(1,878)
TOTAL LIABILITIES AND EQUITY	87,892	87,600	94,183	85,487	80,291	70,094	104,248	208,201	209,932	275,938	289,325	302,712
	0	0	0	0	0	0	1	1	1	1	0	0