


ANIMAL CARE CO LIMITED

P.O.BOX 55010
DAR-ES-SALAAM

REPORT AND FINANCIAL STATEMENTS
FOR THE YEAR ENDED 31ST DECEMBER, 2018



TaxMax Financial & Management Consultants
Certified Public Accountants
taxmaxconsultants@gmail.com
P.o.box 45156
+255713459092/+255773295106
Dar es salaam
Tanzania

ANIMAL CARE COMPANY LIMITED
P.O.BOX 55010 DAR ES SALAAM

REPORTS AND FINANCIAL STATEMENTS
FOR THE YEAR ENDED 31st DECEMBER 2018



CONTENTS

Corporate Information	1
Report of the Directors	2-4
Directors Responsibilities	5
Report of the Auditor	6-7
Statement of Profit or Loss and other Comprehensive Income	8
Statement of Financial Position	9
Cash Flow Statement	10
Statement of Change in Equity	11
Accounting Policies	12-15
Notes to the Financial statements	16-21

ANIMAL CARE COMPANY LIMITED
P.O. BOX 5510, DAR ES SALAAM

REPORT AND FINANCIAL STATEMENTS
FOR THE YEAR ENDED 31ST DECEMBER 2018

Directors

Mr Hafidhi Hamdoon Mansor
Mr Adil Hamdoon Mansor



Registered Office

P.O.Box 5510
Ubungo, Traffic Lights
Kinondoni, Municipality
Dar Es Salaam

Accountants

TaxMax Financial & Management Consultants
Certified Public Accountants
Authorised Auditors & Tax Consultants
P.O.Box 45156
Dar-es-Salaam

Principal Bankers

I & M Bank (T) Limited
Main Branch, P O Box 1509,
Dar Es Salaam
Phone :255 -22 -2117700/ Fax 2118750
Email: invest@imbank.co.tz

National Bank of Commerce
Branch Ubungo
P.O.Box 9780
Dar es Salaam

Kenya Commercial Bank (KCB)
P.O.Box
Mlimani Branch
Dar es Salaam

Crdb Bank
Dar es Salaam

ANIMAL CARE CO LTD
ANNUAL REPORT AND FINANCIAL STATEMENTS
FOR THE YEAR ENDED 31st DECEMBER, 2018



DIRECTORS REPORT

1. The Directors have a pleasure in presenting their report together with the financial statements for the year ended 31st, December 2018, which disclose the state of affairs of the Company.

2. INCORPORATION

The Company is incorporated in Tanzania under the companies Act as a private Company limited by shares.

3. PRINCIPAL ACTIVITIES

The principal activities of Company include of selling of Chemicals and Raw materials. During the year under review there have been significant changes in the Company activities as Company stops Production of Chicken feeds and resume the same in August 2017.

The annual turnover achieved during the year was TZS 12,042,071,211 as compared to TZS 9,582,418,067 realized in the previous financial year.

4. DIVIDENDS

The Directors of the Company do not recommend any dividends for the year.

5. CORPORATE GOVERNANCE

The Directors believe that high standard of corporate governance directly influence the confidence of the organization's stakeholders and investor. The Directors recognize the importance of integrity, transparency and responsibility.

6. DIRECTORS

The Directors of the Company at the date of this report all of whom have served the board from 2012 were:

<u>Name</u>	<u>Nationality</u>	<u>Position Held</u>
Mr Hafidh Hamdoon Mansoor	Tanzanian	Director
Ms Adil Hamdoon Mansoor	Tanzania	Director

7. MANAGEMENT

The Management of the Company is vested in the Board of Directors, while the Managing Director is the overall in-charge of the Company and monitors the day to day implementation of its assigned activities with its departments as stipulated here under:

1. Finance & Administration Department
2. Operation Department



8. STAFF WELFARE

(a) Medical

The directors provides for incidental medical treatment expenses arising in the course of their duties.

(b) Financial assistance to employees

The directors give financial assistance to employees in form of loans and advances depending on the financial ability of the company.

c) Employee Benefits

The Company contributes additional 10% of gross emoluments to a pension scheme administered by the National Social Security Fund (NSSF) on top of the same magnitude of contribution deducted from the employee's earnings.

9. RISK MANAGEMENT AND INTERNAL CONTROL

The Board accepts final responsibility for the risk management and internal control systems of the Company. It is the task of Management to ensure that adequate internal financial and operational control system are developed and maintained on an ongoing basis in order to provide reasonable assurance regarding:

- The effectiveness and efficiency of operations
- The safeguarding of the company's assets;
- Compliance with applicable laws and regulations;
- The reliability of accounting records;
- Business sustainability under normal as well as adverse conditions;
- Responsible behavior towards all stakeholders

10. SOLVENCY

The Board of Directors confirms that applicable accounting standards have been followed and that the financial statements have been prepared on a going concern basis. The Board of Directors has reasonable expectation that ANIMAL CARE COMPANY LIMITED has adequate resources to continue in operational existence for the foreseeable future as a going concern.

11. ADMINISTRATIVE EFFICIENCY.

Payments of all statutory dues such as Pay as you Earn (PAYE), Skills Development Levy (SDL) were remitted promptly to the relevant Authorities.



12. AUDITORS

M/S TaxMax Financial and Management Consultants were appointed Auditors of the Company and are willing to continue in office once re-appointed.

BY ORDER OF THE BOARD

A handwritten signature in blue ink, appearing to be "P. ...", written over a horizontal line.

.....
BOARD CHAIRMAN

.....
DATE

.....
DIRECTOR

.....
DATE

ANIMAL CARE CO LTD
ANNUAL REPORT AND FINANCIAL STATEMENTS
FOR THE YEAR ENDED 31st DECEMBER, 2018



STATEMENT OF DIRECTORS RESPONSIBILITY

The Companies Act, Cap 212 Act No.12 of 2002 requires the Directors to prepare financial statements for each financial year that give a true and fair view of the state of affairs of the company as at the end of the financial year and of its profit or loss and cash flow statement for the financial year then ended. It also requires the Directors to ensure that the Company keeps proper accounting records that disclose, with reasonable accuracy, the financial position of the company. They are also responsible for safeguarding the assets of the company.

The Directors of the Company who have considered all statements of fact and opinion, and individually and collectively accept full responsibility for the accuracy of the information given in the financial statements, which have been prepared using appropriate accounting policies supported by reasonable and prudent judgments and estimates, in conformity with generally accepted accounting principles and the requirements of the Companies Act, Cap 212 Act No.12 of 2002. The Directors further declare that, to the best of their knowledge and belief, there are no any other facts, the omission of which would make any statements in these financial statements misleading.

The Directors further accept responsibility for the maintenance of accounting records that may be relied upon in the preparation of financial statements, as well as designing, implementing and maintaining internal control systems relevant to the preparation and fair presentation and disclosure in the financial statements all material facts that are free from misstatement and/or misrepresentation.

The Directors are of the opinion, based on the information and explanations given by Management that the system of internal control provides reasonable assurance that the financial records may be relied on for the preparation of the financial statements. However, any system of internal financial control can provide only reasonable, and not absolute, assurance against material misstatement or loss.

As Auditors we are not required our audit cannot be relied upon to disclose all such matters. The responsibility for detecting and/or preventing fraud or irregularities rests with the Board of Directors, which is also responsible for maintenance of an adequate system of internal controls to support the report presented on page 6 to 7.

Nothing has come to the attention of the Directors to indicate that the Company will not remain a going concern for at least twelve months from the date of this statement.

BOARD CHAIRMAN

DIRECTOR

A handwritten signature in black ink, appearing to be a stylized 'R' or similar character, written over a horizontal line.

Date.....

Financial & Management
Consultants

TaxMax Financial Management Consultants
Members of the Institute of Chartered Accountants of Tanzania
P.O. Box 45156 Dar es Salaam, Tanzania
Mob. +255 713 295 106 -255 713 459 092
Email: taxmaxconsultants@gmail.com

Authorised Auditors & Tax Consultants

ANIMAL CARE COMPANY LIMITED
P.O. BOX 55010
DAR ES SALAAM.



PRACTITIONER'S COMPILATION REPORT
FOR THE YEAR ENDED 31ST DECEMBER, 2018

We have examined and compiled the accompanying financial statements of ANIMAL CARE COMPANY LIMITED of Dar es Salaam based on the information's you have provided. These financial statements comprise the statement of financial position of ANIMAL CARE COMPANY LIMITED as at 31st December, 2017, the statement of comprehensive income, statement of owner's Capital and statement of cash flows for the year then ended, and a summary of significant accounting policies and other explanatory information.

We performed this compilation engagement in accordance with international standards on related services 4410(revised), Compilation engagements,

Respective Responsibilities of the Directors and Accountants.

The Directors of the Company are responsible for completeness and accuracy of the underlying data and complete disclosure of all material and relevant information to the Accountants, for maintaining adequate accounting and other records and internal controls and selecting and applying appropriate accounting policies, for preparation and presentation of the Financial Statements in accordance with applicable laws and regulations, for establishing controls to safeguard the assets of the entity and preventing and detecting frauds or other irregularities and for establishing controls for ensuring that the activities of the entity are carried out in accordance with applicable laws and regulations and preventing and detecting any noncompliance.


These financial statement and the accuracy and completeness of the information used to compile them are you responsibility.

We have obtained all the information and explanations which to the best of our knowledge and belief were necessary for the purposes of our compilation.


Subject to the foregoing remarks, these financial statements are in conformity with the books and accounting records of the entity.

Report on Other Laws and Regulations Requirements

As required by the Companies Act, CAP 212 Act No. 12 of 2000, we are required to report to you if, in our opinion, the Directors' Report is not consistent with the financial statements, if the company has not kept proper accounting records, if the Company's financial statements are not in agreement with the accounting records, if we have not received all the information and explanations we required for our audit, or if information specified by law regarding Directors' remuneration and transactions with the Company is not disclosed. In respect of the foregoing requirements, except for the basis of opinion paragraph above and we have no other matters to report.



A handwritten signature in black ink that reads "Abdulkarim Ally Hamis".



Abdulkarim Ally Hamis

For TaxMax Financial & Management Consultants

Certified Public Accountants

Dar es Salaam

Date: 11/02/2019

ANIMAL CARE COMPANY LIMITED
P.O.BOX 55010, DAR ES SALAAM

REPORT AND FINANCIAL STATEMENTS
FOR THE YEAR ENDED 31ST DECEMBER 2018

STATEMENT OF PROFIT OR LOSS AND OTHER COMPREHENSIVE INCOME



	2018 TZS	2017 TZS
TURNOVER		
Sales	12,042,071,211	9,371,497,104
COST OF SALES		
Cost of Sales	10,899,359,576	8,521,109,691
GROSS PROFIT/(GROSS LOSS)	1,142,711,635	850,387,413
OPERATING EXPENDITURE		
Employment	354,439,983	316,791,673
Administration	365,615,454	214,713,320
Selling	39,017,214	28,701,011
Depreciation Charges	220,676,766	116,803,398
Financial	61,136,532	91,010,806
	<u>1,040,885,950</u>	<u>768,020,209</u>
PROFIT BEFORE TAXATION	101,825,685	82,367,205
Taxation current year	30,547,705	24,710,161
Taxation for previous year	22,708,088	22,549,865
Profit /(Loss) After Taxation	48,569,891	35,107,178
Profit/(Loss) Retained for the year	48,569,891	35,107,178

ANIMAL CARE COMPANY LIMITED
P.O.BOX 55010, DAR ES SALAAM

REPORT AND FINANCIAL STATEMENTS
FOR THE YEAR ENDED 31ST DECEMBER 2018

STATEMENT OF FINANCIAL POSITION

	NOTES	2018 TZS	2017 TZS
FIXED ASSETS			
Plants & Machineries	10	1,692,353,683	962,231,717
CURRENT ASSETS:			
Debtors	11	415,799,052	49,881,100
Bank & Cash	12	16,273,530	414,060,798
Stocks	1-5	2,310,720,010	2,144,337,500
TOTAL CURRENT ASSETS:		<u>2,742,792,592</u>	<u>2,608,279,398</u>
TOTAL ASSETS		<u><u>4,435,146,275</u></u>	<u><u>3,570,510,844</u></u>

REPRESENTED BY:

CAPITAL EMPLOYED:

Capital Account		500,000,000	500,000,000
Reserves		231,494,361	182,924,469
Revaluation		594,548,000	594,548,000
TOTAL		<u>1,326,042,361</u>	<u>1,277,472,469</u>

CURRENT LIABILITIES:

Trade Creditors	12	1,786,393,841	1,355,487,954
Accued Liabilites	12	23,020,025	36,744,646
Bank Loan		1,288,342,342	894,995,612
Taxation		11,347,705	5,810,162
TOTAL CURRENT LIABILITIES:		<u>3,109,103,913</u>	<u>2,293,038,374</u>
TOTAL EQUITY AND LIABILITIES		<u><u>4,435,146,275</u></u>	<u><u>3,570,510,844</u></u>

The financial statements on pages 8 to 21 were approved by Board of Directors
Notes on page 10 to 14 Form an integral part of financial statements
Report of Independent Auditors's on page 4

Director

Director

Date.....

Date.....



ANIMAL CARE COMPANY LIMITED
P.O.BOX 55010, DAP ES SALAAM

REPORT AND FINANCIAL STATEMENTS
FOR THE YEAR ENDED 31ST DECEMBER 2017



STATEMENT OF CASH FLOW	2018	
	TZS	
Profit / (loss) before taxation	101,825,685	
Adjustment for:		
Depreciation	220,676,766	116,803,398
Operating profit / (loss) before working capital changes	322,502,451	199,170,603
Working capital changes		
Stocks	(166,382,510)	(245,650,979)
Debtors	(365,917,952)	316,512,450
Creditors	430,905,887	104,930,515
Accrued & Other Liabilities	(13,724,621)	(10,229,534)
Net working capital changes	(115,119,196)	165,562,452
Cash generated from operations	207,383,255	364,733,055
Taxation	(47,718,250)	(73,416,878)
Net Cash flow from operating activities	159,665,005	291,316,177
Cash flow from Investing Activities		
Purchase of Fixed Assets	(950,799,004)	(100,360,132)
	(950,799,004)	(100,360,132)
Cash flow from Financing Activities		
Increase in Capital	-	-
Bank loan	393,346,730	208,925,006
	393,346,730	208,925,006
Cash and Cash Equivalents		
Net Increase / (Decrease)	(397,787,268)	399,881,052
At the beginning of the year	414,060,798	14,179,746
At the end of the year	16,273,530	414,060,798

The financial statements on pages 6 to 14 were approved by Board of Directors
Notes on page 10 to 14 Form an integral part of financial statements
Report of Independent Auditors's on page 4

Director

Director

Date.....

Date.....

ANIMAL CARE COMPANY LIMITED
P.O.BOX 55010, DAR ES SALAAM

REPORT AND FINANCIAL STATEMENTS
STATEMENT OF CHANGE IN EQUITY

FOR THE YEAR ENDED 31ST DECEMBER 2018



	Share Capital	Retained Earnings	Total
Balance as at 1st January 2016	500,000,000	172,189,380	672,189,380
Profit/Loss for the Period		(24,372,089)	(24,372,089)
Balance as at 31st December 2016	<u>500,000,000</u>	<u>147,817,291</u>	<u>647,817,291</u>
Balanace as at 1st January 2017	500,000,000	147,817,291	647,817,291
Profit /Loss for the Period		35,107,178	35,107,178
Balance as at 31st December 2017	<u>500,000,000</u>	<u>182,924,469</u>	<u>682,924,469</u>
Balanace as at 1st January 2018	500,000,000	182,924,469	682,924,469
Profit /Loss for the Period		48,569,891	48,569,891
Balance as at 31st December 2018	<u>500,000,000</u>	<u>231,494,361</u>	<u>731,494,361</u>

ANIMAL CARE COMPANY LIMITED
P.O.BOX 55010, DAR ES SALAAM

REPORT AND FINANCIAL STATEMENTS
FOR THE YEAR ENDED 31ST DECEMBER 2018



NOTES

1. PRINCIPAL ACCOUNTING POLICIES.

The principal accounting policies adopted in the preparation of these financial statements are set out below. These policies have been consistently applied to all years presented, unless otherwise stated.

(a) Basis of Preparation

The financial statements are prepared in compliance with international Financial Reporting Standards (IFRS). The measurement basis applied is the historical cost basis, except where otherwise stated in the accounting policies below. The financial statements are presented in Tanzania Shillings (T.Shs) rounded to the nearest thousand.

(b) Significant accounting judgements, estimates and assumptions

The preparation of financial statements in conformity with IFRS requires the use of estimates and assumptions. It also requires management to exercise its judgement in the process of applying the company's accounting policies. Estimates and underlying assumptions are reviewed on an ongoing basis. Revisions to accounting estimates are recognized in the year in which the estimate is revised and in any future periods affected.

(c) Revenue Recognition

Revenue comprises the fair value of the consideration received and receivable for services rendered in the ordinary course of the company's activities. The Company is exempted from VAT

Sales of services are recognised in the period in which the services are rendered, by reference to completion of the specific transaction assessed on the basis of the actual service provided as a proportion of the total services to be provided.

(d) Functional currency and translation of foreign currencies

Transactions are recorded on initial recognition in Tanzania Shillings being the currency of the primary economic environment in which the company operates (the functional currency). Transactions in foreign currencies are converted into Tanzania Shillings using the exchange rates prevailing at the dates of the transactions. Foreign exchange gains and losses resulting from the settlement of such transactions and from the translation at year end exchange rates of monetary assets and liabilities denominated in foreign currencies are recognised in the profit and loss account.

(e) Property, plant and equipment

Depreciation is calculated using the reducing balance method to write down their cost or revalued amounts to their residual values over their estimated useful lives, as follows;

Land & buildings	5%
Computer IT	37.5%
Machinery	25%
Furniture and fittings	12.5%
Generator	25%



The assets residual values and useful lives are reviewed, and adjusted if appropriate, at each balance sheet dated.

Increase in the carrying amount arising on revaluation are credited to a revaluation surplus reserve in equity. Decreases that offset previous increases of the same asset are charged against the revaluation surplus; all other decreases are charged to the profit and loss account. Each year the different between depreciation based on the revalued carrying amount of the asset (the depreciation charged to the profit and loss account) and depreciation based on the assets original cost is transferred from the revaluation surplus to retained earnings.

Property, plant and equipment are reviewed for impairment whenever events or changes in circumstances indicate that the carrying amount may not be recoverable. An impairment loss is recognised for the amount by which the assets carrying amount exceeds its recoverable amount is the higher of an assets fair value less costs to sell and value in use. For the purpose of assessing impairment, assets are grouped at the lowest levels for which there are separately identifiable cash flows (cash-generating units).

Gains and losses on disposal of property, plant and equipment are determined by reference to their carrying amounts and are taken into account in determining operating profit

On disposal of revalued assets, amounts in the revaluation surplus relating to that asset are transferred to retained earnings.

(f) Accounting for leases

Lease in which a significant portion of the risks and rewards of ownership are retained by the lessor are classified as operating leases. Payments made under operating leases are to the profit and loss account on a straight-line basis over the period of the lease.

(g) Inventories

Inventories are stated at the lower of cost and net realizable value. Cost is determined by the first-in, first-out (FIFO) method. Net realizable value is the estimate of the selling price in the ordinary course of business, less the estimated cost of realization. Provision is made where necessary for obsolescent, slow moving and defective stocks.

(f) Receivables

Receivables are recognised initially at fair value and subsequently measured at amortized cost using the effective interest method. A provision for impairment of receivables is established when there is objective evidence that the company will not be able to collect all the amounts due according to the original terms of receivables. The amount of the provision is the difference between the carrying amount and the present value of expected cash flows, discounted at the effective interest rate. The amount of the provision is recognised in the profit and loss account.

(i) Payables

Payables are recognised initially at fair value and subsequently measured at amortized cost using the effective interest method.

(j) Borrowings

Borrowings are recognised initially at fair value, net of transaction costs involved. Borrowings are subsequently stated at amortized cost using the effective interest method; any difference between proceeds (net of transaction) and redemption value is recognised in the profit and loss account over the period of borrowings.

Borrowings are classified as current liabilities unless the company has an unconditional right to defer settlement of the liability for at least 12 months after the balance sheet date.

(k) Share Capital

Ordinary shares are classified as equity.

(l) Cash and cash equivalents

Cash and cash equivalents includes cash in hand, deposits held at call with bank, other short-term highly liquid investments with original maturities of three months or less, and bank overdrafts are shown within borrowings in current liabilities on the balance sheet.

(m) Provisions

Provisions are made when the company has a present obligation (legal or constructive), as a result of past event where it is probable that an outflow of resources embodying economic benefits will be required to settle the obligation and a reliable estimate can be made for the amount of the obligation.

(n) Employee Benefits

(i) Retirement benefit obligations

The Company's contributions in respect of retirement benefit costs are charged to the income statement in the year to which they relate. The company contributes to the National Social Security Fund, and Parastal Pension Fund which is a defined contribution pension scheme. The Company's obligations under the scheme are limited to specific contributions legislated from time to time.

(ii) Other entitlements

The estimated monetary liability for employees accrued annual leave entitlement at the balances sheet date is recognised as an expense accrual.


(o) Income tax

Income tax expense is the aggregate of the charge to the profit and loss account in respect of current income tax and deferred income tax.

Current income tax is the amount of income tax payable on the taxable profit for the year determined in accordance with the Tanzania Income Tax Act.



Deferred income tax is provided in full, using the liability method, on all temporary differences arising between the tax bases of assets and liabilities and their carrying values for financial reporting purposes. However, if the deferred income tax arises from the initial recognition of an asset or liability in a transaction other than a business combination that at the time of the transaction affects neither accounting nor taxable profit or loss, it is not accounted for. Deferred income tax is determined using tax rates and laws that have been enacted or substantively enacted at the balance sheet date and are expected to apply when the related deferred income tax liability is settled.



Deferred income tax assets are recognised only to the extent that it is probable that future taxable profits will be available against which the temporary differences can be utilized.

(p) Dividends

Dividends on ordinary shares are charged to equity in the period in which they are declared or paid.

2 FINANCIAL RISK MANAGEMENT OBJECTIVES AND POLICIES

The Company's activities expose it to a variety of financial risks, including credit risk and effects of changes in debt and equity market prices, foreign currency exchange rates and interest rates.

(a) Price Fluctuation Risk

The Company does not anticipate that prices of its services will decline in the foreseeable future. Therefore; it has not entered into derivative contracts to manage risk of a decline in prices. The Company reviews its outlook for prices regularly in considering the need for active financial risk management.

(b) Foreign Exchange Risk

The Company operates Internationally and is exposed to foreign exchange risk arising from various currency exposures, primarily in respect to the Euro and Dollar. Exposure to foreign currency risk is not hedged.

(C) Credit Risk

The Company has no significant credit risk.

ANIMAL CARE COMPANY LIMITED
P.O.BOX 55010, DAR ES SALAAM

SCHEDULES OF COST OF GOODS MANUFACTURED AND OPERATING EXPENSES
FOR THE YEAR ENDED 31ST DECEMBER 2018

	2018	
	TZS	
1 DIRECT MATERIALS		
Materials Inventory, beging balance	835,652,000	
Raw Materials Purchases		4,052,635,388
Imported Purchases	4,784,426,200	
Local Purchases	5,641,411,862	
Raw Materials Available	11,261,490,062	4,052,635,388
Less: Materials Inventory, ending balance	1,286,855,000	835,652,000
Raws Materials Placed	9,974,635,062	3,216,983,388
2 COST OF GOODS MANUFACTURED		
Raws Materials Placed	9,974,635,062	3,216,983,388
DIRECT EXPENSES		
Direct Labour	15,352,000	23,653,000
Materials Shrinkage & Spilages	-	12,157,906
Packing Materials	28,928,250	161,159,278
Transport Charges	30,462,000	49,124,400
Sub Total	74,742,250	246,094,584
3 FACTORY OVERHEADS		
Eletricity & Water Charges	196,362,768	151,309,967
Generator Ruuning Cost	52,650,000	47,586,500
Uniforms & Proctectives Gears	2,520,000	5,786,000
Factory Wages	484,000	17,046,500
Repairs & Maintanance Machinerics	8,250,000	125,000
Cleaning , Sanitation and Fumigation	5,172,400	4,835,600
Loadind & Offloading -Direct Labour	44,874,700	56,897,425
Sub Total	<u>310,313,868</u>	<u>283,586,992</u>
4 Other Related Charges		
Freight Charges	-	71,606,577
Insurance	-	6,660,479
Shipping Lines Charges	46,450,701	16,345,597
Importation Charges	152,801,159	82,760,918
Wharfage & Port Charges	55,596,047	183,381,385
Sub Total	<u>254,847,907</u>	<u>360,754,956</u>
Total Current Period Manufacturing Cost	<u>10,614,539,086</u>	<u>4,107,419,921</u>
5 COST OF SALES		
Opening Stock	1,308,685,500	1,898,686,520
Cost of Goods Manufactured	10,614,539,086	4,107,419,921
Purchases	-	3,823,688,750
Add: Related Costs		
Less: Closing Stock	1,023,865,010	1,308,685,500
Cost of Sales	10,899,359,576	8,521,109,691



SCHEDULE OF OPERATING EXPENDITURE
FOR THE YEAR ENDED 31ST DECEMBER 2018

	2018 TZS	2017 TZS
6 EMPLOYMENT		
Salaries & Wages	306,874,444	274,278,505
Other Allowance & Over time	-	-
Workers compensation	3,068,744	2,742,785
Skilled & Development	13,809,350	12,342,533
National Security Fund -Contribution	30,687,444	27,427,851
	<u>354,439,983</u>	<u>316,791,673</u>
7 ADMINISTRATION		
Rental Charges	33,000,000	33,000,000
Motor Vehicles , Repairs & Fuel Expenses	111,883,846	82,909,454
Business licence fees & Permits	11,379,000	7,920,040
Insurance, TLB & Other related	13,125,830	16,458,629
Electricity & Water Charges	1,576,850	2,545,200
Repairs & Maintance Office Equipments & F	4,377,850	2,621,347
Medical Expenses	1,973,000	671,600
Wastage & Sanitary Expenses	365,000	300,000
Staff Training	100,000	2,500,000
Staff Canteen Expenses	17,356,150	14,426,500
Generator Running Expenses	3,352,000	2,365,200
Stationaries & Pritintings	5,569,800	3,996,250
Security Charges	450,000	3,210,600
Telephone, Postage ,Fax & Courier Charges	2,185,000	2,941,500
Property Tax	50,065,200	2,247,000
Donation	750,000	350,000
Legal and Consultation Charges	6,430,000	1,100,000
Stamp Duty & W/Tax	10,000	3,600,000
Fines, Penalties and Inspection	7,607,500	4,232,000
Director's Renemuration	54,000,000	20,400,000
Skilled & Development levy Directors	2,430,000	918,000
Travelling & Accomodation	7,132,000	-
Audit & Accounting Fees	6,000,000	6,000,000
Tax Expenses	24,496,428	-
	<u>365,615,454</u>	<u>214,713,320</u>
8 SELLING & DISTRIBUTION		
City Service levy	36,126,214	28,114,491
Advertisement & Business Promotions	2,891,000	586,520
	<u>39,017,214</u>	<u>28,701,011</u>
9 FINANCIAL		
Bank Charges & Interest	61,136,532	91,010,806
	<u>61,136,532</u>	<u>91,010,806</u>



ANIMAL CARE COMPANY LIMITED
P.O.BOX 55010, DAR ES SALAAM

SCHEDULE OF OPERATING EXPENDITURE
FOR THE YEAR ENDED 31ST DECEMBER 2018



	2018	
	TZS	
10 Sales		
Ubungo Maziwa	6,074,291,984	
Arusha Branch	1,958,868,265	
Ubungo Mataa	2,246,662,749	
Ubungo Mataa	1,462,184,491	
Van Sales	300,063,722	
Non Vatable Sales	-	9,371,497,104
	<u>12,042,071,211</u>	<u>9,371,497,104</u>
Purchases local		
Alizet	438,484,712	438,829,000
Bone Kawaida	112,828,237	66,092,673
Bone Super	50,772,707	43,895,218
Chokaa	5,641,412	49,004,967
Chumvi	112,828,237	63,917,152
Dagaa	1,327,524,728	1,265,013,233
Damu	42,565,647	17,211,258
Dengu	15,641,412	54,670,969
Karanga	21,128,282	2,849,168
Korosho	5,641,412	10,102,106
Mahindi	1,936,009,440	1,746,903,219
Nazi	31,282,824	6,504,799
Ngano	42,565,647	16,839,144
Pamba	638,484,712	318,953,362
Pumba	424,111,061	73,045,437
Pumba Mahindi	10,641,412	9,176,784
Rice Polish	84,621,178	79,767,494
Sangara	26,924,236	18,261,670
Soya Kavu	169,242,356	164,999,557
Soya Mafuta	84,621,178	91,441,278
Yeast	59,851,032	56,274,375
Sub Totals	<u>5,641,411,862</u>	<u>4,593,752,862</u>
Other related costs		
Wharfage & Port Charges		183,381,385
Insurance on Importation		6,660,479
Freight Charges Expenses		71,606,577
Loading & Off loading		56,897,425
Importation Charges Expenses		82,760,918
Transport Charges		16,345,597
Sub Totals	-	<u>360,755,139</u>
Total Purchases	<u>5,641,411,862</u>	<u>4,954,508,002</u>

ANIMAL CARE COMPANY LIMITED
P.O.BOX 55010, DAR ES SALAAM

REPORT AND FINANCIAL STATEMENTS
FOR THE YEAR ENDED 31ST DECEMBER 2018



NOTES(Continued)

	2018 TZS	2017 TZS
11 DEBTORS & PREPAYMENTS		
Trade Debtors	415,799,052	49,881,100
	<u>415,799,052</u>	<u>49,881,100</u>
12 CREDITORS & ACCRUALS		
Trade Creditors	1,786,393,841	1,355,487,954
Audit Fees	6,000,000	6,000,000
Paye		
W/tax & Stamp Duty	3,630,000	3,630,000
City Service levy	7,864,203	14,219,912
Skilled & Development levy Payables	-	7,557,334
NSSF Payable	5,525,822	5,337,400
	<u>23,020,025</u>	<u>36,744,646</u>

13 NOTES TO THE CASH FLOW STATEMENTS

Cash and Cash Equivalents:

Cash and Cash Equivalents included in the cash flow statement comprise the following Balance Sheet amounts:

	2018 TZS	2017 TZS
Cash at Bank	(9,378,470)	400,302,148
Cash in hand	25,652,000	13,758,650
	<u>16,273,530</u>	<u>414,060,798</u>

14 INCORPORATION

This is a Company business and is under the name of ANIMAL CARE COMPANY LTD

15 CURRENCY

The financial statements are presented in Tanzanian shillings

16 ACCOUNTING PERIOD

These financial statements are for the period from January 2018 up to December 2018

ANIMAL CARE COMPANY LIMITED
P.O.BOX 55010, DAR ES SALAAM

REPORT AND FINANCIAL STATEMENTS
FOR THE YEAR ENDED 31ST DECEMBER 2018

NOTES (Continued)

5 FIXED ASSETS:

	Land & Buildings	Plant & Machineries	Motor Vehicles	Stand By Generator	Tools & Equipments	Office Furnitures	Computer & Accessories	Total
<u>COST</u>								
At 1st January	925,687,215	90,184,967	234,320,328	17,003,000	192,105,783	4,347,500	9,264,450	1,472,913,243
Additions								
Revaluation	429,817,474	493,776,280	20,500,000		6,427,500		277,750	950,799,004
Disposals								
As at 31 December	1,355,504,689	583,961,247	254,820,328	17,003,000	198,533,283	4,347,500	9,542,200	2,423,712,247
Rates	5%	25.0%	25.0%	25.0%	25.0%	12.5%	37.5%	
<u>DEPRECIATION</u>								
At 1st January	174,631,720	22,546,242	174,672,194	11,623,145	117,800,846	2,444,961	6,962,689	510,681,797
Change for the year	37,552,775	140,353,751	20,037,034	1,344,964	20,183,109	237,817	967,317	220,676,766
As at 31 December	212,184,495	162,899,993	194,709,228	12,968,109	137,983,955	2,682,778	7,930,006	731,358,563
<u>NET BOOK VALUE</u>								
As at 31 December 2018	1,143,320,194	421,061,253	60,111,101	4,034,891	60,549,328	1,664,722	1,612,194	1,692,353,683
As at 31 December 2017	751,055,495	67,638,725	59,648,134	5,379,855	74,304,937	1,902,539	2,301,761	962,231,446



ANIMAL CARE COMPANY LIMITED
P.O.BOX 55010, DAR ES SALAAM

TAX COMPUTATION-TIN
FOR THE YEAR ENDED 31ST DECEMBER 2018



	2018 TZS	
Profit as per Accounts	101,825,685	
Add Back:		
Depreciation	220,676,766	116,803,398
	<u>322,502,451</u>	<u>199,170,603</u>
Less: Wear and Tear Allowance	(220,676,766)	(116,803,398)
Adjusted Profit / (Loss)	101,825,685	82,367,205
Taxation @ 30%	<u>30,547,705</u>	<u>24,710,161</u>
	71,277,979	57,657,043
TAX ACCOUNT		
Balance b/f 1st January	5,810,162	31,967,013
Corporate tax for year	30,547,705	24,710,161
Corporate tax for previous year	22,708,088	22,549,865
Interest Sect 99 and 98		
Total Tax	<u>59,065,955</u>	<u>79,227,040</u>
Less: Tax Payments During the Year		
Provision Tax for the year of income	(19,200,000)	(19,200,000)
Corporate Tax as Per Account	(5,810,162)	
Corporate tax for the previous year	(22,708,088)	(54,216,878)
Total Tax Paid During the year	<u>(47,718,250)</u>	<u>(73,416,878)</u>
Net Tax Payable	<u>11,347,705</u>	<u>5,810,162</u>