

RECTE EFFECTIVE SOLUTIONS (RES)

COMPANY LIMITED

BUSINESS PLAN FOR THE ESTABLISHMENT
FOR MINING & PROCESSING OF GYPSUM
PROJECT.

31st JANUARY, 2024

EXECUTIVE SUMMARY

Company & Project concept.

RECTE EFFECTIVE SOLUTION (T) COMPANY LIMITED is limited Company incorporated in Tanzania under the Company act of 2002. The Company was incorporated 9th June 2016, and bears Certificate of Incorporation No. 127025. Company belongs to Mining sector and specifically Mining of Gypsum and processing of Gypsum.

Company Objectives, RECTE EFFECTIVE SOLUTION (T) COMPANY LIMITED is legally formed to fulfil the following objectives. To deal with MINING OF GYPSUM & PROCESSING OF GYPSUM

Purpose of feasibility report: This document is prepared to the serve the purpose as a feasibility study for RECTE EFFECTIVE SOLUTION (T) COMPANY LIMITED for her Mining Project as well as to be submitted to TIC for an award of TIC Certificate of Incentives.

The project promoters, the project will be managed and operated by RECTE EFFECTIVE SOLUTION (T) COMPANY LIMITED. The Company is owned by Tanzanian investors with different shares distribution.

Company Legality, the legal certificates and documents such as Memorandum and Article of Association, certificate of compliance, justify that RECTE EFFECTIVE SOLUTION (T) COMPANY LIMITED will be operating within the ambit of the law of the Land.

Project Organization Structure, the management of RECTE EFFECTIVE SOLUTION (T) COMPANY LIMITED constituted by the following organization set up: - Board of Directors, who are responsible on the management on the entire operations of the Company

Investment Structure, the project is estimated to cost USD 650,000/= the money covers being purchased Local Equity and Working Capital.

BASIC INFORMATION

Name of company	RECTE EFFECTIVE SOLUTION (T) COMPANY LIMITED
Address	P.O.BOX 52027 DAR ES SALAAM
Telephone	0765499100
Project Location	LINDI-KILWA
Certificate Of Compliance No	127025
Sector	MINING
Sub Sector	MINING OF GYPSUM
Total Cost of estimated Investment	USD 650,000/=
Directors	1. EUSTACK ROGATI KWEKA 2. FREDY FRANK KINALA 3. WOLFGANG SHELEMBI LUCKAGO 4. PETER SIKUJUA KAHESHI

1. PROJECT OBJECTIVES

RECTE EFFECTIVE SOLUTION (T) COMPANY LIMITED is legally formed to fulfil the following objectives, to carry out business of MINING & PROCESSING OF GYPSUM.

The company plans to Mining of Gypsum in Lindi-Kilwa . The main objective is to achieve approximately 70% market share with profitable sales by 2029.

RECTE EFFECTIVE SOLUTION (T) COMPANY LIMITED has invested heavily in Tanzania however financial stability is questionable. The Company have plans to increase Capital from 100,000 – 500,000 USD in the next 5 years.

Basically the Mineral sector growing together with the economy of the country.

1.1 Key Region Objective / Strategy:

The company's strategy is to Mine Gypsum in Lindi-Kilwa.

To establish strong partnerships with the current and future customers across the region.

To support the local mining industries, with continuous training.

2. LOCATION OF THE PROJECT

RECTE EFFECTIVE SOLUTION (T) COMPANY LIMITED will conduct this project in Lindi Region, District Kilwa.

3. INVESTOR PROFILE/PROJECT PROMOTERS

Name	Nationality	Shares%
Eustack Rogati Kweka	Tanzanian	34%
Peter Sikujua Kaheshi	Tanzanian	33%
Fredy Frank Kinala	Tanzanian	33%
Wolfgang Shelembi Luckago	Tanzanian	0%

4. INVESTMENT COSTS

The total investment cost is USD 650,000/= the Investment Financing Plan is as follows in USD.

Local Equity USD 150,000/=

The Investment Breakdown is as follows in USD

Working Capital- 500,000/=

TOTAL=USD 650,000/=

4.1 OPERATIONAL PLAN

The premises is leased and the company will ensure all services required to run the business are available. The company will ensure that the business is breast with the current information in the building and construction industry. The business operates six days in a week that is; Monday-Saturday 8.00a.m to 8.00 p.m. the company will ensure that services and products provided satisfy the customer's needs.

PRODUCT DESIGN AND DEVELOPMENT

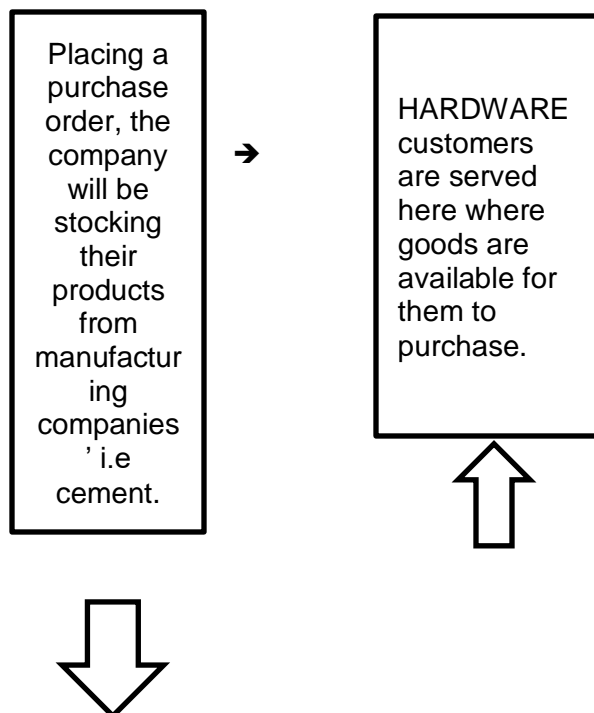
The success of the RECTE EFFECTIVE SOLUTION (T) COMPANY LIMITED and its development depend on capital availability skilled manpower and availability of materials/products for sale.

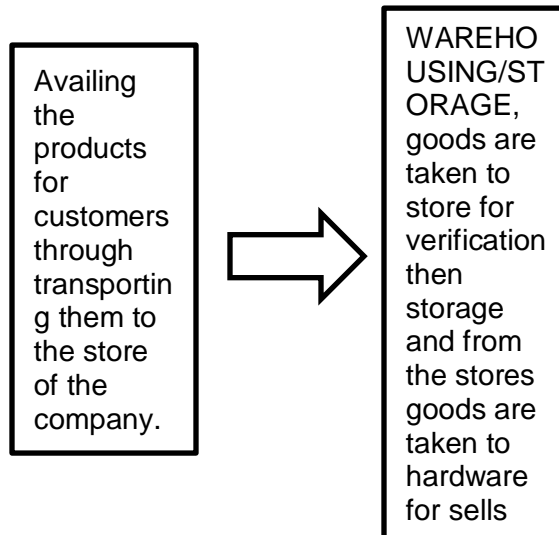
The company basically deals with gypsum mining which involves the use of open pit or strip mining techniques to extract the gypsum from the ground were by the gypsum stone are kept on the machine to separate dust from the gypsum stone which leads to productivity of silicate board, Acoustic board, gyproc gypsum board 9mm, Cornice GC01C 4Inch, fiber PU 100mm e.t.c which makes availability to customers.

TECHNOLOGY

RECTE EFFECTIVE SOLUTION (T) COMPANY LIMITED has be placing e-mails for orders whenever need of new Stocking/purchases arises. The existence use of modern method of communication with suppliers or among EST the employees/offices will clearly the company is using modern technology. Accounts clerk also uses computerized system to compute/ to work out the final figures of sales daily.

PRODUCTION PROCESS





4.2 Financial and Economic Analysis

The projection for financial statements was based on the following assumption: -

- The implementation of the project will cost USD 650,000/=
- The capital expenditure will spread over a period of the five years
- Implementation cost take into consideration inflation rate/influx.

4.3 Financial Statement of Project

The financial projection is based on the assumption that the prices of input and output are accurately estimated over the project useful lifetime that is five years. However because of unforeseen events in the future, the prices of these inputs and outputs will be adjusted accordingly in order to maintain objective of the comply, that is maximizing next profit and at the sauce time to ensure customer satisfaction by providing the right product service at the right price and time. Expenditure items are as shown in the financial statements. They include all major costs items plus depreciation changes and financial charges. They are also listed under annual costs in the financial statements.

4.4 Projected Cash Flow Statement

The business has a positive net cash flow estimating that the project must be implemented. But also this guarantees the Company to meet its entire obligation.

4.5 Projected Business Scale/Production

The business projects having a medium to large-scale production. The projected planning is to grow from USD 13,000,000/= across the territory.

4.6 Projected Profit and Loss Amount

The computations of the company projected profit and loss account show a respectable turnover. This agriculture business this is good, it can be seen; the projected profit and loss of statement of the company is strong and sound. Hence the company is expected the following taxes;- Skilled Development Levy, Insurance, Land Rent Tax, PAYEE, NSSF & Corporate Tax

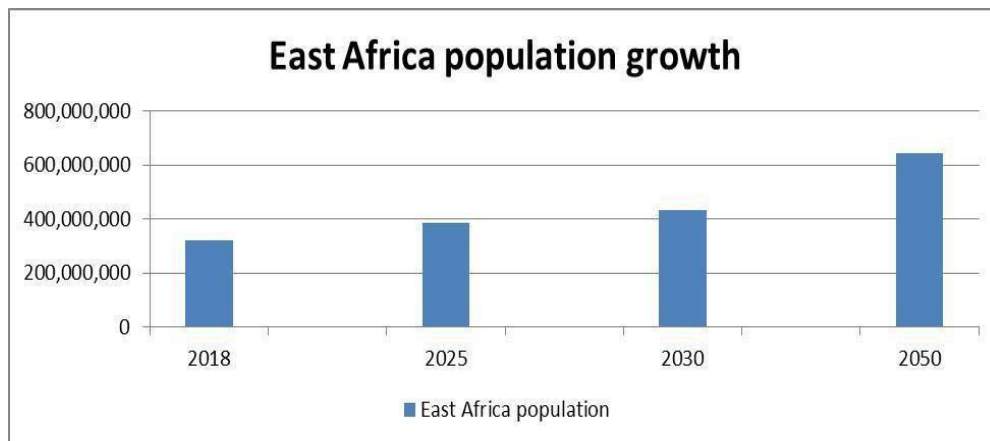
4.7 Projected Balance sheet

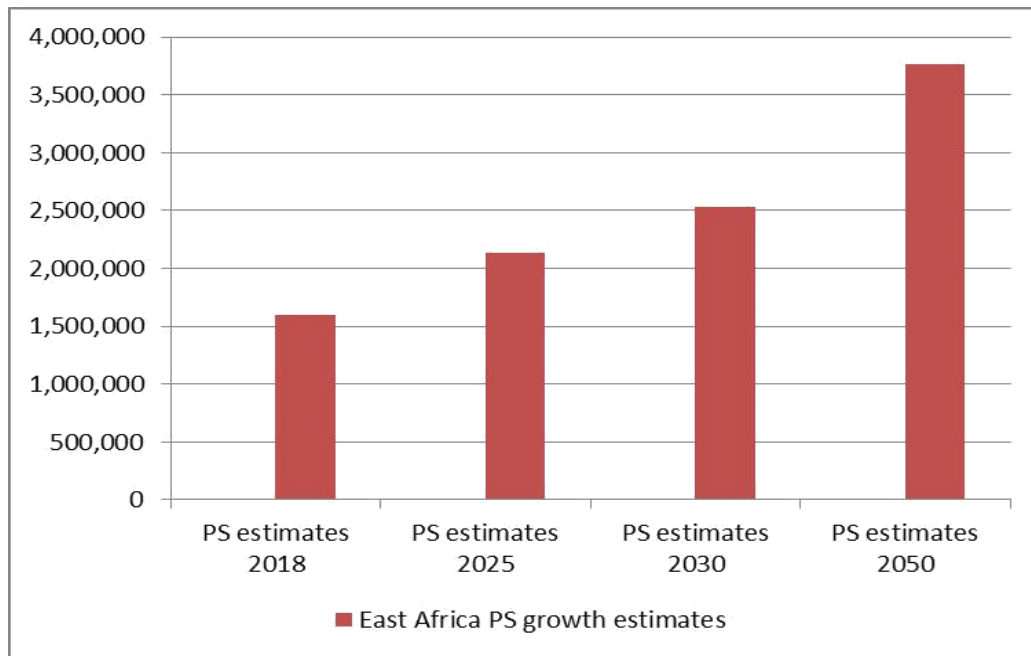
The projected current assets and current capabilities estimates that the company financial status is strong. As the result we expect the company to meet all its financial and Administrative transaction without difficulties

5. MARKETS OVERVIEW

The current market is mainly local and foreign, around 60-65%. The future trend is the mining which will increase as the brand is expanding with the middle income growing; they are able to spend more.

The main activity is mining of gypsum. This type of activity is unique and rare in the industry. The growing population will increase the mining industry.





6. ECONOMIC SWOT ANALYSIS

Strengths:

- Large population growth.
- Mining based economy employing 80% of the work force and represents 85% of exports revenue.
- Mining plays an important part to some countries.
- Currency susceptible to exchange fluctuations.
- Government has simplified the establishment of new businesses.
- Well educated population.

Weaknesses:

- Very low per capital in mining sector.
- Many obstacles to foreign investment due to bureaucratic attitude.
- One of the world's poorest economies in terms of per capital income
- Land prices are higher where water resources are found.
- High fuel prices due to high government taxation
- Limited loans to small business projects
- Poor national infrastructure.

- Corruption is an issue.

Opportunities:

- In order to maintain the per capital consumption at its current level with the increasing population growth, mining sector needs to increase to meet this demand.
- Expansion of mining
- Economy is expanding over 5-6% % per annum
- Urbanization

Threats:

- Many obstacles for foreign investment due to bureaucratic attitude.
- One of the world's poorest economies in terms of per capital income
- Limited loans to small business projects.
- Difficult to obtain credit facilities unless you are a successful established business

7. INDUSTRY SWOT ANALYSIS

Strengths:

- Well organized and professional Mining industry.
- Continued expansion of mining projects.
- Well educated population
- Availability of land and water resources.
- Good infrastructure which allows easy links to neighboring countries

Weaknesses:

- Ongoing disease challenges.
- High fertilizer cost, poor quality and availability
- Lack of infrastructure
- Lack of power supply in certainly areas – temporary
- Poor road network and transportation
- Lack of finance for mining.

- Inadequate management competences

Opportunities:

- Mining can be used as a tool to alleviate poverty.
- There is a high demand for Gypsum.
- Mining sector is a high priority and capital investments required
- International mining companies looking for investment
- Expansion plans from local large-scale Mining companies

Threats:

- Governmental bureaucracy and regulations limiting the establishment of a modern industry.
- Some illegal Mining companies.
- Pandemic Disease Covid-19.

8. SOCIAL AND ECONOMIC IMPACT OF THE PROJECT

The proposed project will result into the following social and economic impacts:

- Increasing and enhancing the provision of high quality mining services in Tanzaniaand Region
- The proposed project in investment will provide employment to 80 people direct and other 100 people indirect.
 - 95 percent of all direct employment will be local people and 5percent will be foreign people.
 - Employment will be based on the gender equality and equity
 - 80 people will be employed permanently and other 100 people or company-based people will provide services during and after mining of Gypsum such supplying of mining material, transport, food and other commodities.
 - Through Direct and Indirect employment, the Induced jobs will be created too
 - The company shall employ less than 5 people foreigners
- The Government and other agencies will benefit from various taxes, fees and commissions that will be paid to the government by RECTE EFFECTIVE SOLUTION (T) COMPANY LIMITED.

PROJECTED INCOME & EXPENDITURE STATEMENT

PROJECTED INCOME & EXPENDITURE STATEMENT						
		YR 1 USD	YR 2 USD	YR 3 USD	YR 4 USD	YR 5 USD
Sales Revenue		1,784,000	2,972,000	4,194,000	5,378,000	6,536,000
Cost of Sales		1,090,000	1,710,000	2,369,000	3,001,000	3,703,000
Gross Profit		694,000	1,262,000	1,825,000	2,376,000	2,833,000
General Administrative and Other Expenses:		227,000	227,000	227,000	227,000	227,000
Depreciation		239,000	309,000	353,000	401,000	471,000
Operating Profit		228,000	726,000	1,245,000	1,748,000	2,134,000
Finance Costs		320,000	360,000	360,000	330,000	300,000
Profit before Tax		(92,000)	366,000	885,000	1,418,000	1,834,000
Tax (30%)			109,800	265,500	425,400	550,200
Profit After Tax		(92,000)	256,200	619,500	992,600	1,283,800

PROJECTED BALANCE SHEET						
		YR 1 USD	YR 2 USD	YR 3 USD	YR 4 USD	YR 5 USD
<u>Fixed Assets</u>						
Long-term Assets		10,450,000	9,405,000	8,464,500	7,618,050	6,856,245
Depreciation		(1,045,000)	(940,500)	(846,450)	(761,805)	(685,624)
Total Long-term Assets		9,405,000	8,464,500	7,618,050	6,856,245	6,603,745
<u>Current Assets</u>						
Cash		1,055,000	1,258,220	1,299,883	1,379,153	1,597,364
Accounts Receivable		147,017	173,080	195,453	114,069	129,157
Stock		200,533	220,674	225,892	246,509	279,321
Total Current Assets		1,402,550	1,651,974	1,721,228	1,739,731	2,005,842
Total Assets		10,807,550	10,116,474	9,339,278	8,595,976	8,609,587

<u>C urrent Liabilities</u>						
Accounts Payable		4,298,900	3,507,958	2,559,809	3,165,870	3,099,771
Income taxes payable		500,650	352,000	326,000	475,600	550,400
Subtotal Current Liabilities		4,799,550	3,859,958	2,885,809	3,641,470	3,650,171
<u>L ong-term Liabilities</u>						
Long-term Loan		0	0	0	0	0
Net Liabilities		4,799,550	3,969,758	3,151,309	3,641,470	3,650,171
<u>Capital and Reserves</u>						
Cash		3,600,000	3,600,000	3,600,000	3,600,000	3,600,000
Owners Contribution		2,500,000	2,500,000	2,500,000	1,000,000	1,000,000
Retained Earnings		(92,000)	156,516	353,469	354,506	359,416
Total Capital		6,008,000	6,256,516	6,453,469	4,954,506	4,959,416
Total		10,807,550	10,116,474	9,339,278	8,595,976	8,609,587

PROJECTED STATEMENT OF CASH FLOWS

		YR 1 USD	YR 2 USD	YR 3 USD	YR 4 USD	YR 5 USD
CASH PROVIDED BYTH FOLLOWING ACTIVITIES						
OPERATING						
Net earnings		(92,000)	256,200	619,500	992,600	1,283,800
Depreciation		239,000	309,000	3 53,000	4 01,000	471,000
		147,000	565,200	972,500	1,393,600	1,754,800
Change in working capit accounts						
Accounts receivable		(87,000)	(43,080)	(65,453)	(89,069)	(294,157)
Inventory		200,533	220,674	225,892	246,509	279,321
Other assets		0	0	0	0	0
Accounts payable		4,298,900	1,200,000	886,534	669,645	794,562
Income taxes payable		0	0	0	0	0
Total		4,559,433	1,942,794	2 ,019,476	2,220,685	2,534,526
FINANCING						
Repayment of long- term loan		0	0	0	0	0

CHANGE IN CASH		4,559,433	1,942,794	2,019,476	2,220,685	2,534,526
CASH BEGINNING OF THE YEAR		1,055,000	1,258,220	1,299,883	1,379,153	1,597,364
CASH, END OF THE YEAR		5,614,433	3,201,014	3,319,359	3,599,838	4,131,890

OPERATING COSTS

		YR 1 USD	YR 2 USD	YR 3 USD	YR 4 USD	YR 5 USD
Depreciation		239,000	309,000	353,000	401,000	471,000
Operating profit		<u>228,000</u>	<u>726,000</u>	<u>1,245,000</u>	<u>1,748,000</u>	<u>2,134,000</u>
TOTAL		467,000	1,035,000	1,598,000	2,149,000	2,605,000

COST INVESTMENT STRUCTURE AT FULL CAPACITY

Current assets	Rate	USD
Working capital		1,055,000
Opening stock		200,533
Account receivable		<u>147,017</u>
		1,402,550
Property and Equipment		
Long - term assets		10,450,000
Depreciation	(10%)	<u>(1,045,000)</u>
		9,405,000
Total Assets		10,807,550
Current Liabilities		
Account payable		4,298,900
Income tax payable		<u>500,650</u>
		4,799,550
Owner's Equity		
Cash		3,600,000

Contributed asset value		2,500,000
Less Retained Earnings		<u>(92,000)</u>
		6,008,000
Total		10,807,550