


SERVICE CENTERS FOR SMALL SCALE MINERS

UNITED REPUBLIC OF TANZANIA



PRESENTED BY:



FINANCIAL PARTNER:



STRATEGIC PARTNER:



INTRODUCTION

THE **SERVICE CENTER PROGRAM** IS A MISSION OF THE GROUP **KMR (KANKOU MOUSSA REFINERY)** IN THE **AFRICAN CONTINENT**, WITH THE **AMBITIOUS TARGET** OF REACHING THE **CONSTRUCTION AND TURN KEY** OF **25 SERVICE CENTERS** IN THE **AFRICAN CONTINENT** IN THE PERIOD OF **7 YEARS**. THE INVESTMENT REQUIRED FOR THE REALIZATION OF THE TWO PHASES OF THE PROJECT IS OF **1,000,000,000 €**, AND WILL BE FINANCED BY **RAVENFINANCE GMBH**, A COMPANY REGISTERED IN **GERMANY** THAT HOLDS A **STANDING FINANCE AGREEMENT** WITH **KMR CI SA**. THE PROGRAM IS **SUSTAINABLE AND ACHIEVABLE** THANKS TO THE **EXCLUSIVITY OF USE** OF THE **INNOVATIVE AND REVOLUTIONARY TECHNOLOGY** DENOMINATED **“TORUS ACOUSTIC SYSTEM”** GRANTED TO **KMR** FROM THE **INVENTOR AND PATENT HOLDER AREA 3 GREEN TECHNOLOGIES**.

IN **TANZANIA**, **KMR GROUP** HAS ALREADY ACHIEVED THE FOLLOWING IMPORTANT MILESTONES IN THE IMPLEMENTATION OF THE PROJECT:

- **APPOINTMENT OF MR. BRUNO Y PETIT TEJERO JEAN DANIEL AS LOCAL AGENT (SEPTEMBER 2022);**
- **TRIGGER OF THE FINANCE FOR THE FIRST SERVICE CENTER TO BE REALIZED IN TANZANIA WITH A BANK TRANSFER OF THE AMOUNT OF 49,000,000 € EXECUTED IN FAVOR OF THE LOCAL AGENT FROM RAVENFINANCE GMBH TO MR. BRUNO VIP ACCOUNT HELD WITH ABSA TANZANIA LTD (SEPTEMBER 2022),**
- **ACQUISITION OF SHARES OF THE COMPANY CALYX LTD BY KMR CI SA AND BY MR. BRUNO PETIT Y TEJERO AND AGREEMENT BETWEEN MR. BRUNO AND CALYX LTD OF TRANSFERRING THE SUM OF 49,000,000 € TO THE ACCOUNT OF CALYX LTD UPON CLEARANCE OF THE FUNDS INTO THE RECEIVING ACCOUNT WITH ABSA BANK TANZANIA LTD. THE COMPANY CALYX LTD IS THE ENTITY IN CHARGE OF THE CONSTRUCTION AND MANAGEMENT OF THE SERVICE CENTER (JUNE 2023)**
- **LOCALIZATION OF THE FIRST SERVICE CENTER IN THE PROVINCE OF CHUNYA, MBEYA WITH A LEASE AGREEMENT SIGNED AND EXECUTED FOR 23 ACRES OF LAND WHERE THE FIRST SERVICE CENTER WILL BE CONSTRUCTED (SEPTEMBER 2023)**
- **ESTABLISHMENT OF TWO AGREEMENTS WITH TWO NON-FOR PROFIT ORGANIZATIONS BEING APCA FOUNDATION AND HOPECARE ORGANIZATION FOR THE IMPLEMENTATION OF ALL THE SOCIAL SERVICES RELATED TO THE SERVICE CENTER (AUGUST 2023)**
- **APPLICATION TO TANZANIA INVESTMENT CENTER FOR THE REGISTRATION OF THE PROJECT IN TANZANIA (SEPTEMBER 2023)**

UPON THE ACHIEVEMENT OF THE REGISTRATION OF THE PROJECT WITH THE **TANZANIA INVESTMENT CENTER** WITHIN THE **10TH OF SEPTEMBER 2023**, **CALYX LTD**, WILL BEGIN THE **PLANNING AND CONSTRUCTION** USING **LOCAL COMPANIES** WITH THE **STRATEGIC AND TECHNICAL SUPPORT** OF THE **INTERNATIONAL ENGINEERING COMPANY WESTRADE LTD** AND OF THE **INVENTOR OF THE NEW TECHNOLOGY AREA 3 GREEN TECNOLOGIES** AND WITH THE **COORDINATION OF CALYX LTD**. UPON **SUCCESSFUL COMMISSIONING AND TURN KEY** OF THE **SERVICE CENTRE**, **CALYX LTD** WILL **MANAGE THE SERVICE OF PROCESSING OF THE MINERALS AND TRADING OF THE COMMODITIES PRODUCED IN THE SERVICE CENTRE**.

THE **GOAL** OF THE PROJECT PRESENTED HEREIN, IS TO OFFER **SMALL SCALE MINERS AND ARTISANAL MINERS** THE OPPORTUNITY TO **ELIMINATE THE USE OF ANY CHEMICAL AGENTS** IN THE **PROCESSING OF MINERALS** FOR THE **EXTRACTION OF THE PRECIOUS METALS** AND **FACILITATE THE LEGALIZATION OF THE SMALL SCALE MINING**, AND **HELP TO REDUCE DRASTICALLY THE PHENOMENON OF THE ILLEGAL MINING**.

FIRST PHASE

THE FIRST PHASE OF THIS INTEGRATED SERVICE PROJECT IS THE CONSTRUCTION OF THE FIRST SERVICE CENTER IN THE PROVINCE OF CHUNYA, MBEYA, WITH THE TARGET OF COMMISSIONING THE SERVICE CENTER OVER A PERIOD OF 12 MONTHS FROM THE BEGINNING OF THE WORKS.

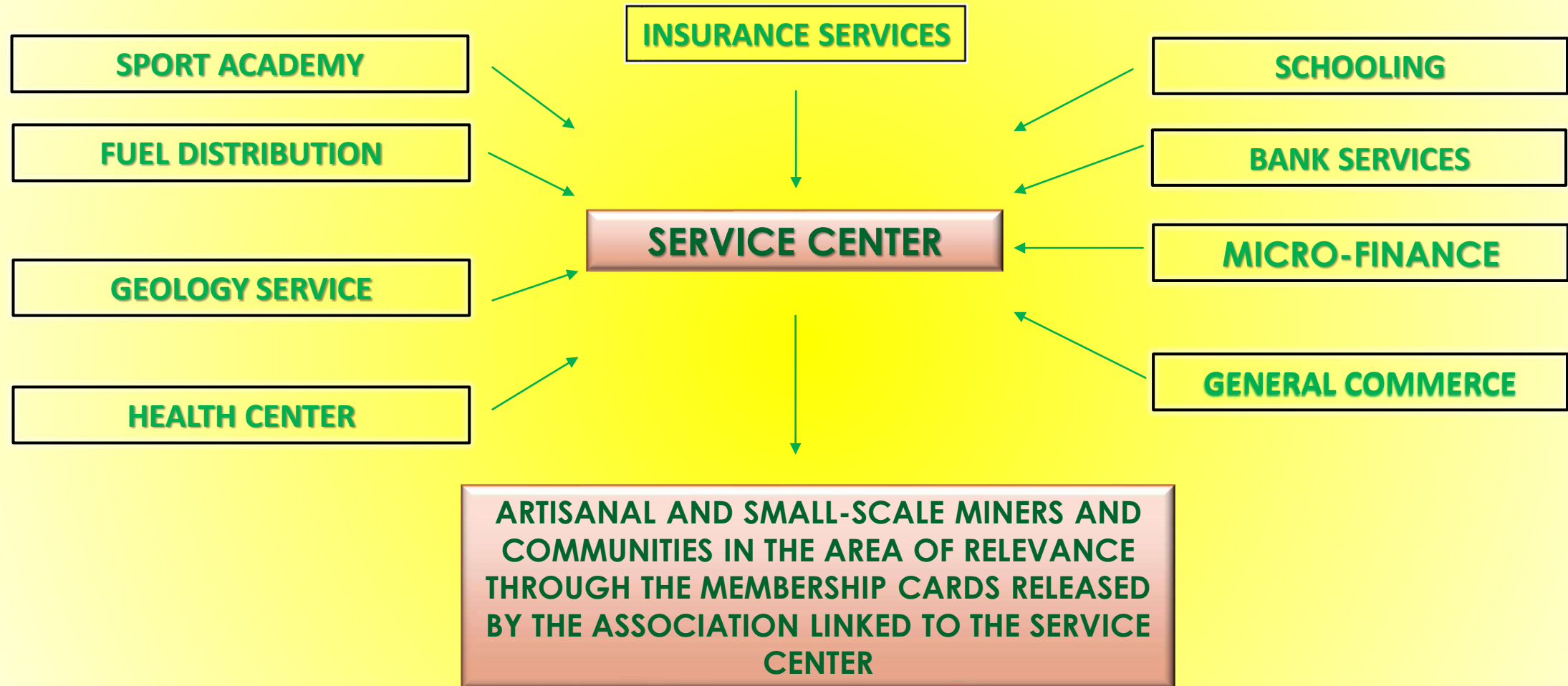
EACH SERVICE CENTER IS EQUIPPED WITH 600 TON / HOUR PROCESSING CAPACITY, ORGANISED IN 6 TREATMENT LINES OF 100 TON/HOUR PROCESSING CAPACITY. THE INDUSTRIAL TECHNOLOGY APPLIED TO THE LINES IS VERY VERSATILE AND PERMITS THE SERVICE CENTER TO TREAT ALL TYPES OF TAILINGS, ROCKS OR MINERALS, WITH A RAPID PROCESS AND A RECUPERATION GRADE OF THE PRECIOUS METALS CONTAINED IN THE TAILINGS, OF 99%.

THE PROCESSING PLANT IS SCALED TO SERVE SMALL SCALE MINERS , WHOSE PRODUCING CAPACITY OF MINERALS IS IN THE RANGE OF 20/50 TONS PER DAY.

THE PLANT WORKS ON A NEW TECHNOLOGY THAT WORKS ON FREQUENCY PULVERIZATION INTO NANO-POWDER THEN FILTERED THROUGH A FILTERING STATION. THE SERVICE CENTRES ARE FREE FROM USE OF ANY CHEMICAL OR RADIOACTIVE MATERIAL, THAT CAN BE DANGEROUS FOR HUMAN BEINGS AND POLLUTING FOR THE ENVIRONMENT.

THE SERVICE CENTRE WILL BE ORGANISED TO HELP THE MINERS WITH LOGISTIC, GEOLOGICAL AND MINING TECHNIQUES SERVICES, ALL DONE WITH A CAREFUL ATTENTION TO THE RESPECT OF THE ENVIRONMENT AND IN ACCORDANCE WITH THE REGULATION FROM THE MINISTRY OF LANDS & NATURAL RESOURCES, AND THE EXPLOITATION CONTROLLED AND GUIDED. IT WILL BE ALSO ORGANISED TO DO FORMATION COURSES TO SMALL SCALE MINERS ON METHODS OF MINING, THIS TO OPTIMISE PRODUCTION AND TO HELP THEM TO IMPROVE THEIR LIFE STYLE.

SERVICE CENTER SYSTEM ORGANIZATION



ORGANIZATION OF SERVICES

THE ORGANIZATION OF THE SERVICES WILL BE DIVIDED IN TWO DISTINCTIVE SECTORS: THE INDUSTRIAL SERVICE AND THE SOCIAL SERVICES.

THE INDUSTRIAL SERVICES WILL BE CARRIED OUT BY CALYX LTD. THE SERVICE WILL COVER THE PROCESSING OF THE MINERS' ORES AND MINERALS WITH THE RECUPERATION OF 99% OF THE PRECIOUS METALS CONTENTS, THE PURCHASE OF THE PRECIOUS METALS PRODUCED AT LME INTERNATIONAL FIXING PRICE AND THE MANAGEMENT OF THE SECOND COMMODITY BEING THE NANO-MINERAL CREAMS. THE PRECIOUS METALS PRODUCED IN THE SERVICE CENTER WILL BE ALL IN PURE FORM AND AT A PURITY OF 999,9/1000 OR MORE. TOGETHER WITH THE ADDED VALUE TO MINERS REPRESENTED BY THE GREEN TECNOLOGY COMPLETELY FREE FROM ANY CHEMICAL AGENT, THE RECUPERATION RATE AT 99%, THE SERVICE CENTER WILL ADD THE MINERS IN THE SECOND COMMODITY PRODUCTION CHAIN BY PURCHASING THE MINERALS BROUGHT TO THE SERVICE CENTER TO THE MINERS AT A FIXED PRICE PER METRIC TON. THIS WILL WARRANT THE MINING COMMUNITIES A STABLE ECONOMIC INCOME CREATING THE BASIS OF A VERTICAL DEVELOPMENT TREND TO THE COMMUNITES IN THE AREA OF PERTINENCE OF THE SERVICE CENTER.

ALL THE OTHER SERVICES OFFERED IN THE SERVICE CENTER WILL BE RESPONSIBILITY OF THE ANTI POACHING CONSERVATION ACADEMY FOUNDATION (APCA) AND HOPECARE ORGANIZATION JOINTLY. THESE NO-PROFIT ORGANIZATIONS HAVE BEEN SELECTED BY THE JOINT –VENTURE BY CALYX LTD FOR THE MANAGEMENT OF ALL THE OTHER SERVICES OFFERED IN THE SERVICE CENTER. APCA IS AN ORGANIZATION ACTIVE IN TANZANIA FOR THE TRAINING OF RANGERS IN THE ACTIVITY OF ANTI POACHING AND SUPPORT AND SENSIBILIZATION TO VILLAGES AND COMMUNITIES TO THE PROTECTION OF THE WILD LIFE AND ECOSYSTEMS IN THE COUNTRY. THE MIAN MISSION OF APCA IS TO CONTRAST THE POACHERS AND ANY ILLEGAL EXPLOITATION OF WILD LIFE ANIMALS AND TO ILLEGAL MINERAL SMUGGLING. HOPECARE ORGANIZATION IS A NOT FOR PROFIT NGO REGISTERED IN TANZANIA AND ITS MISSION IS OF ENVISIONING IMPROVED SUSTAINABLE LIVELIHOODS AMONG THE VULNERABLE AND POOR COMMUNITIES IN TANZANIA. THE MISSION OF THE ORGANIZATION AIMS AT WORKING TOWARDS THE EMPOWERMENT OF VULNERABLE AND POOR COMMUNITIES, THROUGH IMPLEMENTING ACTIVITIES IN HEALTH, EDUCATION, ECONOMIC EMPOWERMENT, HUMAN RIGHTS AND ADVOCACY.

CALYX LTD, TOGETHER WITH APCA AND HOPECARE HAVE SIGNED A MEMORANDUM OF UNDERSTANDNG WHEREBY CALYX LTD WILL BUILD COMPLETELY THE SERVICE CENTER AND WILL GIVE THE INFRASTRUCTURE BUILDINGS FULLY EQUIPPED TO APCA ON FREE CONCESSION FOR 99 YEARS. APCA AND HOPECARE WILL SELECT DOMESTIC OPERATORS IN THE DIFFERENT SECTORS WITH WHOM THEY WILL SIGN MANAGEMENT AGREEMENTS AND CONTROL THROUGH THE AGREEMENTS THAT THE SERVICES AND PRODUCTS OFFERED TO THE MINING COMMUNITIES IN THE RANGE OF PERTINENCE OF THE SERVICE CENTER, ARE CARRIED ON WITH A REAL AND TANGIBLE BENEFIT TO THE END USERS. FURTHERMORE THEY WILL BE RSPONSIBLE OF THE ORGANIZATION OF THE MEMBER CARDS TO THE MINERS AND THEIR RELATED COMMUNITES TO THE SERVICE CENTER AND OVER LOOK ALL THE ACTIVITIES AND INDUCT PRJECTS GENERATED BY THE SERVICE CENTER EFFECT IN THE AREA.

SERVICES TO SMALL SCALE MINERS

- **PROCESSING SERVICES:** THE SERVICE CENTRE IS INSTALLED AND CONSTRUCTED TO OFFER A COMPLETE SERVICE OF TREATMENT OF THE MINERALS WITH A GRADE GRADE OF RECUPERATION OF 99% OF THE PRECIOUS METALS CONTAINED IN THE TAILINGS. THIS SERVICE WILL PUT THE SMALL SCALE MINERS IN A CONDITION TO OPERATE ONLY THE DIGGING OF THE MINERAL WITH NO NEED ANYMORE OF USE OF ATTACHERS OR CONCENTRATORS (SUCH AS MERCURY) OR PRECIPITATORS (CIANURE) IN THE MINING AREAS;
- **LOGISTICS:** THE SERVICE CENTRES ARE ORGANISED WITH TRANSPORT AND EARTH-MOVING MACHINERIES SUCH AS ESCAVATORS AND LOADERS AND TRUCKS TO ENSURE THE SMALL SCALE MINERS IN A RANGE OF 50/80 KMS WITH A SERVICE OF TRANSPORT AND ESCAVATION IN A MODERN AND EFFICIENT WAY;
- **GEOLOGICAL SERVICES:** THE SERVICE CENTRES ARE EQUIPPED WITH A TEAM OF GEOLOGICAL AND LABORATORY OPERATORS THAT CAN ASSIST THE SMALL SCALE MINERS IN THEIR ACTIVITY. BEING EQUIPPED WITH AN ANALYSIS LABORATORY, THE CENTRE CAN SERVE THE AREA WITH SERVICES OF ANALYSIS ON MINERALS.
- **FORMATION:** THE CENTRES ARE ORGANISED TO HAVE A FORMATION SCHOOL. THIS TO ASSIST THE SMALL SCALE MINERS AND HELP THEM TO MODERNIZE THE TECHNIQUES OF ESCAVATION OF THE MINERALS AND ALSO FORM NEW OPERATORS IN CERTIFIED FORMATION CENTRES.
- **TRADING:** THROUGH THE INTERNATIONAL NETORK GRANTED BY THE STRATEGIC PARTNERSHIP WITH RAVENFINANCE GMBH, THE SERVICE CENTERS ARE EQUIPPED WITH THE PRESENCE OF A BANK INSTITUTION THAT WILL CARRY ON AND FACILITATE THE PURCHASE OF ALL THE PRECIOUS METALS DIRECTLY IN THE SERVICE CENTER AND ALL THE BUY/SELLS WILL BE EXECUTED THROUGH THE BANK AND IN FULL TRANSPARENCY AND COMPLIANCE WITH THE REGULATIONS APPLIED ON ANTI-MONEY LAUNDRY AND FULL TRACEABILITY OF THE GOLD AND PRECIOUS METALS PRODUCED.
- **MEMBERSHIP CARDS:** THE SERVICE CENTRES WILL BE MEMBERS OF A CIRCUIT & ASSOCIATION THAT WILL COMPREHEND ALSO ALL THE MINERS. THIS ASSOCIATION WILL RELEASE MEMBERSHIP CARDS TO ALL THE PARTICIPANTS AND ALSO RESEARCH AND ESTABLISH COMMERCIAL ADVANTAGES TO THE MEMBERS, SUCH AS DISCOUNTS ON DEPARTMENT STORES OR OTHER CONVENTIONS THAT CAN BE ESTABLISHED WITH THE DISTRIBUTION CHAIN IN TANZANIA.
- **INSURANCE SERVICES:** THE CIRCUIT WILL INSTIGATE AN AGREEMENT ON NATIONAL LEVEL WITH THE COVERAGE OF INSURANCE ON ACCIDENTS AND SICKNESS FOR THE MINERS REGISTERED IN THE SYSTEM
- **MICRO-FINANCE:** WITH THE SAME CONCEPT, THE CIRCUIT WILL ESTABLISH AN AGREEMENT WITH FINANCIAL INSTITUTIONS OPERATING IN TANZANIA, TO OFFER THE MINERS THE POSSIBILITY TO OBTAIN MICRO/FINANCE FOR THE PURCHASE OF LITTLE MACHINERIES AND TOOLS.

SERVICES TO GOVERNAMENTAL ENTITIES

- **PRECIOUS METALS PRODUCTION:** THE SERVICE CENTRES WILL IMPROVE SUBSTANTIALLY THE NATIONAL PRODUCTION OF GOLD, AND THANKS TO THE TECHNOLOGY UTILISED THAT IS CERTIFIED GREEN TECHNOLOGY, THE SERVICE CENTER WILL GUARANTEE A FULL TRACABILITY AND LEGALITY OF THE GOLD AND PRECIOUS METALS PRODUCTIONS TO THE COMMUNITIES OF MINERS AND TO SMALL SCALE MINERS IN THE AREA.
- **MONITORING OF THE SECTOR:** THE SERVICE CENTRES CAN PROVIDE DATAS INFORMATION TO THE GOVERNMENT, BEING ORGANISED WITH REGISTRATION CARDS AND RECOGNITION BADGES TO THE MINERS SUPPLYING THE MINERAL TO BE PROCESSED;
- **SERVICES TO ENFORCING AGENCIES:** BEING IN THE MINING AREAS, THE SERVICE CENTRES CAN BECOME VERY USEFUL IN COOPERATING WITH ENFORCING AGENCIES WITH INFORMATION AND MONITORING ON THE ILLEGAL MINING IN THE AREAS OF PERTINENCE.
- **CENSUS SERVICES:** THE SERVICE CENTRE WILL REGISTER IN A CLIENT REGISTRY ALL THE SMALL SCALE MINERS IN THE AREA OF OPERATIONS.

SERVICE CENTER OVERVIEW

 CLOSED CYCLE – WORKING TOGETHER

 INCOMING SERVICE / PRODUCT

 OUTGOING SERVICE / PRODUCT

 WORKING TOGETHER



MANAGEMENT OVERSIGHT, DUE-DILIGENCE, VETTING AND CONTRACTING OF MINERS AND VILLAGERS FOR THE SERVICE CENTERS THROUGHOUT THE COUNTRY

MINERS AND THEIR COMMUNITY



MINERS AND VILLAGERS WORK IN A CLOSE CIRCUIT WITH THE SERVICE CENTER IN THEIR COMMUNITIES



SERVICE CENTER CALYX LTD

CALYX LTD



NANO QUARTZ

CALYX LTD



RAW ORE IS REFINED INTO 999.9 PURITY OR DORE BARS FOR EXPORT



REFINED GOODS / DORE BARS ARE DELIVERED TO CLIENTS ABROAD



CLIENTS



CEMENT PRODUCTS ARE SOLD AND DELIVERED TO CLIENTS WORLD WIDE

LAYOUTS OF THE SERVICE CENTER

THE SERVICE CENTER IS REALIZED ON TOTAL AREA OF 20 HECTARES OF LAND. IT IS COMPOSED OF TWO MAIN AREAS THE INDUSTRIAL SERVICES AREA AND THE SOCIAL SERVICES AREA.

THE INDUSTRIAL AREA IS COMPOSED OF THE FOLLOWING SECTIONS:

- **MULTIFUNCTIONAL BUILDING CONTAINING THE LABORATORIES, THE CONTROL ROOM, ADMINISTRATIVE OFFICES, THE BANK AND THE REFINING AREA;**
- **INDUSTRIAL LINE CONTAINING ALL THE PROCESSING UNITS AND THE PROCESSING OF THE MINERALS;**
- **WATER RESERVES;**
- **SOLAR FARM AND ACCUMULATORS;**
- **LOGISTIC AND MAINTENANCE AREA;**
- **RECEPTION OF MATERIALS;**



THE SOCIAL AREA IS COMPOSED OF THE FOLLOWING SECTIONS:


- **MULTI-DISCIPLINE SPORT ACADEMY;**
- **FORMATION AREA;**
- **INSURANCE AND MICROFINANCE OFFICES;**
- **LODGING;**
- **MULTIFUNCTIONAL BUILDING FOR THE OFFICES AND CONFERENCE HALLS FOR THE DEVELOPMENT OF PROGRAMS OF THE NON-FOR PROFIT ORGANIZATIONS;**
- **COMMERCIAL AREA WITH SUPERMARKET, RESTURANT, AND ENTERTAINMENT ACTIVITIES;**
- **GAS STATION;**
- **MEMBERS COMMON SPACES FOR THE MEMBERS REUNIONS OR EVENTS;**












THE TORUS ACOUSTIC SYSTEM

❖ 6 UNITS OF 100 MTONS PER HOUR TOTAL 600 MTONS PER HOUS



INDUSTRIAL LINE COMPOSITION

- **IMPLOSOR 6 UNIT 100 METRIC TONS PER HOUR**
- **AIR COMPRESSOR UNIT 8 ATM 250LITERS**
- **DRY FILTERS UNIT :** •CONTAINER OF 40 FEET
- **(45000KG STORAGE) HEAD TANK 4 UNITS**
- **OZONE GENERATOR: 1 UNIT**
- **21 WATER FEED TANK & ACCESSORIES**
- **CONVEYOR: FEED CONVEYOR WITH GRIZZLY AND FEED HOPPER**
- **SLURRY PUMPS:** •4 SLURRY TRANSFER PUMP WITH SUMP (8 KW)
- **WATER & PUMPS:** •12 U
- **PIPING:** •PLANT PIPING INCLUDING WATER RETICULATION AND ACCESSORIES.
- **ELECTRICS:** •FULL ELECTRICAL RETICULATION INCLUDING WIRING, STOP/STARTS, EMERGENCY STOPS •MOTOR CONTROL CENTRE.
- **GENERATOR :** • PERKINS 100KVA

REVENUES (10 HOURS SERVICE)

MINERAL NANO-CREAM FOR CIVIL CONSTRUCTION (SPECIAL CEMENTS AND MALTS)

PRODUCTION H10 6,000 TONNES OF MINERAL NANO-CREAM

COMMODITY	PERCENTAGE OF NET PRODUCTION 6,000 TONS OF AURIFEROUS MINERAL 80% ON THE DAILY PRODUCTION	MEDIUM MARKET PRICE FOB PRICE (EUR / TON)	PRODUCTION (TON / DAY)	UNIT PRICE PRICE (EUR / TON)	TOTAL (EUR)
MINERAL NANO-CREAM FOR CIVIL CONSTRUCTION (SPECIAL CEMENTS AND MALTS)	80%	1,000.00 €	4,800	1,000.00 €	4,800,000.00 €

PRECIOUS METALS

PRODUCTION H10 6,000 TONS OF MINERAL TREATMENT PER DAY

REVENUE FROM PRECIOUS METALS	GRAMS / TON	PRICE / GRAM (BASED ON LBMA FIXING)	PRODUCTION PURE METALS (GRAMS)	TOTAL (EUR)
GOLD	8.00	€ 54.00	48,000	2,592,000.00 €
PLATINUM	0.45	€ 29.00	2,700	78,300.00 €
SILVER	1.2	€ 0.60	7,200	5,040.00 €
PALLADIUM	0.225	€ 72.00	1,350	97,200.00 €
TOTAL				2,772,540.00 €

REVENUE / YEAR WITH SERVICE OPERATIONAL 10 HOURS PER DAY

PRODUCTION	REVENUE / DAY	REVENUE / MONTH (24 WORK DAYS)	REVENUE / YEAR (288 DAYS)
MINERAL NANO-CREAM	4,800,000.00 €	115,200,000.00 €	1,382,400,000.00 €
PRECIOUS METALS	2,772,540.00 €	66,540,960.00 €	798,491,520.00 €
TOTAL	7,572,540.00 €	181,740,960.00 €	2,180,891,520.00 €

COST OF CONSTRUCTION

DESCRIPTION	QUANTITY	TOTAL COSTS
EXECUTIVE PROJECT	1	300,000.00 €
PURCHASE OF LAND (17 HECTARES)	1	3,800,000.00 €
CIVIL CONSTRUCTION OF THE VARIOUS UNITS	10	10,000,000.00 €
PRODUCTION AND INSTALLATION OF THE INDUSTRIAL LINE	1	12,000,000.00 €
SPARE PARTE AND MAINTENANCE	1	562,500.00 €
FURNITURE AND EQUIPMENTS FOR OFFICES AND BUILDINGS	1	4,456,000.00 €
LOGISTICS (TRUCKS AND MACHINERIES)	1	4,500,000.00 €
SOLAR FARM 1,2 MWATT	1	3,600,000.00 €
BATTERIES AND ACCUMULATORS FOR SOLAR FARM	1	3,500,000.00 €
SECURITY SYSTEMS	1	1,200,000.00 €
SAT. INTERNET AND TELEPHONE SYSTEM	1	150,000.00 €
TOTAL	20	44,068,500.00 €

COST OF PERSONELL (EURO CURRENCY €)

FUNCTION	#	GROSS WAGES	GROSS WAGES YEAR / UNIT	TOTAL WAGES	PESNION FUND AND DUTIES	SOCIAL CHARGES	COST OF PERSONELL / YEAR
GENERAL MANAGER AND CEO	1	5,000	60,000	60,000	12,000	36,000	108,000
CHIEF TECHNICAL OFFICER	2	4,500	54,000	108,000	21,600	32,400	162,000
TECHNICAL OFFICER	8	2,000	24,000	192,000	38,400	57,600	288,000
MACHINERY OPERATOR	12	1,200	14,400	172,800	34,560	51,840	258,400
ACCOUNTANT	2	1,200	14,400	28,800	5,760	8,640	43,200
ADMINISTRATION	6	1,200	14,400	86,400	17,280	25,920	129,600
IT OPERATOR	2	1,500	18,000	36,000	7,200	10,800	54,000
CHIEF LABORATORY OFFICER	4	1,800	21,600	86,400	17,280	25,920	129,600
COMMERCIAL DIRECTOR	2	2,250	27,000	54,000	10,800	16,200	81,000
CHEIF SECURITY OFFICER	2	1,500	18,000	36,000	7,200	10,800	54,000
SECURITY OPERATORS	6	1,200	14,100	86,400	17,280	25,920	129,600
SECURITY AGENTS	30	800	9,600	288,000	57,600	86,400	432,000
LOGISTICS	100	1500	18,000	1,800,000	360,000	540,000	2,700,000
EMPLOYEES	80	300	3,600	288,000	57,600	86,400	432,000
FEEDING AND EPOSIT OPERATORS	20	400	4,800	96,000	19,200	28,800	144,000
RESTAURANT	20	400	4,800	96,000	19,200	28,800	144,000
EXTERNAL COORDINATORS	4	200	2,400	9,600	1,920	2,880	14,400
CLEANING INDOORS AND OUT DOORS	20	200	2,400	48,000	9,600	14,400	72,000
TOTAL	313				714,470	1,031,800	5,375,400

FUEL COSTS IN EURO CURRENCY (€)

VEHICLES AND MACHINERIES	UNITS	PRICE FOR FUEL	DAILY QUANTITY (LITRES)	TOTAL FUEL (LITRES)	TOTAL PRICE	24 DAYS / MONTH	YEAR COST 288 WORKING DAYS
TANK TRUCK	5	0.89 €	200	1,000	890.00 €	21,360.00 €	256,320.00 €
LOADER TRUCK	40	0.89 €	200	8,000	7,120.00 €	170,880.00 €	2,050,560.00 €
VEHICLES 4X4	20	0.89 €	80	1,600	1,424.00 €	34,176.00 €	410,112.00 €
EXCAVATOR	20	0.89 €	220	4,400	3,916.00 €	93,984.00 €	1,127,808.00 €
FRONT LOADER	10	0.89 €	250	2,500	2,225.00 €	53,400.00 €	640,800.00 €
BULLDOZERS	10	0.89 €	250	2,500	2,225.00 €	53,400.00 €	640,800.00 €
BOBCATS	4	0.89 €	100	400	356.00 €	8,544.00 €	102,528.00 €
FORK - LIFTS	20	0.89 €	100	2,000	1,780.00 €	42,720.00 €	512,640.00 €
TOTAL	129				19,135.00 €	478,464.00 €	5,741,568.00 €

OTHER COSTS IN EURO CURRENCY (€)

	YEAR 1	YEAR 2	YEAR 3	YEAR 4	YEAR 5	YEAR 6	YEAR 7	YEAR 8	YEAR 9	YEAR 10
LICENSE	85,000	85,000	85,000	85,000	85,000	85,000	85,000	85,000	85,000	85,000
RENT	50,000	50,000	54,000	54,000	57,000	57,000	60,000	60,000	63,000	65,000
UTILITIES	50,000	50,000	50,000	50,000	55,000	55,000	55,000	55,000	60,000	60,000
TELEPHONE AND INTERNET	40,000	40,000	42,000	42,000	44,000	42,000	46,000	46,000	48,000	48,000
FUEL COSTS	5,600,000	5,768,000	5,933,040	6,144,031	6,328,352	6,518,202	6,713,748	6,915,160	7,122,615	7,336,293
TRIPS AND MISSIONS	50,000	50,000	50,000	55,000	55,000	60,000	60,000	60,000	65,000	65,000
PROMOTION	250,000	250,000	250,000	250,000	300,000	300,000	300,000	300,000	300,000	300,000
INSURANCE CHARGES	750,000	765,000	780,300	795,906	811,824	828,060	844,621	861,513	878,743	896,318
TAXES AND DUTIES	20,000	20,000	22,000	22,000	22,000	22,000	25,000	25,000	25,000	25,000
VARIOUS	500,000	500,000	500,000	500,000	500,000	500,000	500,000	500,000	500,000	500,000
TOTAL OTHER COSTS	7,395,000	7,578,000	7,766,340	7,997,937	8,258,176	8,467,262	8,689,369	8,907,673	9,147,358	9,380,611

CONSUMMABLES AND SPARE PARTS IN EURO CURRENCY (€)

MACHINES	DESCRIPTION	QUANTITY	COST / MONTH	COST / YEAR
GENERATOR	SPARE PARTS & CONSUMMABLES	5	500.00 €	6,000.00 €
TANK TRUCKS	SPARE PARTS & CONSUMMABLES	1	100.00 €	1,200.00 €
LOADING TRUCKS	SPARE PARTS & CONSUMMABLES	10	1,000.00 €	12,000.00 €
EXCAVATORS	SPARE PARTS & CONSUMMABLES	2	750.00 €	9,000.00 €
FRONT LOADERS	SPARE PARTS & CONSUMMABLES	2	800.00 €	9,600.00 €
BULLDOZERS	SPARE PARTS & CONSUMMABLES	1	800.00 €	9,600.00 €
BOBCATS	SPARE PARTS & CONSUMMABLES	3	600.00 €	7,200.00 €
FORKLIFTS	SPARE PARTS & CONSUMMABLES	3	150.00 €	1,800.00 €
VÉHICLES 4X4	SPARE PARTS & CONSUMMABLES	6	300.00 €	3,600.00 €
LABORATORY	PUMPS, VALVES AND OTHERS	1	1,000.00 €	12,000.00 €
MULTIFUNCTIONAL BUILDING	OTHER	1	500.00 €	6,000.00 €
OZONE GENERATOR	ELECTRIC AND HYDRAULIC	1	100.00 €	1,200.00 €
FILTER SACS	OTHER	1	200.00 €	2,400.00 €
IMPLOSOR	VALVES	1	50.00 €	600.00 €
COMPRESSOR	VALVES BELTS OTHERS	1	20.00 €	240.00 €
STRUCTURE	GENERAL	1	50.00 €	600.00 €
CRUSHERS	HAMMERS	1	300.00 €	3,600.00 €
CONCENTRATORS	CONDUCT AND VALVES	1	50.00 €	600.00 €
MILL	HAMMERS	1	300.00 €	3,600.00 €
SOLAR FARM	MAINTENANCE AND CLEANING	1	300.00 €	3,600.00 €
FUEL PUMPS	CLEANING	1	50.00 €	600.00 €
TOTAL				97,440.00 €

PROVISIONAL BUSINESS PLAN FOR 10 YEARS

IN EURO (€)	YEAR 1	YEAR 2	YEAR 3	YEAR 4	YEAR 5	YEAR 6	YEAR 7	YEAR 8	YEAR 9	YEAR 10
VOLUME BUSINESS B/TAX										
SALES GOLD	746,496,000	783,820,800	823,011,840	864,162,432	907,370,554	952,739,082	1,000,376,036	1,050,394,838	1,102,914,579	1,158,060,308
SALES MINERAL NANO-CREAM	1,382,400,000	1,451,520,000	1,524,096,000	1,600,300,800	1,680,315,840	1,764,331,632	1,852,548,214	1,945,175,625	2,042,434,406	2,144,556,126
SALES PLATINIUM	22,550,400	23,677,920	24,861,816	26,104,907	27,410,152	28,780,660	30,219,693	31,730,678	33,317,212	34,983,073
SALES SILVER	1,451,520	1,455,149	1,527,906	1,604,301	1,684,516	1,768,742	1,857,179	1,950,038	2,047,540	2,149,917
SALES PALLADIUM	27,993,600	29,393,280	30,862,944	32,406,091	34,026,395	35,727,715	37,514,101	39,389,806	41,359,296	43,427,261
TOTAL SALES	2,180,891,520	2,289,867,149	2,404,360,506	2,524,578,531	2,650,807,457	2,783,347,831	2,922,515,223	3,068,640,985	3,222,073,033	3,383,176,685
COST OF COMMODITES										
PURCHASE GOLD(70%SALES)	522,547,200	548,674,560	576,108,288	604,913,702	635,159,388	666,917,357	700,263,225	735,276,387	772,040,205	810,642,216
MIN. NANO-CREME (25%SALES)	345,600,000	362,880,000	381,024,000	400,075,200	420,078,960	441,082,908	463,137,053	486,293,906	510,608,601	536,139,031
PLATINIUM (70% SALES)	15,785,280	16,574,544	17,403,271	18,273,435	19,187,106	20,146,462	21,153,785	22,211,475	23,322,048	24,488,151
SILVER (70% SALES)	1,016,064	1,018,604	1,069,534	1,123,011	1,179,161	1,238,119	1,300,025	1,365,027	1,433,278	1,504,942
PALLADIUM (70% SALES)	19,595,520	20,575,296	21,604,061	22,684,264	23,818,476	25,009,400	26,259,871	27,572,864	28,951,507	30,399,083
TOTAL COST COMMODITIES	904,544,064	949,723,004	997,209,154	1,047,069,612	1,099,423,091	1,154,394,246	1,212,113,959	1,272,719,659	1,336,355,639	1,403,173,423
CONSTRUCTION COST										
TOTAL	44,068,500									
COST OF PERSONELL										
TOTAL COST PERSONELL	5,375,400	5,536,662	5,702,762	5,873,845	6,050,060	6,231,562	6,418,509	6,611,064	6,809,396	7,013,678
VARIOUS										
OTHER COSTS	7,395,000	7,578,000	7,766,340	7,997,937	8,258,176	8,467,262	8,689,369	8,907,673	9,147,358	9,380,611
TOTAL	959,382,964	962,837,666	1,010,678,256	1,060,941,394	1,113,731,327	1,169,093,070	1,227,221,837	1,288,238,396	1,352,312,393	1,419,567,712
REVENUE BEFORE TAX	1,219,508,556	1,327,029,483	1,393,682,250	1,463,637,137	1,537,076,130	1,614,254,761	1,695,293,386	1,780,402,589	1,869,760,640	1,963,608,973
CORPORATE TAX (30%)	365,852,567	398,108,845	418,104,675	439,091,141	461,122,839	484,276,428	508,588,016	534,120,777	560,928,192	589,082,692
NET BENEFIT AFTER TAX	853,655,989	928,920,638	975,577,575	1,024,545,996	1,075,953,291	1,129,978,333	1,186,705,370	1,246,281,812	1,308,832,448	1,374,526,281