

G S GROUP LIMITED



**AUDITED FINANCIAL STATEMENTS
FOR THE YEAR ENDED 31ST DECEMBER, 2019**

SHEBRILA & CO
CERTIFIED PUBLIC ACCOUNTANTS
IN PUBLIC PRACTICE
P.O. BOX 22131
TEL. 255-22-25506368
E-MAIL: shebrilacpapp@gmail.com
DAR ES SALAAM

GS GROUP LIMITED

REPORT OF THE DIRECTORS FOR THE YEAR ENDED 31ST DECEMBER, 2019

The Directors hereby submit their report together with the audited financial statements for the year ended 31st December, 2019 which disclose the financial position of the Company. The audited financial statements are set out on page 5 to 15 of the report.

1.0 DIRECTORS

The Directors, who served GS GROUP LIMITED during the year ended 31st December, 2019 are stated below:

| S/N | NAME OF SHAREHOLDER | NO. OF SHARES | SHAREHOLDING % |
|-----|---------------------|---------------|----------------|
| 1 | GUO DONG JIAN | 100 | 10 |
| 2 | CHEN YONG QING | 300 | 30 |
| 3 | SHI YOU QING | 300 | 30 |
| 4 | SHI WENBIN | 300 | 30 |
| | TOTAL | 1,000 | 100 |



2.0 STATEMENT OF DIRECTORS' RESPONSIBILITY IN RESPECT OF THE FINANCIAL STATEMENTS:

The Directors are responsible for the preparation of the Financial Statements of Splendors Control Limited which shows a true and fair view of the state of affairs of the company in accordance with the International Accounting Standards issued by the International Accounting Standards Board (IASB). The Auditors are responsible for reporting on these financial statements.

The Directors confirm that suitable accounting principles have been used and applied consistently and reasonable and prudent judgments and estimates have been made in the preparation of the financial statements for the year ended 31st December, 2018. The Directors also, confirm that applicable accounting standards have been followed in the preparation of the financial statements.

The directors are responsible to ensure that the Company keeps proper accounting records that disclose with reasonable accuracy at any time the financial position of the company. They are also responsible for safeguarding the assets of the company and hence, for taking

reasonable steps for the prevention and detection of fraud, errors and other irregularities. The Directors are also responsible for the maintenance of an adequate system of internal controls.

3.0 PRINCIPAL FUNCTIONS

The principal activities of the Company are import, assembling and sale of motor cycles and spares.

In exercising its functions of control and management, the Company shall have regard to:

- The political, economic and social aspirations of the people of the United Republic of Tanzania.
- The health and general welfare of the members of the public by guiding its operations in a manner that conserves the environment in a coherent and sustainable way.



4.0 PERFORMANCE AND FUTURE DEVELOPMENT

Performance

The Financial Statements have indicated that:

- There has been a systematic increase in the company's income.
- The company has got well-articulated corporate plans to guide in the operations both in the short term and the foreseeable future.

Future Development Plans

The company's vision is to increase the assembling of motor cycles.

5.0 SOLVENCY OF THE COMPANY

The Directors have reviewed the current financial position of the company. On the basis of the review, the Directors are of the opinion that the company is on sound financial footing, being able to meet all its current and maturing financial obligations without hindrance.

6.0 EMPLOYEES WELFARE

Training

The Company offers in-house training to her employees both on short and long term basis to enhance efficiency and provide best services to their clients.

Medical facilities

The Company meets fully the cost of medical consultations and treatment for all employees and their immediate dependants.

Relationship between Management and Employees

There is a systematic procedure of communication with employees on a regular basis, which is done through meetings with management and staff.

Persons with disabilities

It is the company's policy to give equal opportunities to persons with disabilities for vacancies they are able to work. Employment by the company is therefore non-discriminatory.

7.0 RELATED PARTY TRANSACTIONS

There were no related party transactions during the year ended 31st December 2019

8.0 AUDITORS

M/S Shebrila & Co. Certified Public Accountants in Public Practice of P.O. Box 22131 Dar es salaam were appointed as Auditors of the Company; have also expressed their willingness to be re-appointed as External Auditors and Tax Consultants for the next financial year.




.....
DIRECTOR



28/06/2020
.....
DATE

G S GROUP LIMITED

REPORT OF THE AUDITORS

We have audited the Financial Statements of G S GROUP LIMITED as at 31st December 2019, as set out on pages 2 to 8 which have been prepared on the basis of the accounting policies which were consistently applied.

RESPECTIVE RESPONSIBILITIES OF MANAGEMENT AND AUDITORS

The Company Management is responsible for the preparation of financial statements which give a true and fair view of the Company's state of affairs and of the operating results. Our responsibility is to form an independent opinion based on our audit of the financial statement and report our opinion.

BASIS OF OPINION


We conducted our audit in accordance with the International Standards on Auditing. An audit includes examination, on test basis, of evidence relevant to the amounts and disclosures in the financial statements. It also includes an assessment of the significant estimates and judgments made by the Management in the preparation of the financial statements, and of whether the accounting policies are appropriate to the Company's circumstances, consistently applied and adequately disclosed.

We planned and performed our audit so as to obtain all the information and explanations which we considered necessary in order to provide us with sufficient evidence to give reasonable assurance that the financial statements are free of material misstatements. In forming our opinion we also evaluated the overall adequacy of the presentation of information in the financial statements.

Opinion

In our opinion, the financial statements presents fairly, the financial position of the G S GROUP LIMITED as at 31st December 2019, and results of its operations and cash flow for the year ended on that date.

SHEBRILA & CO.
CERTIFIED PUBLIC ACCOUNTANTS
IN PUBLIC PRACTICE
P.O. Box 22131
Tel: 255-22-25506368
DAR ES SALAAM



B.M. HAKILI - ACPA 442
PARTNER
JUNE, 2020



G S GROUP LIMITED

STATEMENT OF FINANCIAL POSITION AS AT 31ST DECEMBER 2019

| | Notes | 31.12.2019 TZS | 31.12.2018 TZS |
|---------------------------------------|-------|----------------------|--------------------|
| ASSETS | | | |
| Non current assets | | | |
| Property, plant and equipment | 3 | 168,821,463 | 36,886,503 |
| Current assets | | | |
| Stocks | | 85,532,674 | 216,884,144 |
| Debtors | 4 | 134,674,150 | 485,370,911 |
| VAT Receivable | | - | 39,039,146 |
| Cash and Bank balances | 5 | 825,686,178 | 131,924,128 |
| Total current assets | | <u>1,045,893,002</u> | <u>873,218,329</u> |
| TOTAL ASSETS | | <u>1,214,714,465</u> | <u>910,104,832</u> |
| EQUITY AND LIABILITIES | | | |
| Equity | | | |
| Equity attributable to Owners | | | |
| Share Capital | 6 | 922,265,407 | 922,265,407 |
| Retained/(Loss) Earnings | | 102,001,451 | (92,182,728) |
| Total Equity | | <u>1,024,266,858</u> | <u>830,082,679</u> |
| Current liabilities | | | |
| Accounts Payables and Accrued Charges | 7 | 2,000,000 | 2,000,000 |
| VAT Payable | | 34,285,179 | - |
| Taxation Account | 8 | 154,162,428 | 78,022,152 |
| Total current liabilities | | <u>190,447,607</u> | <u>80,022,152</u> |
| TOTAL EQUITY AND LIABILITIES | | <u>1,214,714,465</u> | <u>910,104,832</u> |

The notes 1 to 13 form part of these financial statements.


.....
DIRECTOR

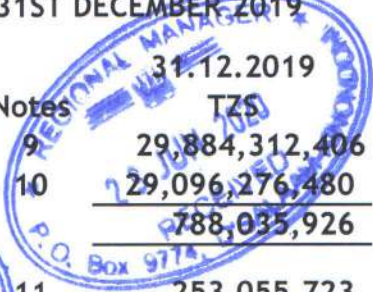


28/06/2020
.....
DATE

G S GROUP LIMITED

**STATEMENT OF COMPREHENSIVE INCOME
FOR THE YEAR ENDED 31ST DECEMBER 2019**

| | Notes | 31.12.2019 TZS | 31.12.2018 TZS |
|---|-------|---------------------|----------------------|
| Revenue | 9 | 29,884,312,406 | 21,116,373,789 |
| Cost of sales | 10 | 29,096,276,480 | 20,597,752,983 |
| Gross profit | | 788,035,926 | 518,620,806 |
| Selling and Distribution Expenses | 11 | 253,055,723 | 132,798,050 |
| Administrative expenses | 12 | 250,707,093 | 248,846,621 |
| Financial Charges | 13 | 3,448,655 | 7,606,532 |
| Total expenses | | 507,211,471 | 389,251,203 |
| Profit/(Loss) before tax | | 280,824,455 | 129,369,603 |
| Tax Provision | | 86,640,276 | 42,882,436 |
| | | 194,184,179 | 86,487,167 |
| Prior Year's Tax: | | | |
| Corporation Tax | | - | (104,632,513) |
| WHT | | - | (919,069) |
| PAYE | | - | (6,475,366) |
| Stamp Duty | | - | (778,192) |
| SDL | | - | (1,003,005) |
| VAT | | - | - |
| | | - | (113,808,145) |
| Profit/(Loss) for the year | | 194,184,179 | (27,320,978) |
| RETAINED EARNINGS/(LOSS) BROUGHT FORWARD | | (92,182,728) | (64,861,750) |
| RETAINED EARNINGS/(LOSS) CARRIED FORWARD | | 102,001,451 | (92,182,728) |



The notes 1 to 12 form part of these financial statements.
Independent auditors' report - Page 1

[Handwritten Signature]
.....
DIRECTOR



28/06/2020
.....
DATE

G S GROUP LIMITED

STATEMENT OF CHANGE IN EQUITY FOR THE YEAR ENDED 31ST DECEMBER, 2019

| | Share Capital | Retained/(Loss) Earnings | Total Equity |
|------------------------------------|--------------------|-----------------------------|----------------------|
| Balance at 1 January 2018 | 922,265,407 | (64,861,749) | 857,403,658 |
| Profit/(Loss) for the Year | - | (27,320,978) | (27,320,978) |
| Advance Towards Share Capital | - | | |
| Balance at 31 December 2018 | 922,265,407 | (92,182,727) | 830,082,680 |
| Balance at 1 January 2019 | 922,265,407 | (92,182,727) | 830,082,680 |
| Profit/(Loss) for the Year | - | 194,184,179 | 194,184,179 |
| Advance Towards Share Capital | - | - | - |
| Balance at 31 December 2019 | 922,265,407 | 102,001,452 | 1,024,266,859 |




G S GROUP LIMITED

STATEMENT OF CASH FLOW FOR THE YEAR ENDED 31ST DECEMBER 2019

| | 31.12.2019 TZS | 31.12.2018 TZS | |
|--|-------------------|-------------------|---|
| Cash from operating activities | | | |
| Profit/(Loss) before Tax | 280,824,455 | 129,369,603 | |
| Prior years' tax | - | (113,808,145) | |
| Depreciation | 25,691,064 | 7,022,394 | |
| | 306,515,519 | 22,583,852 | |
| Working capital adjustments: | | | |
| (Increase)/decrease in Inventories | 131,351,470 | (64,284,144) | |
| (Increase)/decrease in Debtors | 350,696,761 | 310,010,435 | |
| (Increase)/decrease in VAT | 73,324,325 | (354,205,144) | |
| Increase/(decrease) in Payables | - | (1,104,400) | |
| Net cash flow from/(used in) Operating Activities | 555,372,556 | (109,583,253) | |
| CASH FROM OPERATIONS | 861,888,075 | (86,999,401) | # |
| Cash flow from/(to) investing activities | | | |
| (Purchases) of property, plant and equipment | (157,626,024) | (41,906,203) | |
| | 704,262,051 | (128,905,604) | |
| Income tax paid | (10,500,000) | (10,000,000) | |
| Net Cash from/(used) investing activities | 693,762,051 | (138,905,604) | |
| Cash flow from financing activities | | | |
| Paid up capital | - | - | |
| | - | - | |
| Net increase/(Decrease) in cash and cash equivalents | 693,762,051 | (138,905,604) | |
| Cash and cash equivalents at the beginning of the year | 131,924,125 | 270,829,731 | |
| Cash and cash equivalent at the end of the year | 825,686,176 | 131,924,125 | |

The notes 1 to 13 form part of these financial statements.
Independent auditors' report - Page 1

.....
DIRECTOR



28/06/2020
.....
DATE



G S GROUP LIMITED

Notes to the financial statements for the year
ended 31st December, 2019

NOTE 1.0 GENERAL INFORMATION

G S GROUP Limited was incorporated on 12th December, 2012 under the Companies Act 2002 vide Certificate of Incorporation No. 95762. The registered Office of the Company is at Nyamwezi Street, Ilala District, P. O. Box 105033, Dar Es Salaam - Tanzania.

Current activities of the company are the Import and Sale of Motorcycles.

NOTE 1.1 PRINCIPAL ACCOUNTING POLICIES

1.1.1 Basis of Preparation

The accounts have been prepared under the historical cost Convention in accordance with International Financial Reporting Standards

1.1.2 Currency Translation

(i) Presentation Currency

The financial statements are presented in Tanzania Shillings.

(ii) Translation of foreign Currency

Transactions in foreign currencies are translated into Tanzania shilling based on exchange rates ruling at the date of the respective transaction. All assets and liabilities designated in Foreign Currencies as at the year-end are translated into Tanzania shillings at the rates ruling at the Balance Sheet date. Exchange gains and losses resulting from the settlement of such transactions at year-end are recognised in the Profit and Loss Account.

1.2 Property, Plant and Equipment

Property, Plant and Equipment comprise of, motor vehicles, office equipment, furniture, computer and printer. All property, plant and equipment are shown at cost/valuation, less depreciation.


Depreciation is to be calculated using the straight-line method to allocate the cost /valuation of each asset to its residual value over its estimated useful life as follows:



G S GROUP LIMITED

Notes to the financial statements for the year ended 31st December, 2019(continued)

| ASSET | Expected Useful Years |
|----------------------|--------------------------|
| Computer and Printer | 3 |
| Office Equipment | 8 |
| Motor Vehicles | 4 |
| Furniture | 8 |



The assets' residual values and useful lives are reviewed, and adjusted if appropriate, at each balance sheet date. An asset's carrying amount is written down immediately to its recoverable amount if the asset's carrying amount is greater than its estimated recoverable amount.

Gains and losses on disposals are determined by comparing the disposal proceeds with the carrying amount and are included in the Profit and Loss Account.

Full depreciation is charged in the year the asset is acquired and none is charged during the year of disposal.

1.3 Trade Receivables

The Company recognizes trade receivables initially at original invoice amount, which is fair value at transaction date. An allowance for impairment of trade receivables is established when there is objective evidence that the company will not be able to collect all amounts due according to the original terms of the receivables. The amount of the allowance is recognized in the Statement of Comprehensive Income

1.4 Cash and Cash Equivalents

The company's cash comprises cash in hand and at banks.

(i) Liquidity and Credit Risks

The liquidity and credit risks associated with cash and cash equivalents is limited to the extent that the banks into which the funds have been deposited have high credit-ratings assigned by international credit-rating agencies. Risks associated with trade and other receivable is low.

G S GROUP LIMITED

Notes to the financial statements for the year ended 31st December, 2019(Continued)

1.5 Inventory

Inventories comprise Motor Cycles. These are stated at the lower of cost or net realizable value. Cost is determined using first-in first-out (FIFO) method. Net realizable value is the estimated selling price in the ordinary course of business less selling expenses.

1.6 Foreign Currency Transactions

Transactions in foreign currencies during the year are converted into Tanzania shillings at rates ruling at the date of transaction. Monetary assets and liabilities denominated in foreign currency at the balance sheet date are restated in Tanzanian shillings using the rate ruling at the balance sheet date. Exchange gains and losses are dealt with in the statement of comprehensive Income in the year in which they arise.

1.7 Revenue

Income represents sale of Motorcycles.

1.8 Expenditure

All expenditures are recognised on accrual basis

1.9 Social Security Costs

The Company makes monthly contributions to National Social Security Fund (NSSF). The Company contributes 10% and employees contribute 10% of the employee's gross salary. The Company has no further payment obligations once the contributions have been remitted. The employers' contributions are charged to the statement of comprehensive income during the year under review.

G S GROUP LIMITED

NOTES FOR THE YEAR ENDED 31ST DECEMBER 2019 (Continued)
NOTE 3: SCHEDULE OF FIXED ASSETS AS AT 31ST DECEMBER 2019

| Cost | WORK- IN-PROGRESS | | Motor Vehicles | | Office Equipment | | Furniture & Fittings | | Computer & Printer | | Total |
|-----------------------|----------------------|------------|----------------|-------------|---------------------|-----------|-------------------------|-----------|-----------------------|------------|-------------|
| | | TZS | | TZS | | TZS | | TZS | | TZS | |
| As at 01.01.2019 | | 16,041,796 | | 67,827,506 | | 2,153,898 | | 3,177,797 | | 11,352,457 | 100,553,454 |
| Additions | | 76,683,033 | | 80,903,691 | | - | | 39,300 | | - | 157,626,024 |
| As at 31.12.2019 | | 92,724,829 | | 148,731,197 | | 2,153,898 | | 3,217,097 | | 11,352,457 | 258,179,478 |
| DEPRECIATION | | | | | | | | | | | |
| As at 01.01.2019 | | - | | 48,759,708 | | 1,615,422 | | 1,939,365 | | 11,352,456 | 63,666,951 |
| Charge for the Year | | - | | 24,992,872 | | 538,475 | | 159,717 | | - | 25,691,064 |
| As at 31.12.2019 | | - | | 73,752,580 | | 2,153,897 | | 2,099,082 | | 11,352,456 | 89,358,015 |
| NET BOOK VALUE | | | | | | | | | | | |
| As at 31.12.2019 | | 92,724,829 | | 74,978,617 | 1 | 1 | 1,118,016 | | | 1 | 168,821,463 |
| As at 31.12.2018 | | 16,041,796 | | 19,067,798 | | 538,476 | | 1,238,432 | | 1 | 36,886,503 |



G S GROUP LIMITED

NOTES TO THE FINANCIAL STATEMENTS FOR THE YEAR ENDED 31 DECEMBER 2019 (Continued)

| | 31.12.2019 TZS | 31.12.2018 TZS |
|---|--------------------|--------------------|
| 4 DEBTORS AND PREPAYMENTS | | |
| Trade Debtors | 105,148,726 | 485,370,911 |
| Other Debtors | 29,525,424 | - |
| Total | 134,674,150 | 485,370,911 |
| 5 CASH & BANK BALANCE | | |
| Cash on Hand | - | - |
| NMB | 408,310,992 | 29,251,675.00 |
| CRDB LTD | 9,064,194 | 48,916,073 |
| EXIM BANK | 408,310,992 | 53,756,380.00 |
| Total | 825,686,178 | 131,924,128 |
| 6 SHARE CAPITAL | | |
| <i>AUTHORISED:</i> | | |
| 1,000 ordinary shares of TZS 1,000,000/= each | 1,000,000,000 | 1,000,000,000 |
| Issued and paid up capital | | |
| 753 Ordinary shares of TZS 1,000,000/= each | 753,000,000 | 753,000,000 |
| Advance Towards Share Capital | 169,265,407 | 169,265,407 |
| | 922,265,407 | 922,265,407 |
| 7 ACCOUNTS PAYABLE | | |
| Trade Creditors | - | - |
| Other Creditors | - | - |
| Accrued Charges | 2,000,000 | 2,000,000 |
| Total | 2,000,000 | 2,000,000 |
| 8 TAXATION ACCOUNT | | |
| Balance brought down | 78,022,152 | 45,139,716 |
| Provided in the year | 86,640,276 | 42,882,436 |
| | 164,662,428 | 88,022,152 |
| Tax Payments | 10,500,000 | 10,000,000 |
| At 31 December 2019 | 154,162,428 | 78,022,152 |

G S GROUP LIMITED

NOTES TO THE FINANCIAL STATEMENTS FOR THE YEAR ENDED 31 DECEMBER 2019 (Continued)

| | 31.12.2019 TZS | 31.12.2018 TZS |
|---|-----------------------|-----------------------|
| 9 REVENUE | | |
| Sales | 29,884,312,406 | 20,722,476,467 |
| Other Income(Cashewnuts) | - | 393,897,322 |
| Total | 29,884,312,406 | 21,116,373,789 |
| 10 COST OF SALES | | |
| Opening Stock | 216,884,144 | 152,600,000 |
| Add: Purchases | 28,964,925,010 | 20,662,037,127 |
| | 29,181,809,154 | 20,814,637,127 |
| Less: Closing Stock | 85,532,674 | 216,884,144 |
| Total | 29,096,276,480 | 20,597,752,983 |
| 11 SELLING AND DISTRIBUTION EXPENSES | | |
| Motor vehicle Running Expenses | 34,436,041 | 26,759,573 |
| Plate Numbers | 80,112,370 | 35,111,576 |
| Business Promotion | 48,665,131 | 45,386,901 |
| Business Licence | 1,683,000 | 1,100,000 |
| Transport Expenses | 88,159,181 | 24,440,000 |
| Total | 253,055,723 | 132,798,050 |
| 12 ADMINISTRATIVE EXPENSES | | |
| Office and Godown Rent | 76,334,640 | 131,818,500 |
| Withholding Tax on Rent | 7,633,464 | 13,181,850 |
| Stamp Duty | 763,346 | 1,318,185 |
| Electricity and Water | 2,763,905 | 262,764 |
| Printing & Stationery | 747,347 | 1,048,629 |
| Repair and Maintenance | 4,213,364 | 5,104,276 |
| Telephone,Postage and Internet | 1,324,492 | 2,434,303 |
| Immigration Expenses | 4,464,250 | 6,028,750 |
| Travelling and accomodation | 22,942,693 | 18,821,783 |
| Office cleaning | 610,000 | 466,949 |
| Balance carried forward | 121,797,502 | 180,485,989 |



G S GROUP LIMITED

NOTES TO THE FINANCIAL STATEMENTS FOR THE YEAR ENDED 31 DECEMBER 2019 (Continued)

| | 31.12.2019 TZS | 31.12.2018 TZS |
|--------------------------------|--------------------|--------------------|
| Balance brought down | 121,797,502 | 180,485,989 |
| Audit Fees | 2,000,000 | 2,000,000 |
| Licence and Fees | - | 450,000 |
| Director's Remuneration | 50,400,000 | 30,400,000 |
| Salary administration | 23,200,000 | 17,200,000 |
| EFD | 1,170,000 | 245,763 |
| NSSF [Employer's Contribution] | 8,604,000 | 4,760,000 |
| Skills & Development Levy | 3,871,800 | 690,000 |
| Workers Compensation Fund | 860,400 | 1,376,000 |
| Fire Extinguisher | 785,593 | 23,000 |
| OSHA | 1,820,000 | - |
| Filling Fees | - | 66,000 |
| Staff welfare | 2,566,176 | 481,000 |
| City Service Levy | 1,978,800 | 1,221,000 |
| Depreciation | 25,691,064 | 7,022,394 |
| Insurance | 295,000 | - |
| Fine and Penalties | 343,000 | 390,000 |
| Security Charges | 5,323,758 | 2,035,475 |
| Total | 250,707,093 | 248,846,621 |
| 13 FINANCE COSTS | | |
| Bank charges | 3,448,655 | 7,606,532 |
| Interest expenses | - | - |
| Total | 3,448,655 | 7,606,532 |





TANZANIA REVENUE AUTHORITY
DOMESTIC REVENUE DEPARTMENT

NOTICE OF SELF ASSESSMENT

TIN: 119-464-382

If undelivered please return to P.O.Box 9774, Dar es Salaam, Tanzania

GS GROUP LIMITED

Plot 371 Block B
MIKOCHENI B
P.O Box 105033
DAR ES SALAAM



Assessment No: F 422031284

Year of Income: 2019
Tax Debit No. 4 44 57 15 72
Tax Type: Corporate Tax

Asst. Worked by : Dativa John
Asst. Approved by : Subira kasimu Kasitu

Date of Issue: 29-06-2020

Take notice that you have been assessed under the Income Tax Act, 2004. If you dispute this Assessment you must give me notice of objection in writing stating precisely the grounds of the objection within 30 days from the date of issue of this Notice of Assessment.

| SOURCE OF INCOME | DESCRIPTION | INCOME |
|--|-------------------------------------|-----------------------|
| | Agriculture | 0.00 |
| | Dividends | 0.00 |
| | Interest | 0.00 |
| | Other Incomes | 0.00 |
| | Pension | 0.00 |
| | Rents | 0.00 |
| | Trade, Profession etc | 288,800,919.00 |
| | TOTAL INCOME | 288,800,919.00 |
| INCOME DEDUCTIONS | | |
| Remarks: | Deficits b/f | 0.00 |
| | Dividends | 0.00 |
| | Income Per IPC Cases. | 0.00 |
| | Interest Paid | 0.00 |
| | Losses | 0.00 |
| | Others | 0.00 |
| | Personal Allowances(Life Insurance) | 0.00 |
| | Retirement Benefits | 0.00 |
| | Withholding(Rent, Premium etc.) | 0.00 |
| | TOTAL DEDUCTIONS | 0.00 |
| CHARGEABLE INCOME | Chargeable Income | 288,800,919.00 |
| TAX RATE | Tax Rate | 30% |
| TAX DUE | Tax Due | 86,640,275.70 |
| ADDITIONAL TAX | | |
| | Interest (Sec 75 of TAA, 2015) | 6,941,315.50 |
| | Penalty (Sec 78 of TAA, 2015) | 0.00 |
| | Sub total | 6,941,315.50 |
| TOTAL TAX | Total Tax | 93,581,591.20 |
| TAX PAID AT SOURCE | | |
| | Dividends | 0.00 |
| | Interest | 0.00 |
| | Management Fees | 0.00 |
| | Others | 0.00 |
| | P.A.Y.E | 0.00 |
| | Royalties | 0.00 |
| | Withholding(Rent, Premium etc) | 0.00 |
| | TOTAL TAX PAID AT SOURCE | 0.00 |
| GRAND TAX | Grand Tax | 93,581,591.20 |
| TAX ON PROVISIONAL | Less Tax on Provisional Assess | 10,500,000.00 |
| NET TAX | NET TAX PAYABLE | 83,081,591.20 |
| Exempted Tax under IPC or Tanzania Investment Center | | |
| DUE DATE | 30-06-2020 | |

You are required to effect payment before due date.
Please indicate the above Tax Debit Number when making payments




TANZANIA REVENUE AUTHORITY

**RETURN OF INCOME
MADE ON BEHALF OF ENTITY**

YEAR OF INCOME: **2019**

To: **GS Group Limited
P.O. Box 105033
DAR ES SALAAM**

TIN: **119 464 382**



NOTE

This return is submitted under the provisions of Section 91 of the Income Tax Act, 2004. You are hereby required to furnish the return of income not later than six (6) months after the end of the year of income, showing your total worldwide income if you were resident in the United of Republic or income the source of which is United Republic if you were not resident during the year You are required to make payment of the income tax still to be paid for the year of income based on the declared income.

Before filling the form, please read the attached notes at the end of the form carefully.

There are penalties for not filing a tax return or for filing false return

Date of issue: Issuing office:
P.O. Box:
Tel: Fax:
E-mail address:

PART I: GENERAL INFORMATION/ENTITY'S PARTICULARS

1. TIN: **119 464 382**

2. Name of entity: **GS Group Limited**

3. Residential status (Please tick the appropriate box):
Resident Non-Resident

4. Postal Address:
P.O. Box **105033** Postal Town **DAR ES SALAAM**

5. Business Physical Address:
Street/Location **MIKOCHEWI B1** Plot No. **371** Block No. **B**

6. Contact Numbers:
Phone number: **0755 282 833** Second Phone Number:
Third Phone Number:
Fax number:
E-mail address:
From: Day Month Year To: Day Month Year
01 01 2019 31 12 2019

PART II: COMPUTATION OF INCOME AND TAX

| | SOURCE OF INCOME | CHARGEABLE INCOME (TZS) | UNRELIEVED LOSS C/F (TZS) | TAX PAYABLE (TZS) |
|-----------|---|-------------------------|---------------------------|-------------------|
| A. | BUSINESS INCOME (include Trade, Profession, etc) | | | |
| 9. | Income (Other than income in rows 10 to 13) | 288,800,919 | | |
| 10. | Mining | - | | |
| 11. | General Insurance | - | | |
| 12. | Life Insurance | - | | |
| 13. | Controlled Foreign Corporations | - | | |
| 14. | Sub Total (sum rows 9 to 13) | | | |
| 15. | Unrelieved loss (in rows 9 to 13) | 288,800,919 | | |
| | <i>If row no 14 is greater than row 15 then fill row 16 otherwise fill row 17</i> | | | |

| | | | |
|-----------------------------|---|-------------|--|
| 16. | Chargeable Business Income excluding Agricultural income (row 14 minus 15) | 288,800,919 | |
| 17. | Unrelieved loss from business c/f (row 15 minus 14) | | |
| 18. | Agricultural income | | |
| 19. | Unrelieved loss from agriculture c/f | | |
| 20. | Total chargeable business income (row 16 plus 18) | 288,800,919 | |
| B. INVESTMENT INCOME | | | |
| 21. | Income (Other than Final Withholding) | | |
| 22. | Dividends (from corporation listed on Dar es Salaam Stock Exchange) | | |
| 23. | Dividends (from corporation not listed on the Dar es Salaam Stock Exchange) | | |
| 24. | Interest | | |
| 25. | Rent | | |
| 26. | Royalties | | |
| 27. | Natural resource payment | | |
| 28. | Net gains from realization of investment assets | | |
| 29. | Other investment (specify in separate schedule) | | |
| 30. | Sub Total (sum rows 21 to 29) | | |
| 31. | Unrelieved loss from investment <i>If row 30 is greater than row 31 then fill row 32 otherwise fill row 33</i> | | |
| 32. | Total investment income (row 30 minus 31) | - | |
| 33. | Unrelieved investment loss c/f (row 31 minus 30) | | |
| 34. | Total income from business and investment (row 20 plus 32) | 288,800,000 | |
| 35. | Repatriated Income of a Domestic Permanent Establishment and Tax | | |
| 36. | Final withholding payments and tax <i>If the entity is liable to Alternative Minimum Tax then fill row 37(b) otherwise fill row 37(a).</i> | | |
| 37. | (a) Total Tax (row 34 plus 35 plus 36) or (b) Alternative Minimum Tax (0.3% of current year's turnover) | 86,640,276 | |
| 38. | Tax deducted at source | | |
| 39. | Installment Tax payments <i>If (row 37 minus 38 minus 39) is positive then fill row 40 otherwise fill row 41</i> | 10,500,000 | |
| 40. | Net Tax Payable (row 37 minus 39) | 76,140,276 | |
| 41. | Net Tax Repayable (row 37 minus 38 minus 39) | | |
| 42. | Due Date of Submission of Return | 30.6.2020 | |



DECLARATION

I hereby declare that the information given on this return and any accompanying documents is complete and accurate to the best of my knowledge and belief.

Title: Mr. Mrs. Ms.

First Name: SHI Middle Name: 709 Surname: QING

Position: DIRECTOR

Signature: _____ Date: Day 28 Month 06 Year 2020

CERTIFICATE
(To be completed by a Certified Public Accountant in public practice)

- A) Pursuant to the provision of Section 135(1) of the Income Tax Act, 2004 I hereby certify that I have examined the documents maintained by GS Group Limited (Name of the Entity) and used in the preparation of this return and to the best of my knowledge, the return and attachments thereof present a true and fair view of the operations of the Entity for the year of income 2019
- OR
- B) Pursuant to the provision of Section 135(2) of the Income Tax Act, 2004 I refuse to sign the return of _____ (name of entity) for the year of income _____, as required by section 135(1), because of the following reason(s)

Title: Mr. Mrs. Ms. First Name BONAVENTURE Middle Name MODEST Surname HAKILIRegistration Number Issued by National Board of Accountants and Auditors: 033Position PARTNERSignature [Signature] Date Day 28 Month 06 Year 2020PART III: FINANCIAL INFORMATION ON THE ENTITY'S BUSINESS
(Other than Agricultural business)

| | DESCRIPTION | AMOUNT (TZS) |
|----------------------|--|----------------|
| 43 | Gross Sales or turnover | 29,884,312,406 |
| 44 | Opening value of Trading stock | 216,884,144 |
| 45 | Expenditure incurred included in the cost of Trading stock | 28,964,925,010 |
| 46 | Closing value of Trading stock | 85,532,674 |
| 47 | Trading stock allowance (row 44 plus 45 minus 46) | 29,096,276,480 |
| 48 | Gross Profit (row 43 minus 47) | 788,035,926 |
| OTHER INCOME: | | |
| 49 | Service fees | |
| 50 | Gains/Loss from realization of business assets or liabilities | |
| 51 | Amount derived as consideration for accepting a restriction | |
| 52 | Gains/Loss from realization of depreciable assets of the business | |
| 53 | Gift and ex-gratia payments | |
| 54 | Other amounts required to be included (specify in a separate schedule) | |
| 55 | Gross income (sum rows 48 to 54) | |
| EXPENSES: | | |
| 56 | Professional fees – Legal | |
| 57 | Professional fees – Others | 2,000,000 = |
| 58 | Management fees | |
| 59 | Technical fees | |
| 60 | Salaries and wages | 73,600,000 = |
| 61 | Repairs and maintenance | 4,213,364 |
| 62 | Advertising and promotion | |
| 63 | Interests on borrowings | |
| 64 | Finance lease interests | |
| 65 | Transport and handling charges | 88,159,181 |
| 66 | Depreciation allowance | 25,691,064 |
| 67 | Operating lease rentals | 76,334,640 |
| 68 | Other expenses (specify in a separate schedule) | 7,622,640 |
| 69 | TOTAL EXPENSES (sum rows 56 to 68) | 310,547,859 |
| | If (row 55 minus 69) is positive then fill row 70 otherwise fill row 71 | 507,211,471 |
| 70 | Profit Before tax (row 55 minus 69) | 280,824,455 |
| 71 | Loss Before Tax (row 55 minus 69) | - |
| ADJUSTMENTS: | | |
| 72 | Non-allowable expenses (specify in a separate schedule) | 7,976,464 |
| 73 | Specific deductions (specify in a separate schedule) | - |
| 74 | Loss brought forward from previous year | - |
| | If row 70 is filled then take row 70 plus 72 minus 73 minus 74 and fill 75. If row 71 is filled then take row 71 minus 72 plus 74 and fill row 76. | |
| 75 | Taxable Income (row 70 plus 72 minus 73 minus 74) | 288,800,919 |
| 76 | Loss (row 71 minus 72 plus 74) | |

PART IV: FINANCIAL INFORMATION ON THE ENTITY'S BUSINESS
(Agricultural Business)

| | DESCRIPTIONS | AMOUNT (TZS) |
|----------------------|---|--------------|
| 77 | Gross Sales or turnover | |
| 78 | Opening value of Trading stock | |
| 79 | Expenditure incurred included in the cost of Trading stock | |
| 80 | Closing value of Trading stock | |
| 81 | Trading stock allowance (row 78 plus 79 minus 80) | |
| 82 | Gross profit (row 77 minus 81) | |
| OTHER INCOME: | | |
| 83 | Service fees | |
| 84 | Gains/Loss from realization of business assets or liabilities | |

| | | |
|-----|---|--|
| 85 | Amount derived as consideration for accepting a restriction | |
| 86 | Gains/Loss from realization of depreciable assets of the business | |
| 87 | Gifts and ex-gratia payments | |
| 88 | Other amounts required to be included (<i>specify in a separate schedule</i>) | |
| 89 | Gross income (sum rows 82 to 88) | |
| | EXPENSES: | |
| 90 | Environmental Expenditure | |
| 91 | Research and Development expenditure | |
| 92 | Agricultural improvement expenditure | |
| 93 | Professional fees – Legal | |
| 94 | Professional fees – Other | |
| 95 | Management fees | |
| 96 | Salaries and wages | |
| 97 | Repairs and maintenance | |
| 98 | Advertising and promotion | |
| 99 | Interest on borrowings | |
| 100 | Finance lease interests | |
| 101 | Transport and handling charges | |
| 102 | Depreciation allowance | |
| 103 | Operating leases rentals | |
| 104 | Other expenses (<i>specify in a separate schedule</i>) | |
| 105 | Total Expenses (sum rows 90 to 104) | |
| | <i>If (row 89 minus 105) is positive then fill row 107 otherwise fill row 106</i> | |
| 106 | Profit Before Adjustments (row 89 minus 105) | |
| 107 | Loss Before Adjustments (row 89 minus 105) | |
| | ADJUSTMENTS: | |
| 108 | Non-allowable expenses (<i>specify in a separate schedule</i>) | |
| 109 | Specific deductions (<i>specify in a separate schedule</i>) | |
| 110 | Loss brought forward from previous year | |
| | <i>If row 106 is filled then take row 106 plus 108 minus 109 minus 110 and fill 111</i> | |
| | <i>If row 107 is filled then take row 107 minus 108 plus 110 and fill 112.</i> | |
| 111 | Chargeable Income | |
| 112 | Net Loss | |



**PART V: FINANCIAL INFORMATION ON THE ENTITY'S BUSINESS
(REPATRIATED INCOME)**

| | DESCRIPTION | AMOUNT (TZS) |
|-----|--|--------------|
| 113 | Net cost of depreciable assets at the beginning of the year | |
| 114 | Net cost of other Assets at the beginning of the year | |
| 115 | Market value of capital introduced during the year | |
| 116 | (A) Net Cost of asset beginning of the year (row 113 plus 114 plus 115) | |
| 117 | Total Income (without deduction of unrelieved losses) | |
| 118 | Tax payable on Total Income | |
| 119 | (B) Net total income (row 117 minus 118) | |
| 120 | Written down value of depreciable assets of the pools | |
| 121 | Net cost of other assets at the end of the year | |
| 122 | Net incomings for the liabilities at the end of the year | |
| 123 | Unrelieved losses | |
| 124 | © Net cost of asset at the end of the year (sum rows 120 to 123) | |
| 125 | Repatriated Income (A plus B minus C) subject o Section 72(2): | |
| 126 | Net total income for the year (same figure as row no. 119) | |
| 127 | Balance of Accumulated Profit account (Section 72 (3)) | |
| 128 | Total (row 126 plus 127) (<i>item No. 125 shall not exceed item No. 128 (Section 72 (2)).</i>) | |

PART VI: BALANCE SHEET INFORMATION

| ASSETS | DESCRIPTION | AMOUNT (TZS) |
|--------|--|--------------|
| | FIXED ASSETS: | |
| 129 | Land and buildings (WIP) | 92,724,829 |
| 130 | Plant and machinery | |
| 131 | Motor Vehicles | 74,978,617 |
| 132 | Intangible assets (Good will, Patent rights, etc) | - |
| 133 | Biological Assets | - |
| 134 | Investments | - |
| 135 | Long term Loans interest free | |
| 136 | Long term Loans interest bearing | |
| 137 | Other fixed assets (<i>specify in a separate schedule</i>) | 1118,017 |
| 138 | Total Fixed Assets (sum rows 129 to 137) | 168,821,463 |

| CURRENT ASSETS: | | |
|-----------------|---|---------------|
| 139 | Cash | |
| 140 | Trade Debtors | 105,148,726 |
| 141 | Other Debtors | 29,525,424 |
| 142 | Bank balances | 825,686,178 |
| 143 | Biological assets (Trading Stock) | |
| 144 | Inter-company balances | - |
| 145 | Closing value of Trading Stock and WIP | 85,532,674 |
| 146 | Other current assets (specify in a separate schedule) | |
| 147 | Total Current Assets (sum rows 139 to 146) | 1,045,893,002 |
| 148 | Total Assets (row 138 plus 147) | 1,214,714,465 |

| LIABILITIES | | |
|-------------|--|---------------|
| | DESCRIPTION | AMOUNT (TZS) |
| 149 | Short term loans interest bearing | - |
| 150 | Short term loans interest free | - |
| 151 | Trade Creditors | - |
| 152 | Other Creditors | - |
| 153 | Overdrafts | - |
| 154 | Inter-company balances | - |
| 155 | Provisions for other liabilities and charges | 2,000,000.00 |
| 156 | Other current liabilities (specify in a separate schedule) | 188,477,607 |
| 157 | Total Current Liabilities (sum rows 147 to 156) | 190,477,607 |
| 158 | Long-term loans interest bearing | - |
| 159 | Long-term loans interest free | - |
| 160 | Debentures | - |
| 161 | Inter-company borrowings | - |
| 162 | Deferred Income tax liabilities | - |
| 163 | Total Liabilities (sum row 158 to 162) | 190,477,607 |
| 164 | Net Assets (row 148 minus 163) | 1,024,266,858 |



SHAREHOLDERS EQUITY

| | DESCRIPTION | AMOUNT (TZS) |
|-----|---|---------------|
| 165 | Share capita | 753,000,000 |
| 166 | Translation reserves | |
| 167 | Revaluation reserves | |
| 168 | Share premium | |
| 169 | Advance towards share capital | 169,265,407 |
| 170 | Preference shares | |
| 171 | Revenue reserves | 102,001,451 |
| 172 | Total Equity (sum rows 165 to 171) | 1,024,266,858 |

PART VII: OTHER INFORMATION
TRANSACTIONS BETWEEN RELATED PERSONS

| | DESCRIPTION | AMOUNT (TZS) |
|-----|--|--------------|
| 173 | Total sales to related persons in the United Republic | |
| 174 | Total sales to related persons outside the United Republic | |
| 175 | Total purchases from related persons in the United Republic | |
| 176 | Total purchases from related persons outside the United Republic | |
| 177 | Other payments to related persons in the United Republic | |
| 178 | Other payments to related persons outside the United Republic | / |
| 179 | Loans to related persons in the United Republic | |
| 180 | Loans to related persons outside the United Republic | |
| 181 | Load from related persons in the United Republic | |
| 182 | Load from related persons outside the United Republic | |

INCOME FROM INVESTMENTS

183. Dividends, Interest and Royalties (If more please attach as separate sheet)

| TIN | Name of Taxpayer | Gross Dividends TZS | Gross Interest TZS | Gross Royalties TZS |
|--------------|------------------|------------------------|-----------------------|------------------------|
| | | | | |
| | | | | |
| | | | | |
| | | | | |
| | | | | |
| | | | | |
| | | | | |
| | | | | |
| Total | | | | |

184. Rent

| TIN | Received from: Name | Gross amount TZS | Asset/Property type TZS | Property Ref. No. | Physical location | Municipality/ Town |
|-----|---------------------|------------------|-------------------------|-------------------|-------------------|--------------------|
| | | | | | | |
| | | | | | | |
| | | | | | | |
| | | | | | | |
| | | | | | | |
| | | | | | | |
| | | | | | | |

185. INFORMATION ON WITHHOLDING TAXES

(Payments subject to Withholding Taxes)

| Natural of Payment | Gross amount (TZS) | Tax withheld (TZS) | Net amount Received (TZS) |
|--|--------------------|--------------------|---------------------------|
| Rental | | | |
| Service fees | | | |
| Professional | | | |
| Management | | | |
| Others | | | |
| Dividends (Listed on DSM Stock Exchange) | | | |
| Dividends (Non listen on DSM Stock Exchange) | | | |
| Insurance Premium | | | |
| Technical Service | | | |
| Interest | | | |
| Royalties | | | |
| Others | | | |



186. TAXABLE FOREIGN INCOME SCHEDULE

| Sources | Taxable TZS | Losses TZS | Exempt TZS | Foreign Tax Credits TZS (Provide Evidence) |
|----------------------------|-------------|------------|------------|--|
| Foreign business income | | | | |
| Foreign employment income | | | | |
| Foreign investments income | | | | |
| Other foreign income | | | | |
| Total | | | | |

187. FOREIGN TAX CREDIT ACCOUNT

| Description | TZS |
|---|-----|
| Unrelieved Foreign Tax Credit (see section 77 (3)). (Provide Evidence) | |
| Foreign Tax Credits in respect of current year foreign income. (Provide Evidence) | |
| Foreign Tax Credits relieved this year | |
| Total foreign credit carried forward | |

PART VIII: INFORMATION ON THE ENTITY

(Please, tick the appropriate row)

| | | YES | NO |
|-----|--|-----|----|
| 188 | Is the Auditor's /Accounting officer's report qualified? | | ✓ |
| 189 | Is the entity dormant? | | ✓ |
| 190 | Is the entity a United Republic resident as a result of management and control of its affairs exercised in United Republic? | ✓ | |
| 191 | Is the entity incorporated, established or formed in the United Republic, but exclusively a tax resident of another country as a result of the application of a treaty for the avoidance of double taxation? | | ✓ |
| 192 | Does the entity have a participation right in a controlled foreign company (CFC)? | | ✓ |
| 193 | Is this return in respect of a branch of a foreign company? | | ✓ |
| 194 | Is the amount derived from members of the Club or Trade Association three quarters or more of the gross? (provide proof) | | ✓ |

195. PARTICULARS OF BANK ACCOUNTS

| Name of Bank | Branch | Address | Account No. | Type of account |
|--------------|--------|---------|-------------|-----------------|
| NMB | | | | Current |
| CRDB | | | | " |
| EXIM | | | | " |