

1. Progress Photographs:



W/shop, B09 & 10 Ducts door flames making



W/shop, B02 Kitchen cabinet door flames making



W/shop B08, Archtraves painting work work



B11, MS entrance double and single door making



B11, Fixing MS entrance single door work



B05, Sanding paper work



B06, Removing external scaffolding work



B11, MS entrance double door making



W/shop, B02- SF kitchen cabinet door sanding paper



B02, SF kitchen cabinet fixing work



B06, external skimming work



B11, MS double door primer painting work



B11, MS entrance double & single door making work



B05, Cutting cracks between wall and beam



B05, Parapet wall primer painting work



B05, Cutting cracks between wall and beam

1.




B10, Back side elevation



B01, Left side scaffolding




B09, Fixing plumbing appliances



B-01 External Skimming work



B01, Internal skimming



Work shop, Cutting timber for kitchen cabinet doors



B01, Cracks plaster repair work


B02, Front side view



B11, MS entrance door making



B03, Kitchen cabinet fixing work







□

WILMER PROJECT PICTURES
