



**Business Plan
for
Establishment of Sunshine Farm and
Industrial Park for Poultry Industry and
Aquaculture Project**



Sunshine Farm Limited
Kibaha near Kwala Dry Port (at Msua Village)
P.O. Box 78408, Dar Es Salaam,
Tanzania East Africa
Email: info@sunshinefarmtz.co.tz

August 2024

TABLE OF CONTENTS

TABLE OF CONTENTS	1
1.0 COMPANY PROFILE	5
1.1 Registered Name	5
1.2 Registered Office	5
1.3 Establishment, Legal Status and Certifications	5
1.4 Ownership	5
1.5 Major Business Activities	5
1.6 Vision Statement	6
1.7 Mission Statement	6
1.8 Objectives	6
1.9 Keys to Success	6
2.0 PROJECT DESCRIPTION	7
2.1 Project Location	7
2.2 Project Development Status	7
2.3 Major Production Lines	7
2.4 Project Objectives	7
2.5 Expected Social and Economic Benefits	8
2.6 Investment Plan and Certificate of Incentives	8
3.0 INDUSTRY OVERVIEW	8
3.1 Agriculture in Tanzania	8
3.2 Poultry Industry in Tanzania	8
3.3 Fish Industry in Tanzania	9
4.0 MARKET STUDY	10
4.1 Market Size and Trends	10
4.1.1 Poultry Products	10
4.1.2 Poultry Feeds	10
4.1.3 Fish Products	10
4.2 Potential Markets	11
4.2.1 Poultry Products	11
4.2.2 Poultry Feeds	11
4.2.3 Fish Products	12
4.3 Competition	12
4.3.1 Poultry Products	12
4.3.2 Poultry Feeds	12
4.3.3 Fish	13
5.0 PRODUCTION PLAN	13
5.1 Project Development Status	13
5.2 Products and Services	13
5.2.1 Poultry Farming	13
5.2.2 Poultry Feeds Plant	13
5.2.3 Fish Farming	14

5.3	Production Capacity	14
5.3.1	<i>Poultry Farm</i>	14
5.3.2	<i>Poultry Feeds Plant</i>	14
5.3.3	<i>Fish Farm</i>	14
5.4	Production Process	14
5.4.1	<i>Poultry Production</i>	14
5.4.2	<i>Poultry Feeds Production</i>	15
5.4.3	<i>Fish Production</i>	15
5.5	Production Facilities	16
5.5.1	<i>Poultry Production</i>	16
5.5.2	<i>Poultry Feeds Production</i>	16
5.5.3	<i>Fish Production</i>	16
5.6	Technology and Sources of Technology	17
5.6.1	<i>Poultry Production</i>	17
5.6.2	<i>Poultry Feeds Production</i>	19
5.6.3	<i>Fish Production</i>	20
5.7	Personnel Plan	21
5.8	Environmental Impact Assessment	21
5.9	Social and Economic Benefits	21
5.10	Expected Employment Generation	21
5.11	Proposed Implementation Schedule	22
6.0	FINANCIAL PLAN	22
6.1	Investment Costs	22
6.2	Financing Arrangement	22
6.3	List of Items for Exemption	22
6.4	Project Financial and Economic Analysis	22
6.5	Financial Projections	23
6.6	Projection Assumptions	23
7.0	MANAGEMENT PLAN	24
7.1	General Description	24
7.2	Owners	24
7.3	Board of Directors	24
7.4	Management	24
7.5	Technical and Support Staff	24
7.6	Consultants	24
8.0	SUPPORTING DOCUMENTS/INFORMATION	25
8.1	List of Items for Exemption	26
8.2	Projections	31
8.2.1	<i>Projected Investment Costs in USD</i>	31
8.2.2	<i>Projected Personnel Plan</i>	37
8.2.3	<i>Projected Production</i>	39
8.2.4	<i>Projected Sales</i>	40
8.2.5	<i>Projected Profit and Loss (in USD)</i>	41
8.3	Drawings and Sketches	42
8.4	Certificates, Licenses and Legal Documents	45

EXECUTIVE SUMMARY

Sunshine Farm Limited is a Tanzanian private liability limited company established in the year 2024 under Tanzania's Company Ordinance Act 12 of 2002 Cap 212. The company is also registered by Tanzania Revenue Authority as a tax payer. (*See the appended certificates*).

Sunshine Farm Limited wants to establish an integrated farm and industrial park that aims for Poultry Farming (Layers and Eggs production), Poultry Feed Plant, Aquaculture, Beekeeping and other agricultural activities. Initially, especially during this planning period Sunshine Farm Limited plans to start with Poultry Farm associated with Poultry Feed Plant for own use and selling to smallholder poultry keepers in the nearby farms, and commercial Fish Farming for both domestic and export markets. The farm will also produce manure as a by-product that will be for own use and excess will be sold to prospective customers in the local and domestic markets. The farm is based in Kibaha District at Mperamunbi area, near Kwala Dry Port area in Coast Region, Tanzania.

The founders have noticed the increased demand for white meat (from chicken and fish) and eggs. Chickens and fish happen to be a great source of white meat and are also largely known for source of protein and other nutrients. The Poultry Feed Plant is planned to produce poultry feeds that will be used internally to feed the farm's chicken to reduce costs of buying from vendors and the excess feeds will be sold to the market to earn revenue. The by-products of the poultry farm and the poultry feed plant will be used as manure for sell and use in the fish farm and the excess will also be sold to the local and domestic market.

Poultry farming is one of the most lucrative agriculture business in Tanzania. Thousands of poultry products are consumed everyday yet, the demand remains unsatisfiable. More and more Tanzanians are consuming chicken and eggs every year. The increasing demand offers many opportunities for companies looking to invest in the poultry sector in Tanzania.

The Poultry Subsector in Tanzania consists of approximately 72 million chickens, emerging steadily both in indigenous and exotic chicken. With changing eating habits in urban areas and a growing economy the domestic market for exotic chicken and eggs is likely to keep expanding. Within this bustling ecosystem, indigenous chickens roam freely, comprising 40 million of the total flock, while commercial breeds, including broilers and layers, contribute an additional 32 million to the mix.

In Tanzania there is limited processing of poultry. A majority of consumers buy live poultry and slaughter them at home. There are emerging slaughtering services at urban poultry markets whereby initial processing is undertaken i.e. slaughtering, removing of feathers and other by-products; however, these public slaughter facilities are rare and unhygienic. FAO has listed a number of limitations besetting processing and value addition of poultry products in Tanzania that include: uncontrolled slaughter, lack of appropriate slaughter facilities, informality of the sector, limited regulations, unskilled staff, low awareness for quality processed poultry products and limited range of processed products (FAO, 2019).

Medium and large poultry farms undertake further processing and bring to the market a variety of branded processed poultry products and packaged eggs. Currently there are approximately 10 private medium and large-scale poultry slaughter facilities in Tanzania owned by commercial poultry farms including Kuku Poa, Interchick, Frostan, Kijenge, Kiliagro, Mitobolo, Mkuza, Kingchick, Endanahai and Omondi. Most of these are vertically integrated into poultry production farms. There is a growing supermarket culture in most of the urban areas of Tanzania due to a growing middle-class that demands processed poultry products. This is the driving force for increased demand for processed chicken and packaged eggs. There is also an emerging trend of small to medium sized enterprise (SME) poultry farmers slaughtering their

poultry on their farms in unhygienic conditions and selling their freshly slaughtered poultry to butcheries; the meat specialists who have refrigeration facilities and are widely distributed in the urban centers.

Consequently, large farms are competing head-to head with fragmented SME poultry farmers who have invested less in the processing infrastructure and retail unbranded and unregulated poultry and poultry products through local meat butcheries at competitive prices. Deliberate and adequate enforcement of regulations by the Tanzania Meat Board (local authorities will give an opportunity to promote investment in slaughter facilities. Mid-sized processing facilities that are disengaged from large processors supply chains are rare, possibly because the scale is an important factor, as is a regular supply of live healthy chickens. There are a number of simple, hygienic slaughtering solutions available on the market which may work in this sector, and companies such as Transgenic Agri have promoted the use of these systems in recent years. If such processors were established around mid-sized cities near rural and peri-urban production zones, they could potentially link to a network of smaller retail outlets that serve those markets (DFID, 2019). There are some initiatives to build public poultry abattoirs e.g. in Dodoma; however, not yet operational. Essentially, more integrated investments in poultry processing technologies are required in Tanzania especially for SME poultry farmers such as mobile abattoirs.

The founders of this business have assembled an assorted management team with experience in agriculture, trade, production and business management to start production of poultry meat, eggs and allied products as a business opportunity. For advisory purpose and credibility, the founders have organized with experienced people with links with markets, smallholder poultry farmers, traders, suppliers and exporters of poultry products and feeds to become members of the Board of Directors and advisory team.

While, potential customers of poultry meat, eggs and fish include households and rural consumption, retailers and wholesale traders in the domestic urban markets, wholesalers for export market, domestic urban supermarkets, hotels and restaurants, potential customers for poultry feed include Sunshine own Poultry farm, Backyard indigenous poultry keepers both layers and broilers, Medium commercial poultry keepers both layers and broilers, and Retailers and wholesale traders in the domestic market.

The farm and industrial park which is projected to create at least 250 direct employment opportunities estimates a total investment requirement of USD 13 million to be used for importation of steel structure building materials, importation and installation of plant, machinery and equipment, acquisition of motor vehicles, acquisition of computers, printers, furniture and fixtures, acquisition of land, construction of fish ponds, acquisition of parent stocks, working capital, etc. All this investment fund requirement is expected to be 30% financed by equity and 70% by credit financing.

1.0 COMPANY PROFILE

1.1 Registered Name

- (a) The official and registered name of the company is **SUNSHINE FARM LIMITED**;
- (b) For internal use and simplicity, the company may be termed as **SUNSHINE**

1.2 Registered Office

- a) Physical address of the company's headquarters is: **Msua Village (Near Kwala Dry Port), Kibaha District, Coast Region, Tanzania**
- b) Mailing Address: **P.O. Box 78408, Dar Es Salaam, Tanzania**
- c) Office Telephone: **+255 718 672 672**
- d) Mobile Phone(s): **+255 622 672 672/+852 9497 2807**
- e) Website: **www.sunshinefarmtz.co.tz**
- f) Email: **info@sunshinefarmtz.co.tz**
- g) Contact Person: **Martin Nasuzwa Kitundu**

1.3 Establishment, Legal Status and Certifications

- (a) The company is a Tanzanian private liability limited company established and incorporated in Tanzania by BRELA under Companies Act No. 12 of 2002 vides registration number 174999694 of May 28th, 2024;
- (b) The company is also a registered Taxpayer by Tanzania Revenue Authority (TRA) with certificate of registration assigned TIN 174-999-694 with effect from May 28th, 2024;
- (c) The company holds a valid business license for Livestock Trading.

1.4 Ownership

- a) Sunshine Farm Limited is privately owned by Tanzanians and foreigners in the form of shareholding by number of limited shares of its shareholders (*Please see the attached BRELA Search*);
- b) All shareholders are eligible and intelligible to hold directorships of the company;
- c) The business is owned by shareholders of the company on behalf of shareholders of the company.

The following are shareholders of the company and their share percentages:

Shareholder	Number of Shares	Nationality
Zhuang Zhengquana	400	Chinese
Chen Chungqiang	400	Chinese
Martin Nasuzwa Kitundu	200	Tanzanian
Total	100	

(Please see the attached BRELA Search)

1.5 Major Business Activities

Currently, the main activities of the company include:

- (d) **Poultry Farming** – Keeping of chickens for laying eggs and production of layers for meat;
- (e) **Poultry Feed Manufacturing Plant** – Production of Poultry Feeds for own use and excess for sell to customers;
- (f) **Fish Farming** – Commercial production of fish

1.6 Vision Statement

To become the dependable producer and supplier of high-quality poultry products, poultry feed, fish and allied products, and other agricultural products at the best affordable price to fill the gap between the increasing demand and real time production of the same.

1.7 Mission Statement

To produce and supply adequate and acceptable high-quality poultry products, poultry feed, fish and allied products, and other agricultural products at competitive prices to fill the gap between the increasing demand and real time production of the same.

1.8 Objectives

The main and primary objectives of the company are as listed below:

- a) To establish an integrated agricultural farm and industrial park at its 368 acres farm located at Msua Village, Mperamumbi area, Kibaha district in Coast region;
- b) To carry on the business of poultry farming for commercial production of layers, eggs and manure for sell in the local, domestic and export markets;
- c) To carry on business of a poultry feed manufacturing plant for production of poultry feeds for own use and commercial purposes;
- d) To carry on the business of commercial fish farming for production of adequate fish for supply in the local and nearby urban markets and to efficiently and effectively make full utilization of poultry industry by-products from the poultry farm and the poultry feed mill plant on feeding the fish ponds;
- e) To create adequate employment opportunities for local youth and women around the farm and industrial park;
- f) To play part in poverty reduction and improvement of living standards to the surrounding community; and
- g) To pay taxes to the government of Tanzania through PAYE & SDL of employees, corporate taxes, withholding taxes, etc.

1.9 Keys to Success

Sunshine Farm Limited will follow these principles in order to achieve success in its market:

- a) State of art cage framework accommodating optimum number of chickens
- b) Diverse slaughters network, market chain management, optimum inventory
- c) Regular visits by veterinary workers and hygienic poultry house environment
- d) Quality Products: We will provide our customers with quality products.
- e) Competitive Rates: We will provide competitive rates for our customers because we have low cost inputs;
- f) We work with highest integrity;
- g) We aim at having dedicated and motivated staff all the times;
- h) We use up-to-date technology and aim at perfection;
- i) Strong internal control systems prevail in all our operations;
- j) Our management is made up of seasoned team of qualified and experienced persons.

2.0 PROJECT DESCRIPTION

2.1 Project Location

Location of a project is determined on the basis of proximity to the market, raw materials and transportation networks, availability of manpower, plant facilities, adequate land and infrastructure.

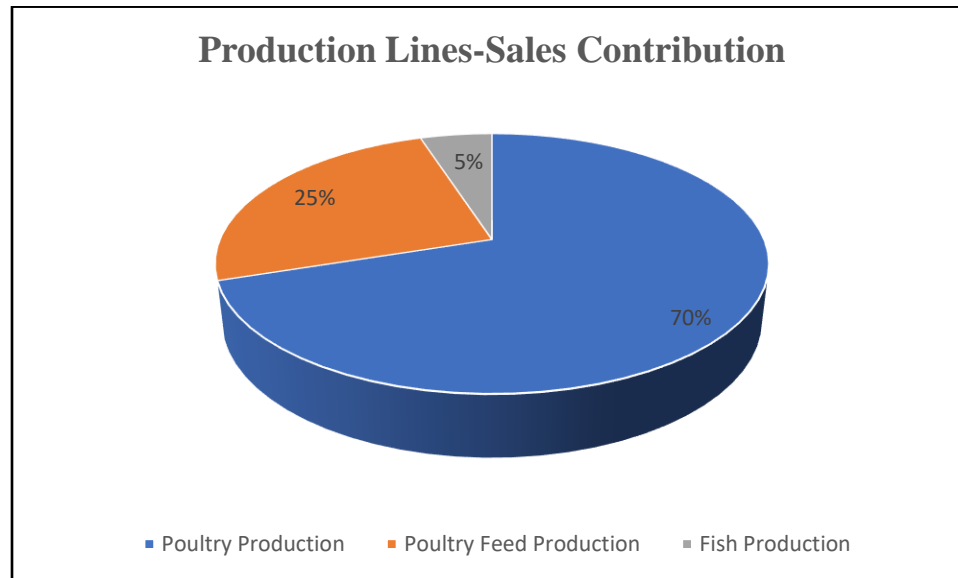
Currently, the potential location selected for the establishment of the Sunshine farm and industrial park is Mperamumbi area (near Kwala Dry Port), Kibaha district in Coast region. The land set available for the project is about 368 acres.

2.2 Project Development Status

This is a start-up venture with experience accrued from similar project going on in South Africa.

2.3 Major Production Lines

During this planning period the business will have three main production lines with five products namely Poultry Meat, Eggs, Live Chickens for Meat, Parent Stock and Manure (*Poultry Production line*), Poultry Feeds (*Poultry Feed Plant line*) and Fish (*Fish Production line*) and sales contributions are segmented as shown in the chart below.



2.4 Project Objectives

During this five years' planning period the main objectives of Sunshine Farm Limited are summarized as follows:

- To obtain certificate of incentives for establishment of the Poultry Industry, Poultry Feed Production Plant and Fish Farm from Tanzania Investment Center (TIC);
- To establish an integrated agricultural farm and industrial park at its farms located at Mperamumbi area, Kibaha district in Coast region;
- To establish a poultry farming project of at least 500,000 chickens at a time for commercial production of layers, eggs and manure for sell in the local, domestic and export markets;
- To establish a poultry feed mill plant for production of poultry feeds at least 24 tons per day for own use and commercial purposes to neighbor smallholder poultry farmers and other local and domestic markets;
- To establish commercial fish farming for production of adequate for supply in the local and nearby urban markets and to efficiently and effectively make full utilization of poultry industry by-products from the poultry farm and the poultry feed mill plant on feeding the fish ponds;
- To create adequate (about 500) employment opportunities for local youth and women around the farm and industrial park;

- g) To play part in poverty reduction and improvement of living standards to the surrounding community; and
- h) To pay taxes to the government of Tanzania through PAYE & SDL of employees, corporate taxes, withholding taxes, etc.

2.5 Expected Social and Economic Benefits

Expected Socio-economic benefits of this project include:

- a) Creation of at least 1,000 employment opportunities;
- b) Making available of the highly demanded product in the market and affordable prices;
- c) Improved standard of living and poverty alleviation to the community where the farm and industry will be established;
- d) Supporting the government's industrialization initiatives by establishing the poultry feed plant;
- e) The government will earn tax revenue from our sales as well as from workers' taxable income;
- f) Economic opportunities will be created to other service providers to the community surrounding the plant; and
- g) It improves working relationship with business stakeholders and neighbors.

2.6 Investment Plan and Certificate of Incentives

The project would like to invest in the construction of complete chicken houses, modern poultry farming machinery and equipment, state of the art poultry feed milling plant, and fish farming. In order to do so the business would like to apply for Certificate of Incentives from Tanzania Investment Center for the list of capital items as attached herewith in the Annexure.

3.0 INDUSTRY OVERVIEW

3.1 Agriculture in Tanzania

Agriculture is the foundation of the Tanzanian economy. It accounts for about half of the national income, three quarters of merchandise exports and is source of food and provides employment opportunities to about 80 percent of Tanzanians. It has linkages with the non-farm sector through forward linkages to agro-processing, consumption and export; provides raw materials to industries and a market for manufactured goods.

3.2 Poultry Industry in Tanzania

Poultry farming is a widely practiced agricultural activity with a high potential for poverty reduction, enhancing food security for the poor and women's position in the household and society in Tanzania.

The Poultry Subsector in Tanzania consists of approximately 72 million chickens, emerging steadily both in indigenous and exotic chicken. With changing eating habits in urban areas and a growing economy the domestic market for exotic chicken and eggs is likely to keep expanding. Within this bustling ecosystem, indigenous chickens roam freely, comprising 40 million of the total flock, while commercial breeds, including broilers and layers, contribute an additional 32 million to the mix.

The private sector - both formal and informal - drives the poultry subsector in Tanzania; however, the sector is far from formal in terms of structured trade and regulations. There are currently a number of initiatives by the government to promote poultry production through provision of incentives to the private sector. Essentially, increased demand will be triggered by increased consumption; government should therefore join hands with the private sector in promoting consumption of poultry meat products and eggs.

Despite numerous challenges, Tanzania's poultry sector has experienced substantial growth. Overall, the total chicken population in Tanzania grew at a CAGR of approximately **6.18% per year** from 2017/2018 to 2023/2024. For local chickens was approximately **4.01% per year**, and **8.31% per year** for exotic

chickens (layers and broilers). By 2019, the number of exotic chickens surpassed local chickens, and by 2023, exotic chicken numbers reached 55.7 million, accounting for **54%** of the total chicken population.

Day-old chick production has also grown at a CAGR of approximately **13.420% annually** for the previous five years, reaching **95.5 million-day-old** chicks in **2023** (The majority of which are broilers and dual-purpose).

Key statistics from 2023 reflect this growth, **MoLF 2023/2024**

- **Poultry Meat Production:** Reached **132,442** metric tons.
- **Egg Production:** Hit **6.41** billion eggs.
- **Per capita consumption:** **107** eggs/person/year and 2.07 kg/person /year for eggs and poultry meat respectively.
- **Infrastructure Growth:** The country now boasts **28** hatcheries, **25** breeder farms, **one** grandparent farm, and over **215** poultry feed manufacturing companies.
- **Investment:** The sector has attracted over **\$ 200 Million** in investments across the value chain.

Some reasons, including population growth, urbanization, rising incomes, shifting dietary preferences, government assistance, and technological developments, are contributing to Tanzania's poultry industry's steady rise. This growth trajectory presents opportunities and challenges for stakeholders while highlighting the poultry sector's critical role in addressing the nation's protein demands.

Furthermore, eating more chicken than red meat has become more popular as dietary preferences have shifted toward healthier options. Because of its lower fat level and other nutritional advantages, poultry meat is frequently thought of a healthier option. The evolution of consumer tastes has encouraged Tanzania's poultry industry's expansion.

The growth of the chicken industry has been greatly aided by government programs and subsidies. The government wants to increase productivity, enhance the level of quality of chicken products, and make it easier for farmers to reach markets through infrastructural improvements, training programs, and subsidies. These kinds of programs foster an atmosphere where chicken growers can prosper and help the nation achieve its food security objectives.

Additionally, investments made in the use of technology have resulted in notable improvements in the methods used in chicken farming. Poultry production has been more productive and efficient thanks to modern technologies like better breeds, effective feed formulas, and biosecurity controls. These developments enable farmers to sustainably supply the growing market for poultry products.

3.3 Fish Industry in Tanzania

Aquaculture refers to the cultivation of fish for food in controlled environments. The process involves selecting suitable pond construction sites, correctly building the ponds, stocking them with appropriate species, providing proper feeding, managing water and pond bottom, and harvesting mature fish. This industry involves various stakeholders and professionals such as pond engineers, fish health experts, nutritionists, and geneticists.

Aquaculture production in Tanzania is a critical option to bridging the demand gap of more than 350,000 metric tons of fish and raising the national per capita fish consumption from 7.6 to 20.3 kg per person per year which is the global recommended consumption. The country has a tremendous water resource for aquaculture industry and needs only strategic policy support.

Aquaculture production in Tanzania is characterized by numerous small earthen ponds over the countries. The freshwater aquaculture dominates the subsector with 26,445 earthen ponds, 408 cages (346 Lake Victoria, Lake Tanganyika (9) and 53 in charcoal dams) and one recirculating aquaculture system (RAS).

The most culture fish are Nile tilapia followed by African catfish. The current tilapia and catfish production stand at 16,288 MT per annum. Aquaculture production is currently at only 2% of total production, with the potential to increase cage fishing, domestic hatcheries, and in-grower pond scheme.

Aquaculture in world fish consumption contributes 53% globally compared to capture fisheries. This should prompt most of the developing countries to invest in the aquaculture industry for sustainable fish source proteins. Tanzania has several commendable tropical and temperate farmed fish species including tilapia, rainbow trout, and catfish for freshwater aquaculture and milkfish, pearl oysters, mud crab and prawns farming in marine waters.

Most of the aquaculture products are consumed domestically in Tanzania. Tilapia is the main product of aquaculture accounting about 98% of the aquaculture products. Most of the high-value species include prawns and mud crabs and trout are sold directly in domestic touristic hotels or are exported to developed country markets. The raw and seaweeds are exported and few are domestically used to produced local shampoos, detergents, and freshers.

4.0 MARKET STUDY

4.1 Market Size and Trends

4.1.1 Poultry Products

In Tanzania, chicken demand is driven by population growth and increasing per capita consumption of eggs and poultry meat, which translates directly into demand for feed (AKM Glitters, 2016). It is also expected that in the long run, chicken meat will bridge the red meat (beef) deficit.

Population growth, rising urbanization and growth in poultry meat production imply an increasing demand. Rabobank projected that Tanzania poultry meat demand stood at 100,000 MT in 2017 and that this will continue to grow in the coming years.

Based on this analysis the study team attempted to estimate projected demand in the foreseeable future, taking into consideration global population growth estimates. If Tanzanian annual per capita consumption of poultry meat will double to 3.66 kg by 2050 and eggs per capita consumption from 106 eggs to 212 egg.

4.1.2 Poultry Feeds

The major cost component in raising chickens is feed. The demand for commercial feed is expected to grow from the current 1,500,000 tons to 18,114,754 tons in 2050. Most of the feed is produced locally by 105 feed mills, which are mainly concentrated in Dar es Salaam and Pwani Regions. Feed mills (and some poultry farmers) depend on imported premixes and concentrates.

4.1.3 Fish Products

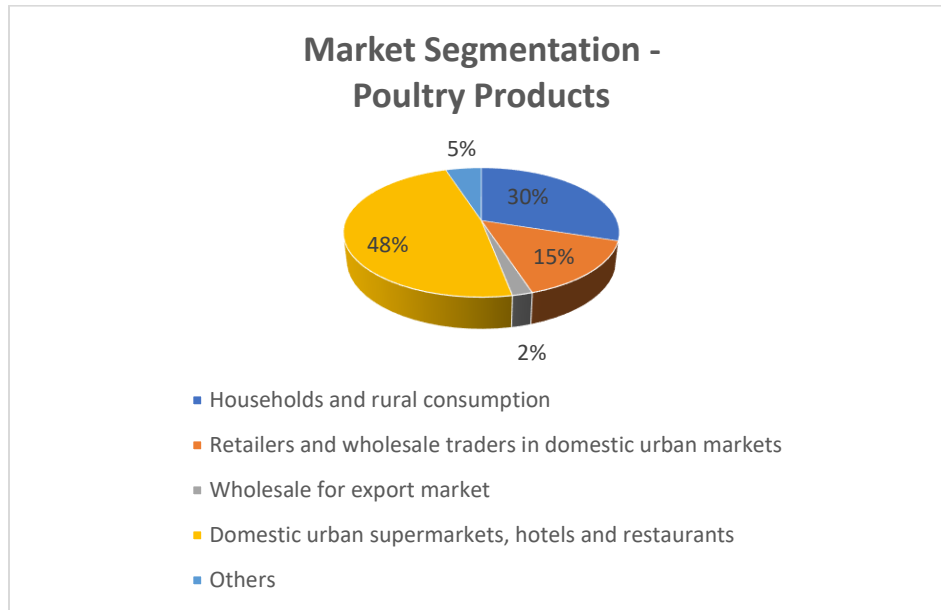
Tanzania's population growth is outpacing the rate of growth in the aquatic food supply, leading to an annual per capita fish consumption rate of roughly 8.5 kg. For comparison, the rate among the Least Developed Countries is 12.6 kg (FAO 2020). This is not caused by the preferences of consumers in Tanzania, as the demand gap for fish has been estimated at roughly 300,000 t (MOLF 2020), a substantial amount. Furthermore, the demand for aquatic foods worldwide is projected to double by 2050, with higher increases in areas where such foods will become more accessible. To meet the supply shortage, imports of low-value fish in Tanzania have risen steadily in recent years, closing the gap between import and export quantities.

4.2 Potential Markets

4.2.1 Poultry Products

Potential customers of poultry products include:

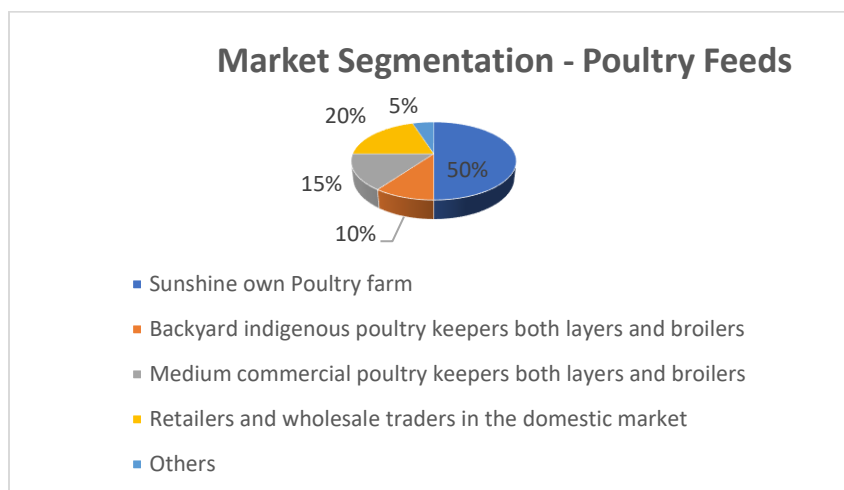
- Households and rural consumption;
- Retailers and Wholesale Traders in the Domestic urban markets;
- Wholesalers for export market
- Domestic urban supermarkets, hotels and restaurants
- Others



4.2.2 Poultry Feeds

Potential customers of poultry feeds include:

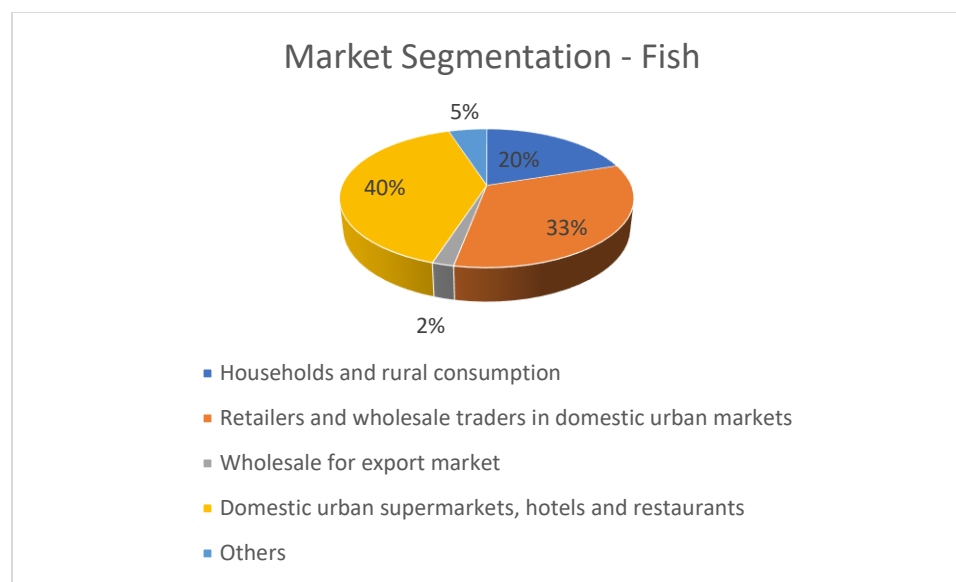
- Sunshine own Poultry farm;
- Backyard indigenous poultry keepers both layers and broilers;
- Medium commercial poultry keepers both layers and broilers;
- Retailers and wholesale traders in the domestic market;
- Others



4.2.3 Fish Products

Potential customers of fish include:

- Households and rural consumption;
- Retailers and Wholesale Traders in the Domestic urban markets;
- Wholesalers for export market
- Domestic urban supermarkets, hotels and restaurants
- Others



4.3 Competition

4.3.1 Poultry Products

Potential competition of poultry meat and eggs include:

- Medium and large-scale Poultry Farmers including
- Competition is usually found within local products and imported ones.
- Backyard indigenous poultry keepers both layers and broilers;
- Importers of poultry meat and eggs; and Others

The notable poultry farms and industry include RichAgro Co. Ltd (Dar Es Salaam), Owdenburg's Poultry Farm (Dar Es Salaam), RAHAS Poultry Farm (Ngobedi, Dar Es Salaam), Shitindi Poultry Farm And Hatchery (Dar Es Salaam), AKM Glitters Company Limited (Dar Es Salaam), Sutta Poultry Farm (Dar Es Salaam), Irvine's Tanzania Hatchery (Kerege, Bagamoyo District Coast Region), Interchick (Mbezi Beach, Interchick, Dar Es Salaam), Mkuza Chicks (Chicken hatchery - Dar Es Salaam), The Chicken Company (Dar Es Salaam), Hawamu Poultry Farm Ltd (Tegeta, Dar Es Salaam), HURU Farms (Dar Es Salaam), Interchick Company Limited, (Chicken shop - Dar Es Salaam), Noel Mikuku (Poultry Farm - Dar es Salaam), and Tanbreed Poultry Ltd. Farm 1 (Sanya Juu – Kilimanjaro).

4.3.2 Poultry Feeds

Potential competition of poultry feed includes:

- Local producers of poultry feed;
- Imported poultry feed;
- Large scale producers of poultry feed;

- Retailers and wholesale traders in the domestic market; and Others

The notable competitors include Silverlands Tanzania Limited (Iringa, (Hill Animal Feeds (Dar Es Salaam/ Pwani), Falcon Animal Feeds (Dar Es Salaam), Harsho Milling Company (Kilimanjaro), Backbone Tanzania (Dar Es Salaam/ Pwani), Tanbreed Poultry Co./ Interchick (Dar Es Salaam), AKM Glitters Ltd (Dar Es Salaam/ Pwani), Marenga Millers (Moshi, Kilimanjaro), Biotech Laboratories (Dar Es Salaam), Kijenge Animal Feeds (Arusha).

4.3.3 *Fish*

Potential competition fish include:

- Middlemen who buy fish from farmers at a very small farm gate price;
- Fishers and Traders of Sea and fresh water fish;
- Backyard fish farmers;
- Importers of fish; and Others

The notable aquaculture competitors include Eden Agri-Aqua Limited (Dar Es Salaam), Eden Fishfarming & Harchery (Dar Es Salaam), Aqua-Farms Organization – AFO (Dar Es Salaam), Big Fish Tilapia Top Breeding Center (Dar Es Salaam), Tanlapia Ltd (Bagamoyo, Coast Region), Ruvu Fish Farm (Miswe, Coast Region), MyFish Tanzania (Mwanza), SUA Fish Hatchery Aquaculture (Morogoro), Aquaculture consultancy Tanzania (Kilakala, Morogoro), Vegrab Organic Farming Limited (Agricultural cooperative, Dar Es Salaam), and Membi Fisheries Farm (Mwanza).

5.0 PRODUCTION PLAN

5.1 Project Development Status

The feasibility study has been conducted and the project seems to be financially viable whereby the parent stocks are expected to be available throughout at reasonable cost, and layers production is projected to increase constantly, market is readily available with less competition based on our competitive advantages and strengths.

The business plan has been well prepared as a basis for seeking certificate of incentives from Tanzania Investment Center (TIC) and shall be used as a guide for planning and managerial decision making.

Some preliminary works including land preparation, access road construction and well drilling are on progress at site.

5.2 Products and Services

5.2.1 *Poultry Farming*

The major products of the poultry farm are **eggs, layers poultry meat, live chickens for meat, and manure**. These are the products that will be sold to make money.

The farm will provide in-house **poultry farming training service** as transfer of knowledge to employees and the community at large around the farm that will find this knowledge worthy important to learn.

5.2.2 *Poultry Feeds Plant*

The major products of this poultry feed production plant that will be sold to make money include **starter feed, grower feed, layer feed, medicated feed, pellets, crumbles. Mash, etc.**

The farm will provide in-house **poultry feed manufacturing training service** as transfer of knowledge to employees and the community at large around the farm that will find this knowledge worthy important to learn.

5.2.3 Fish Farming

The major products of this fish farm are **fish products and fingerlings**. These are the products that will be sold to make money for the business.

The farm will provide in-house **fish farming training service** as transfer of knowledge to employees and the community at large around the farm that will find this knowledge worthy important to learn.

5.3 Production Capacity

5.3.1 Poultry Farm

The poultry farm capacity is to accommodate about 600,000 chickens, hatchery and slaughtering units at a time including;

- Two (2) automated Pullet houses with capacity of 50,000 chickens each;
- Ten (10) automated layers houses to accommodate at least 500,000 layers each;
- Production of about 470,000 eggs per day;

5.3.2 Poultry Feeds Plant

The capacity of the Poultry Feed Manufacturing Plant may range from 1 ton per hour to 30 tons per hour depending on the demand of the poultry feed. Sunshine will start with 2T/H Plant.

5.3.3 Fish Farm

The business plans to start stocking with either Fingerlings or Parent Stock at an initial phase of 100,000 capacity, 50,000 Brooder Stock or Fingerlings to each of the available 2 Brooder Stock fish ponds and start producing fish.

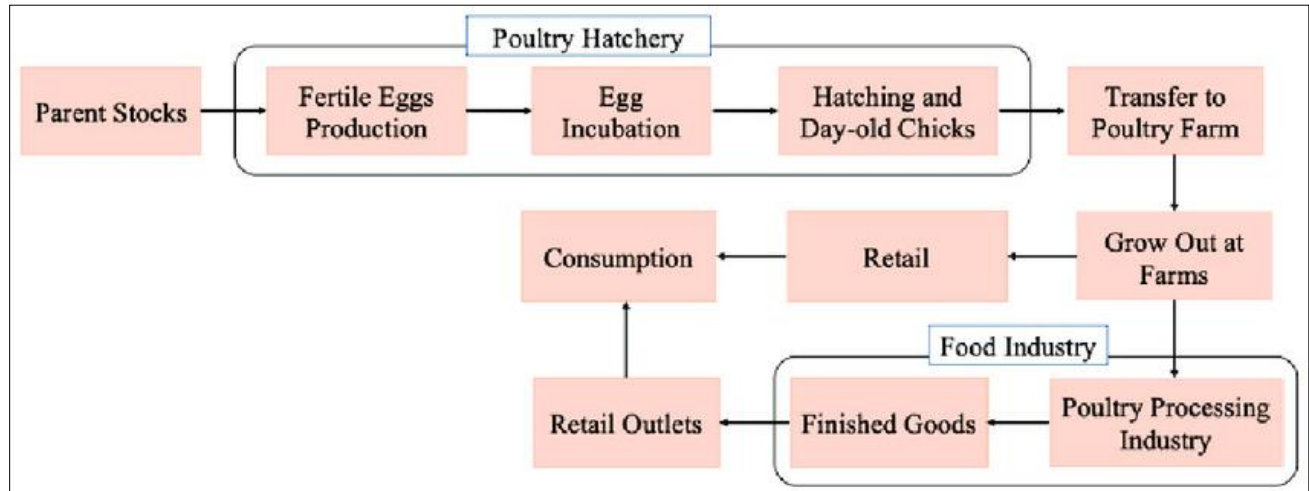
The remaining 10 fish ponds will accommodate a combination of 500,000 fishes.

5.4 Production Process

5.4.1 Poultry Production

Layer poultry farming means raising egg-laying poultry birds for the purpose of commercial egg production. Layer chickens are a particular species of hens that need to be raised from one day old, and they start laying eggs commercially from 18-19 weeks of age. They remain to lay eggs continuously till 72-78 weeks of age. They can produce about one kg of eggs by consuming about 2.25 kg of food during their egg-laying period. The old layers are always sold for white chicken meat.

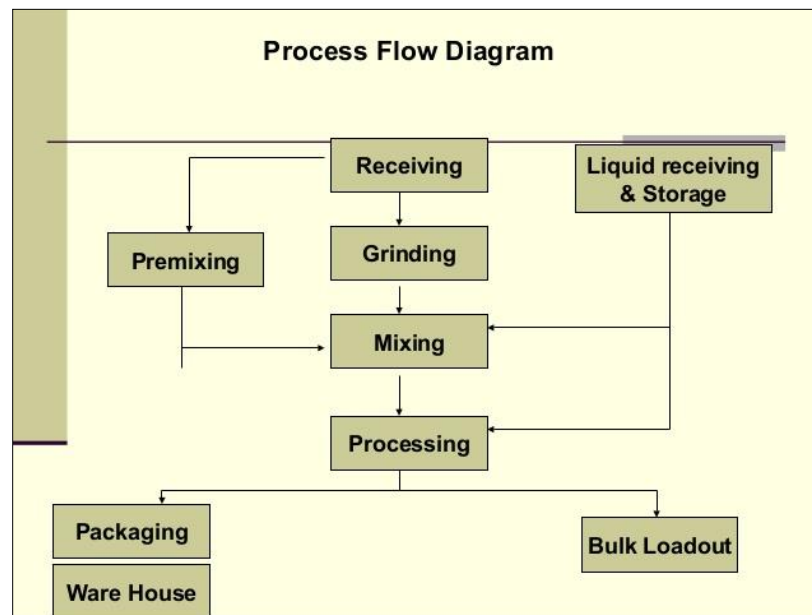
During this planning period in particular where we shall start with importation of Parent Stock from South Africa, the production of eggs, layers and manure will follow the following flow chart:



Flow diagram showing the stages of the poultry production system, processing, and consumption value chain

5.4.2 Poultry Feeds Production

The production of poultry feed consists of five main work stages: the receiving (Raw Materials), grinding, mixing, pellet and warehouse. The pellet process represents the heart of the manufacturing process.

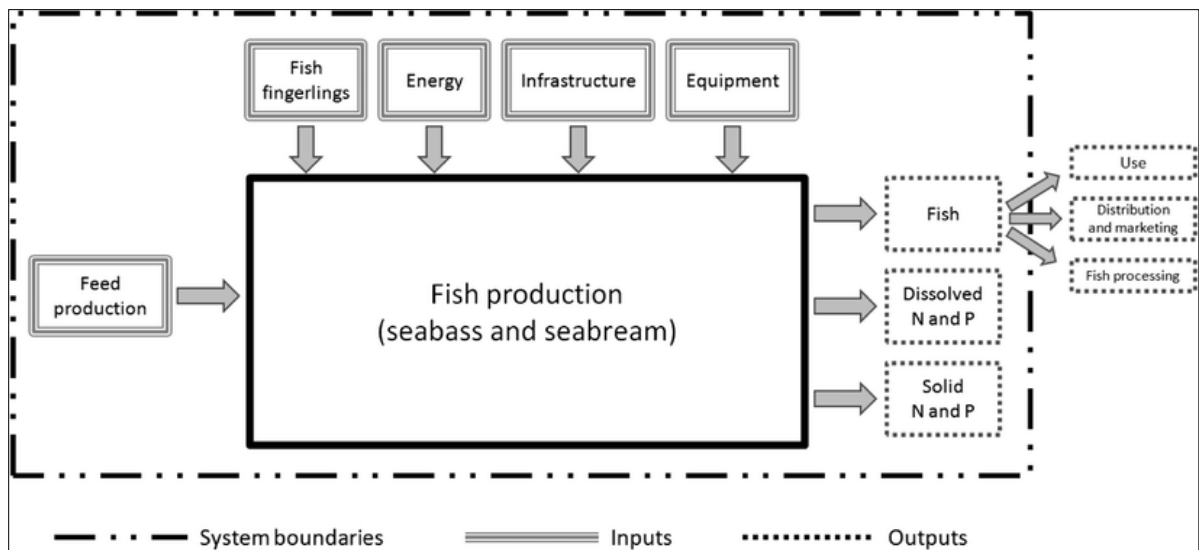


Flow diagram showing Poultry Feed Manufacturing process flow chart

5.4.3 Fish Production

Effective fish farming requires careful consideration of each step to ensure sustainable and profitable production while minimizing negative impacts on the environment.

During this planning period in particular where we shall start with introduction of fingerlings (fish fry) or Brood Stock from local producer in Tanzania, the production of fish will follow the following flow chart:



Flow diagram showing the stages of the fish production system, processing, and consumption value chain

5.5 Production Facilities

5.5.1 Poultry Production

The poultry farm will comprise of the following major facilities (as per attached drawings, standards and specifications):

- a) 2 Pullet (Parent Stock) houses;
- b) 10 layers poultry houses
- c) Automated Cage System;
- d) Automated Feeding System;
- e) Eggs handling equipment;
- f) Waste Management System;
- g) Incubation/hatchery center;
- h) Handling Plant – for poultry butchering, handling ready for distribution;
- i) Equipment storage facility
- j) Water supply; and
- k) Standby power supply

5.5.2 Poultry Feeds Production

The poultry feed production plant will comprise of the following major facilities (as per attached drawings and specifications):

- a) The Plant
- b) Plant warehouse;
- c) Raw Materials storage warehouse
- d) Finished products storage;
- e) Equipment storage facility;
- f) Waste Management System;
- g) Water supply; and
- h) Standby power supply

5.5.3 Fish Production

The fish farm will comprise of the following major facilities:

- a) 2 Broder Stock ponds;
- b) 10 Fish rearing ponds
- c) Automated Feeding equipment;
- d) Waste management systems;
- e) Handling Plant – for fish catching, handling ready for distribution;
- f) Products Storage System;
- g) Equipment storage facility
- h) Water supply; and
- i) Standby power supply

5.6 Technology and Sources of Technology

5.6.1 Poultry Production

Most of the poultry farming technology including housing, plant, machinery and equipment will be imported from China.

A major key to a successful poultry business is the use of appropriate technology and equipment. It is important to get poultry farming technology and equipment from trusted vendors and also ensure they are in good working condition.

The main basic machinery and equipment used for poultry production include:

- a) **Incubators** – Incubator are devices used for ensuring the safe and productive hatching of eggs. An incubator is a machine used to simulate avian incubation by keeping eggs warm at a particular temperature range and in the correct humidity with a turning mechanism to hatch them. It takes 21 days to hatch a chicken egg;
- b) **Brooders** – brooder is a heated structure that provides warmth for chicks. Research has shown that chicks that are subjected to cold temperatures have impaired immune and digestive systems. As a result, cold-stressed chicks have reduced growth and increased susceptibility to diseases. It is imperative to provide heat for the chick. There are brooders that regulate heat and ensure optimum temperature;
- c) **Chicken Cages** (in this case *Layer Battery Cage*) – This system for layers is a type of intensive poultry housing system in which chickens are kept in compartment units. This system is called the battery cage system because it involves the arrangement of similarly-looking cages in rows and columns. What differentiates the layers’ battery cage from most other cages is that its floors slope from back to front. The reason for this is so that eggs can roll from the back to the front of the cage for easy collection;
- d) **Transport Crates** – For ease of transportation, there are enclosed boxes that are called “transport crates”. They are useful for the purpose of transferring birds from one place to another especially from hatcheries to farms.
- e) **Feeders and Drinkers** – The regular supply of feed and water to birds is a very important factor that determines their level of production. The system of production also affects the type of feeding and drinking equipment a farmer will go for. There are various types of feeders and drinkers, some are hangable while some are automatic;
- f) **Vaccination Equipment** – There is equipment that is used to administer vaccines and drugs to farm birds. Intravenous injectors are very common in poultry farms;
- g) **Debeaking Machine** – Debeaking is a term in poultry that refers to the act of reducing the length of a bird’s beak, especially layers and turkey for several reasons. It is also called beak trimming or beak conditioning. There are two types of debeaking equipment, the infrared debeaking machine and the hot blade debeaking machine;

- h) **Poultry Processing Equipment** - Processing equipment comes to play in the packaging value chain in poultry production. There is equipment that is useful for the purpose of slaughtering, defeathering and packaging matured poultry birds in an efficient way;
- i) **Egg Crates** - Egg crates are peculiar to layers and they are useful for the purpose of transferring and storing eggs from poultry;
- j) **Poultry Manure Removal System** – Poultry manure removal system is working with the drinking system, feeding system, climate control system to form a complete assembly line of chicken farms. As long as you raise chicken, it is a must-have not only for the environmental considerations but also for the health of chickens;
- k) **Climate Control System** – The climate control system is necessary for chicken cages installed in closed type house with large scale. Due to the influence of factors such as the respiration, excretion, and decomposition of organic matter in the chicken house, the content of nitrogen, oxygen, and carbon dioxide has a large difference from normal air.

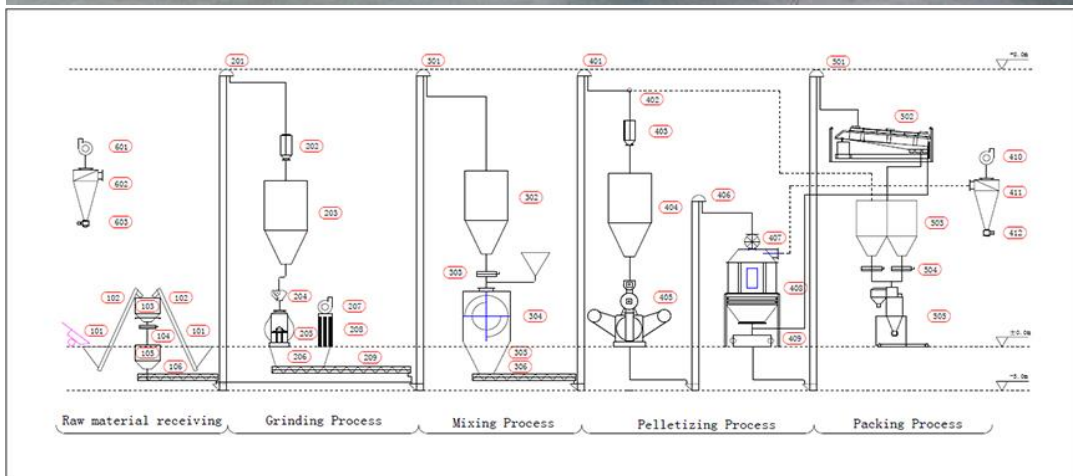


5.6.2 Poultry Feeds Production

Chinese technology will be used here.

A major key to a successful poultry feed manufacturing plant business is the use of appropriate plant/equipment. It is important to get your poultry feed manufacturing plant from trusted vendors and also ensure they are in good working condition.

Feed pellet production line is a complete set of machines that are specifically used to make feed pellets. The key machines like hammer mill, feed mixer and feed pellet machine are patented product through extensive research and development combined with advanced technology by Chinese Machinery Manufacturers. The capacity can range from 1 ton per hour to 30 tons per hour. The feed pellet plant generally including the following process: raw materials crushing process, mixing process, pellet making process, pellet cooling process, sifting process and so on. Each process includes different kinds of machines. All these machines form a whole set which guarantee the automatic production of feed pellets in large quantity and high quality for livestock, poultry and such animals as pig, cow, sheep etc.

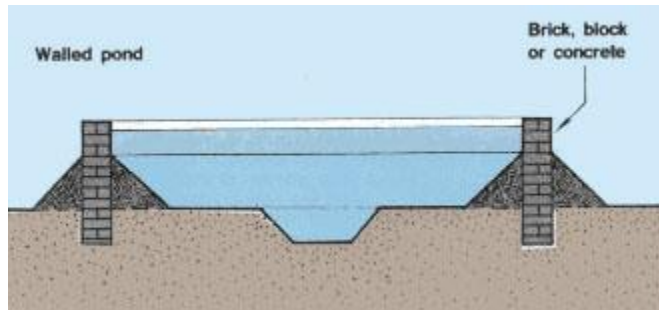


5.6.3 Fish Production

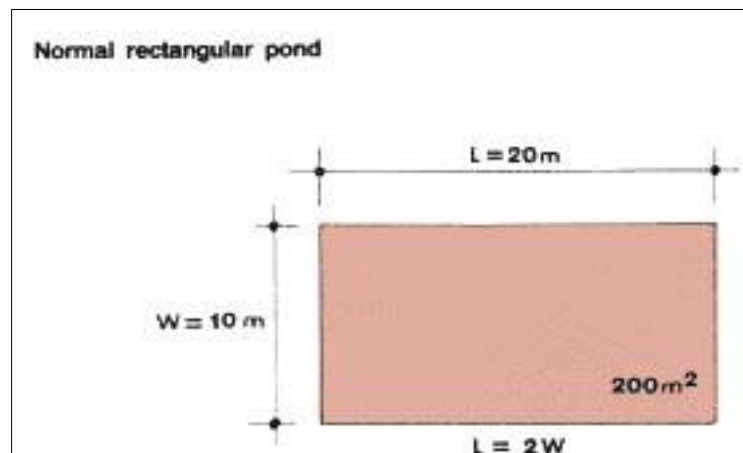
Most of the technology will be **imported from China**.

The project will use **Walled Fish Pond System** – are usually surrounded by blocks, brick or concrete walls. Sometimes wooden planking or corrugated metal is used.

In this system, we will need ponds where fishes will be reared and grow. This system is one of the most beneficial fish farming techniques because the water containing fish waste is used to fertilize the agricultural field.



With the size as shown in the simple diagram hereunder:



There may be different types of pond on a fish farm, each used for a specific purpose:

- pawning ponds for the production of eggs and small fry;
- Nursery ponds for the production of larger juveniles;
- Brood ponds for broodstock rearing;
- Storage ponds for holding fish temporarily, often prior to marketing;
- Fattening ponds, for the production of food fish;
- Integrated ponds which have crops, animals or other fish ponds around them to supply waste materials to the pond as feed or fertilizer;
- Wintering ponds for holding fish during the cold season.



5.7 Personnel Plan

5.8 Environmental Impact Assessment

A principal objective of carrying out Environmental Impact Assessment (EIA) is to predict the impacts of development projects and programmes on natural resources and environmental quality, as well as the communities that depend on, or interact with them. It is designed to ensure that the impacts are considered at each stage of project planning and development.

This project is very close to Kwala Dray Port and other authorized industrial projects around it. All the projects around this project have already conducted EIA. The process to conduct EIA for this project is on progress and has already been registered to the National Environmental Management Council (NEMC) for EIA conduction as a compliance.

5.9 Social and Economic Benefits

Socio-economic benefits of this project include:

- a) Creation of at least 250 employment opportunities;
- b) Making available of the highly demanded products in the market and affordable prices;
- c) Improved standard of living and poverty alleviation to the community where the farm and industry will be established;
- d) Supporting the government's industrialization initiatives by establishing the poultry industry, poultry feeds plant and fish production;
- e) The government will earn tax revenue from our sales as well as from workers' taxable income;
- f) Economic opportunities will be created to other service providers to the community surrounding the plant; and
- g) It improves working relationship with business stakeholders and neighbors.

5.10 Expected Employment Generation

From the Personnel plans of all the production lines above it is expected that at least 250 direct employment opportunities will be generated.

5.11 Proposed Implementation Schedule

Proposed Implementation Schedule			
SN	Major Activity	Period	Remarks
1	Pre-Arrangements	May to Aug. 2024	Done
2	Business Planning	Aug. to Sept. 2024	Done
3	Pre-Activities	Aug. to Oct. 2024	On Progress
4	Environmental Impact Assessment	Aug. to Sept. 2024	On Progress
5	Application for Certificate of Incentives	September 2024	On Progress
6	Acquisition of Capital Goods	Oct. to Dec 2024	Waiting for Certificate of Incentives
7	Construction of Facilities	Jan. to Apr. 2025	
8	Electrical Installation	May 2025	
9	Installation of Plant/Machinery/Equipment	May to June 2025	
10	Production Commencement	July 2025	

6.0 FINANCIAL PLAN

6.1 Investment Costs

The total fund requirement of about of USD 13. million is broken into acquisition of land and land preparation, construction of access roads and water drilling and sewage system (USD 4.43 million), importation of steel structure building materials and construction of poultry houses and fish ponds (USD 1.88 million), importation and installation of plant, machinery and equipment (USD 3.81 million), acquisition of motor vehicles and earth moving machines (USD 1.998 million), acquisition of computers, printers, furniture and fixtures (USD 26,220, and importation of parent stocks and working capital (USD 901,198) (*Please see the attached Capital Expenditure*).

6.2 Financing Arrangement

The investment will be financed as follows:

- 30% of the investment costs will be financed by equity; and
- Arrangements are underway that 70% of the investment costs will be financed by credit facility from our bankers (Stanbic Bank).

6.3 List of Items for Exemption

The list of capital goods requested for exemption is attached herewith in the annexure.

6.4 Project Financial and Economic Analysis

The internal rate of return of the investment for improved traditional and improved tropical family chicken production is estimated at 75% and 58%, respectively while for specialized broilers and layers the projected return would be 57% and 36%. These returns on investments are higher above interest rates charged on loans which average rate is 17.34% hence profitable investments. (TLMP, 2018).

The chicken meat gross marketing margins (price spread) for the commercial broilers and traditional broilers value chain varied from TZA 267,887 to TZS 547,026 per tone and TZS 2,277,043 to TZS 2,009,155 per tone respectively. The gross marketing margin for the traditional chicken value chain is found to be greater than the commercial broiler value chain. This demonstrates the importance of the traditional poultry system in terms of the economic opportunity it provides for the value chain actors.

The total chain level costs of intermediate goods and services incurred in traditional chicken meat value chain varied from TZS 27,191 to TZS 1,204,823 per ton. In the commercial broilers value chain, the costs of intermediate goods and services varied from TZS 283,157 to TZS 2,287,845 per tone.

The chicken eggs gross marketing margins (price spread) for the commercial and traditional value chain varied from TZS 1,233,692 per ton and TZS 5,757,228 per ton of eggs respectively (TLMP, 2018). In general, the gross marketing margin for commercial chicken value chain was found to be greater than the gross marketing margin for traditional chicken egg value chain. This demonstrate the importance of commercial chicken in terms of the economic opportunity it provides for egg value chain actors

6.5 Financial Projections

All necessary projections including production and sales volumes and Cash Flow Projections are shown in the appendices.

6.6 Projection Assumptions

The following assumptions are thought to be important for the given projections of this business plan:

- The farm will produce at 50% capacity during the first year followed by 75% during the second year and will start producing at 100% from the third year onwards for all products;
- At 100% capacity the poultry farm will produce 480,000 eggs and 1,700-layer poultry meat per day;
- At 100% capacity the fish farm will produce 500,000kg of fish on average annually;
- At 100% capacity the poultry feed plant will produce 1,000kg of feed on average per hour o an 8-hour production shift throughout the year;
- Manure product is taken to be 10% of total production of poultry feed;
- For projection purpose 360 days are assumed to be one year;
- Average selling price of egg is assumed to be USD 0.13 during year one of production;
- Average selling price of a layer for poultry meat is assumed to be USD 3.70 during year one of production;
- Average selling price of 1kg of fish is assumed to be USD 2.78 during year one of production;
- Average selling price of poultry feed per kg is assumed to be USD 1.85 during year one of production;
- Administrative expenses (off salaries expenses) is to be 1% of direct production cost;
- Fish harvest is assumed to be done once a year throughout this planning period;
- Marketing and distribution expenses is 0.25% of total sales;
- Salaries will remain constant throughout this planning period;
- All produced products will be sold during the same accounting period throughout the planning period;
- All products selling prices will increase at 10% rate every year throughout the planning period;
- All direct production cost of the products will increase substantially at the rate of 10% throughout the planning period;
- All the projections are in USD currency; any other currency may be used just for illustrations only; and
- Other necessary assumptions as shall be used in the projections

7.0 MANAGEMENT PLAN

7.1 General Description

The company is organized into four main organs i.e. Owners, Board of Directors, Management and Support Services. Consultants may be used to fill out managerial and technical gaps if any.

7.2 Owners

The business is owned by three (3) shareholders/directors of the company on behalf of the company. Currently, the company is owned by two (2) Chinese and one (1) Tanzanian as shown in chapter one of this Business Plan. The owners entrust the Board of Directors to make executive decisions and oversee the management of the company on their behalf.

7.3 Board of Directors

The owners have assembled the Board of Directors made up of people with different backgrounds based on their merits, experience and traditional links with to potential customers, and is planned for advisory and business credibility, and general overseeing of the management. The Board of Directors is entrusted to make executive decisions on behalf of owners for the company.

7.4 Management

The management of this company which has the major responsibility to oversee and supervise day-to-day activities of the company is made up of the Chief Executive Officer (CEO) as the overall in charge of the management, the Veterinarian, Head of Finance, Administration and Human Resources, Head of Technical and Operations, Head of Planning and Investment, and the Head of Marketing. While the CEO reports to the Board of Directors (BoD), all heads of departments report directly to the CEO.

7.5 Technical and Support Staff

In addition to the management, there will be technical and supporting staff to perform production and operational functions as indicated in the attached Projected Personnel Plan.

For successful implementation of routine activities, the management is supported by a team of technical and support staff including Administrative Manager, Office Manager, Accounts Assistant, Store Assistant, Procurement Officer, etc. to carry out day to day functions. All these staff report to respective heads of departments of functional areas.

7.6 Consultants

Where necessary and for successful implementation of this business especially at the start up stage during this planning period it is recommended the use of business and poultry and fish farming professionals as project consultants. For efficiency and effectiveness of this business the use consultants to fill managerial and technical gaps that may happen during our operations will be inevitable.

8.0 SUPPORTING DOCUMENTS/INFORMATION

8.1 List of Items for Exemption

SUNSHINE FARM LIMITED
POULTRY FARM AND INDUSTRIAL PARK PROJECT
LIST OF ITEMS FOR EXEMPTION

S/N	Item Name	Unit Measurement	Qty	Item Group	Unit Price (USD)	Item Price (USD)
1	Construction Materials for Steel Structured Layer Houses	Lot	10	Building Materials	101,020	1,010,200
2	Main Feed Line Lifting System-From Hopper to Silo	Set	10	Equipment	4,437	44,368
3	Main Feed Loading System-From Silo into House	Set	10	Equipment	3,351	33,512
4	BH Silo Weighing System	Unit	10	Equipment	4,543	45,430
5	Hopper Trolley Feeding System	Unit	10	Equipment	21,535	215,350
6	Layer Cage	Set	10	Equipment	34,102	341,020
7	Egg Collection System	Unit	10	Equipment	17,700	177,000
8	Nipple Drinking System	Unit	10	Equipment	11,771	117,705
9	Cross Manure Cleaning System	Unit	10	Equipment	13,570	135,700
10	Manure Cleaning Lifting System	Unit	10	Equipment	7,965	79,650
11	Box Fan	Piece	30	Equipment	590	17,700
12	Cone Fan	Piece	40	Equipment	825	33,000
13	Detachable Cooling Pad System-PVC Bottom Gutter (Gable Wall)	Unit	10	Equipment	295	2,950
14	Detachable Cooling Pad System-PVC Bottom Gutter (Side Wall)	Unit	10	Equipment	415	4,150
15	Panel Door (Gable Wall)	Each	10	Building Materials	330	3,300
16	Panel Door (Side Wall)	Each	10	Building Materials	400	4,000
17	Curtain	Set	10	Equipment	14,750	147,500
18	Lighting System	Unit	10	Equipment	11,564	115,640
19	Electric Control System	Unit	10	Equipment	8,142	81,420
20	Poultry Tool System/Spare Parts	Lot	10	Equipment	26,096	260,960
21	Construction Materials for Steel Structured Pullet Houses	Lot	2	Building Materials	101,020	202,040
22	Main Feed Loading System-From Hopper to Silo	Unit	2	Equipment	4,437	8,874
23	Main Feed Loading System-From Silo into House	Unit	2	Equipment	3,351	6,702
24	BH Silo Weighing System	Unit	2	Equipment	4,543	9,086
25	Hopper Trolley Feeding System	Unit	2	Equipment	21,535	43,070
26	Pullet Cage System	Set	2	Equipment	34,102	68,204
27	Nipple Drinking System	Unit	2	Equipment	17,700	35,400
28	Cross Manure Cleaning System	Unit	2	Equipment	11,771	23,541
29	Manure Cleaning Lifting System	Unit	2	Equipment	13,570	27,140
30	Box Fan	Piece	6	Equipment	7,965	47,790
31	Cone Fan	Piece	8	Equipment	590	4,720
32	Air Inlet	Unit	2	Equipment	825	1,650

33	Detachable Cooling Pad System-PVC Bottom Gutter (Gable Wall)	Unit	2	Equipment	295	590
34	Detachable Cooling Pad System-PVC Bottom Gutter (Side Wall)	Unit	2	Equipment	415	830
35	Panel Door (Gable Wall)	Each	2	Building Materials	330	660
36	Panel Door (Side Wall)	Each	2	Building Materials	400	800
37	Heating System (LPG)	Unit	2	Equipment	14,750	29,500
38	Lighting System	Unit	2	Equipment	11,564	23,128
39	Electric Control System	Unit	2	Equipment	8,142	16,284
40	Poultry Tool System/Spare Parts	Lot	2	Equipment	26,096	52,192
41	Construction Materials for Steel Structured Egg Storage Room	Lot	1	Building Materials	32,778	32,778
42	Construction Materials for Steel Structured Warehouse	Lot	1	Building Materials	25,785	25,785
43	Construction Materials for Steel Structured Feed Processing Plant Warehouse	Lot	1	Building Materials	105,000	105,000
44	Construction Materials for Steel Structured Office Building	Lot	1	Building Materials	23,600	23,600
45	Construction Materials for Concrete Water Tower	Lot	12	Building Materials	7,200	86,400
46	Construction Materials for Steel Structured Silos	Lot	24	Building Materials	5,850	140,400
47	Construction Materials for Concrete Fish Ponds	Lot	12	Building Materials	3,059	36,711
48	Construction Materials for Steel Structured Fish Storage & other Facilities	Lot	1	Building Materials	49,822	49,822
49	Construction Materials for Steel Structured Poultry Veterinary and Disinfection Unit	Lot	1	Building Materials	60,180	60,180
50	Construction Materials for Genset and other facilities	Lot	1	Building Materials	35,000	35,000
51	Complete Feed Processing Plant	Unit	1	Plant & Machinery	83,780	83,780
52	Complete Hatchery Unit	Unit	12	Plant & Machinery	21,240	254,880
53	Complete Slaughtering and Butchery System	Lot	2	Plant & Machinery	85,000	170,000
54	Refrigerator	Unit	16	Equipment	14,500	232,000
55	Standby Generator (Medium)	Unit	12	Equipment	7,600	91,200
56	Standby Generator (Large)	Unit	3	Equipment	20,650	61,950
57	Fire Extinguisher	Piece	20	Equipment	140	2,800
58	Trays and Crates	Lot	1	Equipment	35,400	35,400
59	Veterinary Laboratory Equipment	Lot	1	Equipment	41,200	41,200
60	Eggs Distribution Trucks	Unit	5	Motor Vehicle	64,900	324,500
61	Poultry Meat and Fish Distribution Van	Unit	5	Motor Vehicle	53,100	265,500
62	Raw Materials/Feed Mobilization Trucks	Unit	4	Motor Vehicle	71,980	287,920
63	Supervision Vehicle (Double Cabin Pick Up)	Unit	4	Motor Vehicle	48,970	195,880
64	Supervision Vehicle (Single Cabin Pick Up)	Unit	4	Motor Vehicle	37,760	151,040
65	Supervision Vehicle (Landcruiser Prado Station Wagon)	Unit	4	Motor Vehicle	69,620	278,480
66	Supervision Motorcycle	Unit	10	Motorcycle	1,095	10,950
67	Fire Truck	Unit	1	Motor Vehicle	83,780	83,780
68	Ambulance	Unit	1	Motor Vehicle	55,800	55,800
69	Fork Lift 1T	Unit	12	Equipment	16,520	198,240
70	Fork Lift 5T	Unit	12	Equipment	28,320	339,840
71	Crane Truck	Unit	4	Motor Vehicle	28,320	113,280
72	Excavator	Unit	1	Machinery	354,000	354,000

73	Wheel Loader	Unit	1	Machinery	275,000	275,000
74	Low Bed/Loader Trailer	Unit	1	Motor Vehicle	83,000	83,000
75	Dump Truck 7 Tons	Unit	1	Motor Vehicle	56,000	56,000
76	Dump Truck 20 Tons	unit	1	Motor Vehicle	73,000	73,000
77	Complete Car Wash System	Unit	1	Equipment	30,000	30,000
78	Security System Equipment	Lot	1	Equipment	65,000	65,000
79	CCTV System	Lot	1	Equipment	120,000	120,000
80	Internet System Equipment	Lot	1	Equipment	300,000	300,000
81	Health and Safety Equipment	Lot	1	Equipment	37,000	37,000
82	Air Conditioners System	Unit	5	Equipment	1,420	7,102
83	Office Furniture	Set	10	Furniture	885	8,850
84	Computer/Laptop	Piece	10	Computer	1,298	12,980
85	Printer	Unit	2	Printer	2,065	4,130
86	Raw Material System	Set	1	Feed equipment	10,000	10,000
87	Grinding System	Set	1	Feed equipment	35,000	35,000
88	Pre-Mixed Material Section	Set	1	Feed equipment	13,500	13,500
89	Metering System	Set	1	Feed equipment	11,900	11,900
90	Mixing System	Set	1	Feed equipment	16,000	16,000
91	Finished Product System	Set	1	Feed equipment	12,500	12,500
92	Specialized Functional Membrane, Third-Generation High Permeability nano Fermentation Membrane	Set	10	Fecal treatment	9,700	97,000
93	Control Box and Supporting Electrical Equipment	Set	10	Fecal treatment	100	1,000
94	Control Platform Software System	Set	10	Fecal treatment	60	600
95	Signal Transmitter	Set	10	Fecal treatment	50	500
96	Aeration Fan	Set	10	Fecal treatment	1,100	11,000
97	Aeration Pipeline	Set	10	Fecal treatment	120	1,200
98	Installation of Auxiliary Materials	Set	10	Fecal treatment	45	450
99	Intelligent Portable Water Meter	Set	10	Fishery bree equipment	250	2,500
100	Dragonfly Leaf Wheel Type Variable Frequency Aerator	Set	10	Fishery bree equipment	115	1,150
101	Water Wheel Type Variable Frequency Aerator	Set	10	Fishery bree equipment	100	1,000
102	Variable Frequency Surge Machine	Set	10	Fishery bree equipment	5,000	50,000
103	Industrial Grade Professional Oxygen Production System	Set	10	Fishery bree equipment	50,000	500,000
104	Protein Separator	Set	10	Fishery bree equipment	20,000	200,000
105	Mobile Bed Biological Processor	Set	10	Fishery bree equipment	17,000	170,000
106	Ceramic Aeration Disc	Set	10	Fishery bree equipment	2,000	20,000
107	High-Pressure Oxygen Cone	Set	10	Fishery bree equipment	1,500	15,000
108	Pipeline Type UV Sterilizer	Set	10	Fishery bree equipment	12,650	126,500
109	Channel Type UV Sterilizer	Set	10	Fishery bree equipment	6,500	65,000
110	Rotary Drum Microfilter	Set	10	Fishery bree equipment	14,500	145,000
111	Fish Counter	Set	10	Fishery bree equipment	2,000	20,000

112	Shrimp Seedling Spotting Device	Set	10	Fishery bree equipment	6,000	60,000
113	High Speed Variable Frequency Blower	Set	10	Fishery bree equipment	1,200	12,000
114	Intelligent Feeding Device for Aquatic Products	Set	10	Fishery bree equipment	5,000	50,000
115	Xiaopeng Shrimp Intelligent Robot	Set	10	Fishery bree equipment	25,000	250,000
116	Free Platform 180/360 Small Venture Capital	Set	10	Fishery bree equipment	16,000	160,000
117	Shrimp and Crab Feeding Machine	Set	10	Fishery bree equipment	5,000	50,000
118	Fish Pond Dedicated Single/Double Outlet Air Jet Feeding Machine	Set	10	Fishery bree equipment	7,500	75,000
119	Photovoltaic Modules (Solar Panels)	Set	10	Photovoltaic System	2,500	25,000
120	Inverter	Set	10	Photovoltaic System	2,650	26,500
121	Bracket System	Set	10	Photovoltaic System	25	250
122	Energy Storage System (Battery)	Set	10	Photovoltaic System	7,500	75,000
123	Controller	Set	10	Photovoltaic System	3,000	30,000
124	Cable and Wiring System	Set	10	Photovoltaic System	1,000	10,000
125	Grid Connected System	Set	10	Photovoltaic System	2,000	20,000
126	Monitoring System	Set	10	Photovoltaic System	3,000	30,000
127	Main Material Line of the Material Tower	Set	10	Chicken bree equipment	2,000	20,000
128	Weighing System 40K	Set	10	Chicken bree equipment	2,000	20,000
129	Rooster Material Tray System	Set	10	Chicken bree equipment	1,500	15,000
130	Chain Type Automatic Lifting Feeding System for Breeding Chickens	Set	10	Chicken bree equipment	1,800	18,000
131	Waterline	Set	10	Chicken bree equipment	1,200	12,000
132	Fan	Set	10	Chicken bree equipment	590	5,900
133	Air Intake Window	Set	10	Chicken bree equipment	826	8,260
134	Water Curtain Cooling System (Side Wall)	Set	10	Chicken bree equipment	14,750	147,500
135	Insulated Door (Side Sall)	Set	10	Chicken bree equipment	400	4,000
136	Heating System (LPG)	Set	10	Chicken bree equipment	14,700	147,000
137	Automatic Egg Laying Box	Set	10	Chicken bree equipment	350	3,500
138	Plastic Flooring	Set	10	Chicken bree equipment	1,500	15,000
139	Lighting	Set	10	Chicken bree equipment	11,560	115,600
140	Electric Control System	Set	10	Chicken bree equipment	8,142	81,420
141	Pulper	Set	2	Egg tray processing equipment	8,000	16,000
142	Vibration Sieve	Set	2	Egg tray processing equipment	3,000	6,000
143	Slurry Storage Equipment	Set	2	Egg tray processing equipment	35,000	70,000
144	Slurry Supply Equipment	Set	2	Egg tray processing equipment	4,500	9,000
145	Slurry Pump	Set	2	Egg tray processing equipment	2,500	5,000
146	Forming Machine	Set	2	Egg tray processing equipment	6,500	13,000
147	Dryer	Set	2	Egg tray processing equipment	2,750	5,500
148	Separation Tank	Set	2	Egg tray processing equipment	5,500	11,000
149	Water Tank	Set	2	Egg tray processing equipment	4,500	9,000
150	Beating Engine	Set	2	Egg tray processing equipment	8,500	17,000
151	Control System	Set	2	Egg tray processing equipment	2,000	4,000

152	Vacuum Pump	Set	2	Egg tray processing equipment	6,000	12,000
153	Gas Storage Tank	Set	2	Egg tray processing equipment	4,350	8,700
154	Central Egg Collection System	Set	2	Central egg collection equipment	1,800	3,600
155	Control Box	Set	2	Central egg collection equipment	1,500	3,000
156	Cable and Auxiliary Materials	Set	2	Central egg collection equipment	2,000	4,000
157	Egg Puller	Set	2	Central egg collection equipment	2,500	5,000
158	Egg Line Cross Road Support	Set	2	Central egg collection equipment	1,800	3,600
159	Assembly of Ascending and Descending Slopes	Set	2	Central egg collection equipment	950	1,900
160	Egg Collection Counter	Set	2	Central egg collection equipment	750	1,500
161	Egg Counting Controller	Set	2	Central egg collection equipment	1,000	2,000
162	Egg Counting Wiring	Set	2	Central egg collection equipment	1,050	2,100
163	Agricultural Manure Treatment (Fermentation) Organic Fertilizer Equipment	Set	1	Feed equipment	120,000	120,000
164	Machinery and Plant Materials Related to Agricultural Manure Treatment (Fermentation) of Organic Fertilizers	Set	1	Feed equipment	98,000	98,000
165	Weighing Equipment	Set	1	Equipment	15,000	15,000
166	Fish Pond Specific Steam Curing Machine	Set	100	Equipment	150	15,000
167	Large Scale Water Pump	Set	3	Equipment	15,000	45,000
168	Organic Fertilizer Equipment	Set	2	Feed equipment	30,000	60,000
169	Organic Fertilizer Production Line	Set	1	Feed equipment	20,000	20,000
170	Organic Fertilizer Fermentation Tank	Set	2	Feed equipment	15,000	30,000
171	Organic Fertilizer Turning Machine	Set	1	Feed equipment	10,000	10,000
172	Fertilizer Granulator	Set	2	Feed equipment	6,500	13,000
173	Fecal Fermentation Machine	Set	1	Feed equipment	100,000	100,000
174	High Pressure Cleaning Machine	Unit	1	Equipment	18,000	18,000
175	High Pressure Pipe	Unit	2	Equipment	4,000	8,000
176	Air Compressor	Unit	2	Equipment	9,600	19,200
177	Vacuum Cleaner	Unit	4	Equipment	1,500	6,000
178	Air compressor Air Pipe and Joint	Unit	6	Equipment	200	1,200

8.2 Projections

8.2.1 Projected Investment Costs in USD

SUNSHINE FARM LIMITED P.O. BOX 78048, DAR ES SALAAM						
SUNSHINE FARM AND INDUSTRIAL PARK P.O. BOX, DAR ES SALAAM						
INVESTMENT BREAKDOWN						
SN	PARTICULARS	UNIT	QTY	Item Group	UNIT PRICE USD	TOTAL (USD)
A	INVESTMENT/CAPITAL EXPENSES					
A1	Acquisition, Preparation of Land and Buildings Construction					
A1001	Acquisition of Land	Acre	368	Land	2,000	736,000
A1002	Forest Clearing	Acre	368	Land	2,500	920,000
A1003	Land Leveling and Preparation	Acre	368	Land	3,000	1,104,000
A1004	Access Roads Construction	Lot	1	Road Construction	1,481,500	1,481,500
A1005	Boreholes (Water Drilling and Sewage Systems)	Borehole	2	Boreholes Drilling	92,600	185,200
A1006	Construction Materials for Steel Structured Layer Houses	Lot	10	Building Materials	101,020	1,010,200
A1007	Panel Door (Gable Wall)	Each	10	Building Materials	330	3,300
A1008	Panel Door (Side Wall)	Each	10	Building Materials	400	4,000
A1009	Construction Materials for Steel Structured Pullet Houses	Lot	2	Building Materials	101,020	202,040
A1010	Panel Door (Gable Wall)	Each	2	Building Materials	330	660
A1011	Panel Door (Side Wall)	Each	2	Building Materials	400	800
A1012	Construction Materials for Steel Structured Egg Storage Room	Lot	1	Building Materials	32,778	32,778
A1013	Construction Materials for Steel Structured Warehouse	Lot	1	Building Materials	25,785	25,785
A1014	Construction Materials for Steel Structured Feed Processing Plant Warehouse	Lot	1	Building Materials	105,000	105,000
A1015	Construction Materials for Steel Structured Office Building	Lot	1	Building Materials	23,600	23,600
A1016	Construction Materials for Concrete Water Tower	Lot	12	Building Materials	7,200	86,400
A1017	Construction Materials for Steel Structured Silos	Lot	24	Building Materials	5,850	140,400
A1018	Construction Materials for Concrete Fish Ponds	Lot	12	Building Materials	3,059	36,711
A1019	Construction Materials for Steel Structured Fish Storage & other Facilities	Lot	1	Building Materials	49,822	49,822
A1020	Construction Materials for Steel Structured Poultry Veterinary and Disinfection Unit	Lot	1	Building Materials	60,180	60,180
A1021	Construction Materials for Genset and other facilities	Lot	1	Building Materials	35,000	35,000
A1022	Contingencies (At 1% of Total Cost)	Lot	1			62,434
	Sub Total A1					6,305,810
A2	Acquisition and Installation of Plant, Machinery and Equipment/Tools					
A2001	Main Feed Line Lifting System-From Hopper to Silo	Set	10	Equipment	4,437	44,368
A2002	Main Feed Loading System-From Silo into House	Set	10	Equipment	3,351	33,512

A2003	BH Silo Weighing System	Unit	10	Equipment	4,543	45,430
A2004	Hopper Trolley Feeding System	Unit	10	Equipment	21,535	215,350
A2005	Layer Cage	Set	10	Equipment	34,102	341,020
A2006	Egg Collection System	Unit	10	Equipment	17,700	177,000
A2007	Nipple Drinking System	Unit	10	Equipment	11,771	117,705
A2008	Cross Manure Cleaning System	Unit	10	Equipment	13,570	135,700
A2009	Manure Cleaning Lifting System	Unit	10	Equipment	7,965	79,650
A2010	Box Fan	Piece	30	Equipment	590	17,700
A2011	Cone Fan	Piece	40	Equipment	825	33,000
A2012	Detachable Cooling Pad System-PVC Bottom Gutter (Gable Wall)	Unit	10	Equipment	295	2,950
A2013	Detachable Cooling Pad System-PVC Bottom Gutter (Side Wall)	Unit	10	Equipment	415	4,150
A2014	Curtain	Set	10	Equipment	14,750	147,500
A2015	Lighting System	Unit	10	Equipment	11,564	115,640
A2016	Electric Control System	Unit	10	Equipment	8,142	81,420
A2017	Poultry Tool System/Spare Parts	Lot	10	Equipment	26,096	260,960
A2018	Main Feed Loading System-From Hopper to Silo	Unit	2	Equipment	4,437	8,874
A2019	Main Feed Loading System-From Silo into House	Unit	2	Equipment	3,351	6,702
A2020	BH Silo Weighing System	Unit	2	Equipment	4,543	9,086
A2021	Hopper Trolley Feeding System	Unit	2	Equipment	21,535	43,070
A2022	Pullet Cage System	Set	2	Equipment	34,102	68,204
A2023	Nipple Drinking System	Unit	2	Equipment	17,700	35,400
A2024	Cross Manure Cleaning System	Unit	2	Equipment	11,771	23,541
A2025	Manure Cleaning Lifting System	Unit	2	Equipment	13,570	27,140
A2026	Box Fan	Piece	6	Equipment	7,965	47,790
A2027	Cone Fan	Piece	8	Equipment	590	4,720
A2028	Air Inlet	Unit	2	Equipment	825	1,650
A2029	Detachable Cooling Pad System-PVC Bottom Gutter (Gable Wall)	Unit	2	Equipment	295	590
A2030	Detachable Cooling Pad System-PVC Bottom Gutter (Side Wall)	Unit	2	Equipment	415	830
A2031	Heating System (LPG)	Unit	2	Equipment	14,750	29,500
A2032	Lighting System	Unit	2	Equipment	11,564	23,128
A2033	Electric Control System	Unit	2	Equipment	8,142	16,284
A2034	Poultry Tool System/Spare Parts	Lot	2	Equipment	26,096	52,192
A2035	Complete Feed Processing Plant	Unit	1	Plant & Machinery	83,780	83,780
A2036	Complete Hatchery Unit	Unit	12	Plant & Machinery	21,240	254,880
A2037	Complete Slaughtering and Butchery System	Lot	2	Plant & Machinery	85,000	170,000
A2038	Refrigerator	Unit	16	Equipment	14,500	232,000
A2039	Standby Generator (Medium)	Unit	12	Equipment	7,600	91,200
A2040	Standby Generator (Large)	Unit	3	Equipment	20,650	61,950
A2041	Fire Extinguisher	Piece	20	Equipment	140	2,800
A2042	Trays and Crates	Lot	1	Equipment	35,400	35,400

A2043	Veterinary Laboratory Equipment	Lot	1	Equipment	41,200	41,200
A2044	Folk Lift 1T	Unit	12	Equipment	16,520	198,240
A2045	Folk Lift 5T	Unit	12	Equipment	28,320	339,840
A2046	Excavator	Unit	1	Machinery	354,000	354,000
A2047	Wheel Loader	Unit	1	Machinery	275,000	275,000
A2048	Complete Car Wash System	Unit	1	Equipment	30,000	30,000
A2049	Security System Equipment	Lot	1	Equipment	65,000	65,000
A2050	CCTV System	Lot	1	Equipment	120,000	120,000
A2051	Internet System Equipment	Lot	1	Equipment	300,000	300,000
A2052	Health and Safety Equipment	Lot	1	Equipment	37,000	37,000
A2053	Air Conditioners System	Unit	5	Equipment	1,420	7,102
A2054	Raw Material System	Set	1	Feed equipment	10,000	10,000
A2055	Grinding System	Set	1	Feed equipment	35,000	35,000
A2056	Pre Mixed Material Section	Set	1	Feed equipment	13,500	13,500
A2057	Metering System	Set	1	Feed equipment	11,900	11,900
A2058	Mixing System	Set	1	Feed equipment	16,000	16,000
A2059	Finished Product System	Set	1	Feed equipment	12,500	12,500
A2060	Specialized Functional Membrane, Third-Generation High Permeability nano Fermentation Membrane	Set	10	Fecal treatment	9,700	97,000
A2061	Control Box and Supporting Electrical Equipment	Set	10	Fecal treatment	100	1,000
A2062	Control Platform Software System	Set	10	Fecal treatment	60	600
A2063	Signal Transmitter	Set	10	Fecal treatment	50	500
A2064	Aeration Fan	Set	10	Fecal treatment	1,100	11,000
A2065	Aeration Pipeline	Set	10	Fecal treatment	120	1,200
A2066	Installation of Auxiliary Materials	Set	10	Fecal treatment	45	450
A2067	Intelligent Portable Water Meter	Set	10	Fishery bree equipment	250	2,500
A2068	Dragonfly Leaf Wheel Type Variable Frequency Aerator	Set	10	Fishery bree equipment	115	1,150
A2069	Water Wheel Type Variable Frequency Aerator	Set	10	Fishery bree equipment	100	1,000
A2070	Variable Frequency Surge Machine	Set	10	Fishery bree equipment	5,000	50,000
A2071	Industrial Grade Professional Oxygen Production System	Set	10	Fishery bree equipment	50,000	500,000
A2072	Protein Separator	Set	10	Fishery bree equipment	20,000	200,000
A2073	Mobile Bed Biological Processor	Set	10	Fishery bree equipment	17,000	170,000
A2074	Ceramic Aeration Disc	Set	10	Fishery bree equipment	2,000	20,000
A2075	High-Pressure Oxygen Cone	Set	10	Fishery bree equipment	1,500	15,000
A2076	Pipeline Type UV Sterilizer	Set	10	Fishery bree equipment	12,650	126,500
A2077	Channel Type UV Sterilizer	Set	10	Fishery bree equipment	6,500	65,000
A2078	Rotary Drum Microfilter	Set	10	Fishery bree equipment	14,500	145,000
A2079	Fish Counter	Set	10	Fishery bree equipment	2,000	20,000
A2080	Shrimp Seedling Spotting Device	Set	10	Fishery bree equipment	6,000	60,000
A2081	High Speed Variable Frequency Blower	Set	10	Fishery bree equipment	1,200	12,000

A2082	Intelligent Feeding Device for Aquatic Products	Set	10	Fishery bree equipment	5,000	50,000
A2083	Xiaopeng Shrimp Intelligent Robot	Set	10	Fishery bree equipment	25,000	250,000
A2084	Free Platform 180/360 Small Venture Capital	Set	10	Fishery bree equipment	16,000	160,000
A2085	Shrimp and Crab Feeding Machine	Set	10	Fishery bree equipment	5,000	50,000
A2086	Fish Pond Dedicated Single/Double Outlet Air Jet Feeding Machine	Set	10	Fishery bree equipment	7,500	75,000
A2087	Photovoltaic Modules (Solar Panels)	Set	10	Photovoltaic System	2,500	25,000
A2088	Inverter	Set	10	Photovoltaic System	2,650	26,500
A2089	Bracket System	Set	10	Photovoltaic System	25	250
A2090	Energy Storage System (Battery)	Set	10	Photovoltaic System	7,500	75,000
A2091	Controller	Set	10	Photovoltaic System	3,000	30,000
A2092	Cable and Wiring System	Set	10	Photovoltaic System	1,000	10,000
A2093	Grid Connected System	Set	10	Photovoltaic System	2,000	20,000
A2094	Monitoring System	Set	10	Photovoltaic System	3,000	30,000
A2095	Main Material Line of the Material Tower	Set	10	Chicken bree equipment	2,000	20,000
A2096	Weighing System 40K	Set	10	Chicken bree equipment	2,000	20,000
A2097	Rooster Material Tray System	Set	10	Chicken bree equipment	1,500	15,000
A2098	Chain Type Automatic Lifting Feeding System for Breeding Chickens	Set	10	Chicken bree equipment	1,800	18,000
A2099	Waterline	Set	10	Chicken bree equipment	1,200	12,000
A2100	Fan	Set	10	Chicken bree equipment	590	5,900
A2101	Air Intake Window	Set	10	Chicken bree equipment	826	8,260
A2102	Water Curtain Cooling System (Side Wall)	Set	10	Chicken bree equipment	14,750	147,500
A2103	Insulated Door (Side Wall)	Set	10	Chicken bree equipment	400	4,000
A2104	Heating System (LPG)	Set	10	Chicken bree equipment	14,700	147,000
A2105	Automatic Egg Laying Box	Set	10	Chicken bree equipment	350	3,500
A2106	Plastic Flooring	Set	10	Chicken bree equipment	1,500	15,000
A2107	Lighting	Set	10	Chicken bree equipment	11,560	115,600
A2108	Electric Control System	Set	10	Chicken bree equipment	8,142	81,420
A2109	Pulper	Set	2	Egg tray processing equipment	8,000	16,000
A2110	Vibration Sieve	Set	2	Egg tray processing equipment	3,000	6,000
A2111	Slurry Storage Equipment	Set	2	Egg tray processing equipment	35,000	70,000
A2112	Slurry Supply Equipment	Set	2	Egg tray processing equipment	4,500	9,000
A2113	Slurry Pump	Set	2	Egg tray processing equipment	2,500	5,000
A2114	Forming Machine	Set	2	Egg tray processing equipment	6,500	13,000
A2115	Dryer	Set	2	Egg tray processing equipment	2,750	5,500
A2116	Separation Tank	Set	2	Egg tray processing equipment	5,500	11,000
A2117	Water Tank	Set	2	Egg tray processing equipment	4,500	9,000
A2118	Beating Engine	Set	2	Egg tray processing equipment	8,500	17,000
A2119	Control System	Set	2	Egg tray processing equipment	2,000	4,000
A2120	Vacuum Pump	Set	2	Egg tray processing equipment	6,000	12,000
A2121	Gas Storage Tank	Set	2	Egg tray processing equipment	4,350	8,700

A2122	Central Egg Collection System	Set	2	Central egg collection equipment	1,800	3,600
A2123	Control Box	Set	2	Central egg collection equipment	1,500	3,000
A2124	Cable and Auxiliary Materials	Set	2	Central egg collection equipment	2,000	4,000
A2125	Egg Puller	Set	2	Central egg collection equipment	2,500	5,000
A2126	Egg Line Cross Road Support	Set	2	Central egg collection equipment	1,800	3,600
A2127	Assembly of Ascending and Descending Slopes	Set	2	Central egg collection equipment	950	1,900
A2128	Egg Collection Counter	Set	2	Central egg collection equipment	750	1,500
A2129	Egg Counting Controller	Set	2	Central egg collection equipment	1,000	2,000
A2130	Egg Counting Wiring	Set	2	Central egg collection equipment	1,050	2,100
A2131	Agricultural Manure Treatment (Fermentation) Organic Fertilizer Equipment	Set	1	Feed equipment	120,000	120,000
A2132	Machinery and Plant Materials Related to Agricultural Manure Treatment (Fermentation) of Organic Fertilizers	Set	1	Feed equipment	98,000	98,000
A2133	Weighing Equipment	Set	1	Equipment	15,000	15,000
A2134	Fish Pond Specific Steam Curing Machine	Set	100	Equipment	150	15,000
A2135	Large Scale Water Pump	Set	3	Equipment	15,000	45,000
A2136	Organic Fertilizer Equipment	Set	2	Feed equipment	30,000	60,000
A2137	Organic Fertilizer Production Line	Set	1	Feed equipment	20,000	20,000
A2138	Organic Fertilizer Fermentation Tank	Set	2	Feed equipment	15,000	30,000
A2139	Organic Fertilizer Turning Machine	Set	1	Feed equipment	10,000	10,000
A2140	Fertilizer Granulator	Set	2	Feed equipment	6,500	13,000
A2141	Fecal Fermentation Machine	Set	1	Feed equipment	100,000	100,000
A2142	High Pressure Cleaning Machine	Unit	1	Equipment	18,000	18,000
A2143	High Pressure Pipe	Unit	2	Equipment	4,000	8,000
A2144	Air Compressor	Unit	2	Equipment	9,600	19,200
A2145	Vacuum Cleaner	Unit	4	Equipment	1,500	6,000
A2146	Air compressor Air Pipe and Joint	Unit	6	Equipment	200	1,200
A2147	Contingencies (At 1% of Total Costs)					87,562
	Sub Total A2					3,806,192
A3	Acquisition of Motor Vehicles					
A3001	Eggs Distribution Trucks	Unit	5	Motor Vehicle	64,900	324,500
A3002	Poultry Meat and Fish Distribution Van	Unit	5	Motor Vehicle	53,100	265,500
A3003	Raw Materials/Feed Mobilization Trucks	Unit	4	Motor Vehicle	71,980	287,920
A3004	Supervision Vehicle (Double Cabin Pick Up)	Unit	4	Motor Vehicle	48,970	195,880
A3005	Supervision Vehicle (Single Cabin Pick Up)	Unit	4	Motor Vehicle	37,760	151,040
A3006	Supervision Vehicle (Landcruiser Prado Station Wagon)	Unit	4	Motor Vehicle	69,620	278,480
A3007	Supervision Motorcycle	Unit	10	Motorcycle	1,095	10,950
A3008	Fire Truck	Unit	1	Motor Vehicle	83,780	83,780
A3009	Ambulance	Unit	1	Motor Vehicle	55,800	55,800
A3010	Crane Truck	Unit	4	Motor Vehicle	28,320	113,280

A3011	Low Bed/Loader Trailer	Unit	1	Motor Vehicle	83,000	83,000
A3012	Dump Truck 7 Tons	Unit	1	Motor Vehicle	56,000	56,000
A3013	Dump Truck 20 Tons	unit	1	Motor Vehicle	73,000	73,000
A3014	Contingencies (At 1% of Total Costs)	Lot				19,791
	Sub Total A3					1,998,921
A4	Acquisition of Office Furniture, Fittings, Computer & Printers					
A4001	Office Furniture	Set	10	Furniture	885	8,850
A4002	Computer/Laptop	Piece	10	Computer	1,298	12,980
A4003	Printer	Unit	2	Printer	2,065	4,130
A4004	Contingencies (At 1% of Total Costs)					260
	Sub Total A4					26,220
	TOTAL INVESTMENT/CAPITAL EXPENSES					12,137,143
B	INITIAL OPERATING EXPENSES (WORKING CAPITAL)					
B1001	Pre-operation Expenses (Professional fees, consultancy)	Lot	1		53,500	53,500
B1002	National Environmental Management Council - EIA	Lot	1		18,500	18,500
B1003	Occupational Safety and Health Authority (OSHA)	Lot	1		3,520	3,520
B1004	Fire Inspection Certificate	Lot	1		3,700	3,700
B1005	Parent Stock and Direct Production Cost (First 1 Month)	Moths	1		687,824	687,824
B1006	Salaries and Wages (First 2 Months)	Month	2		46,000	92,000
B1007	Administrative Expenses (at 1% of Direct Production Costs)	Month	2		6,878	13,756
B1008	Marketing and Distribution Expenses (0.25% of Sales)	Month	2		3,297	6,595
B1009	Pension Contributions (NSSF 10% of Employee Earnings)	Month	2		4,600	9,200
B1010	SDL (3.5% of Employee Earnings)	Month	2		1,610	3,220
B1011	WCF Contributions (0.5% of Employee Earnings)	Month	2		230	460
B1012	Contingencies (At 1% of Total Costs)	Month	2			8,923
	TOTAL OPERATING EXPENSES					901,198
	TOTAL FUND REQUIREMENT					13,038,341

8.2.2 Projected Personnel Plan

SUNSHINE FARM AND INDUSTRIAL PARK				
P.O. BOX 78048, DAR ES SALAAM				
PERSONNEL PROJECTIONS				
ADMINISTRATION				
SN	DESIGNATION	NO	MONTHLY PAY RATE	TOTAL
1	Project Manager	1	925	925
2	Finance and Administrative Manager	1	750	750
3	Human Resource Manager	1	600	600
4	Procurement Manager	1	600	600
5	Project Engineer	1	600	600
6	Veterinary Officer	1	600	600
7	Marketing Manager	1	600	600
8	Accountant	1	450	450
9	Agronomist	1	450	450
10	Environmental Officer	1	450	450
11	Health and Safety Officer	1	450	450
12	Store Keeper	1	300	300
13	Medical Assistant/Clinical Officer	1	300	300
14	Accounts Assistant	1	225	225
15	Nurse	2	225	450
16	Office Administrative Assistant	1	225	225
17	Office Assistant	2	150	300
18	Drivers	4	150	600
19	Machine (Earth Moving Machines) Operators	4	300	1,200
20	Others	3	150	450
	TOTAL	30		8,875
POULTRY FARM				
SN	DESIGNATION	NO	MONTHLY PAY RATE	TOTAL
1	Production Manager	1	600	600
2	Quality Controller	1	450	450
3	Veterinary Assistant	2	225	450
4	Accounts Assistant	2	225	450
5	Electrical Technician	2	300	600
6	Sales Officer	6	150	900
7	Poultry Farm Assistants	108	150	16,200
8	Drivers	6	150	900
9	Store Keeper/Record Keeper	4	150	600
10	Office Assistant	1	150	150

11	Security Guard	12	150	1,800
	TOTAL	145		23,100
POULTRY FEED PLANT				
SN	DESIGNATION	NO	MONTHLY PAY RATE	TOTAL
1	Production Manager	1	600	600
2	Quality Controller	1	450	450
3	Mechanical Technician	1	300	300
4	Machine Operator	3	225	675
5	Assitant Machine Operator	5	150	750
6	Food Technician	1	300	300
7	Accounts Assistant	2	225	450
8	Sales Officer	3	150	450
9	Plant Assistant/Unskilled Labor	14	150	2,100
10	Drivers	5	150	750
11	Store Keeper/Record Keeper	2	150	300
12	Office Assistant	1	150	150
13	Security Guard	6	150	900
	TOTAL	45		8,175
FISH FARM				
SN	DESIGNATION	NO	MONTHLY PAY RATE	TOTAL
1	Production Manager	1	600	600
2	Quality Controller	1	450	450
3	Mechanical/Electrical Technician	1	300	300
4	Water Technician	1	300	300
5	Fisheries Officer	1	300	300
6	Accounts Assistant	1	300	300
7	Sales Officer	3	150	450
8	Fish Farm Assistants	10	150	1,500
9	Driver	4	150	600
10	Store Keeper/Record Keeper	2	150	300
11	Office Assistant	1	150	150
12	Security Guard	4	150	600
	TOTAL	30		5,850
	GRAND TOTAL	250		46,000

8.2.3 Projected Production


PROJECTED PRODUCTION VOLUME IN UNITS						
	UNIT	PRODUCTION VOLUME IN UNITS				
PRODUCT		YEAR 1	YEAR 2	YEAR 3	YEAR 4	YEAR 5
LAYER POULTRY MEAT	EACH	306,000	459,000	612,000	612,000	612,000
EGGS	EACH	86,400,000	129,600,000	172,800,000	172,800,000	172,800,000
POULTRY FEED	KG	1,440,000	2,160,000	2,880,000	2,880,000	2,880,000
FISH	KG	250,000	375,000	500,000	500,000	500,000
MANURE AND OTHER BY PRODUCTS	KG	144,000	216,000	288,000	288,000	288,000
PROJECTED UNIT COST IN USD						
	UNIT	PRODUCTION UNIT COST IN USD				
PRODUCT		YEAR 1	YEAR 2	YEAR 3	YEAR 4	YEAR 5
LAYER POULTRY MEAT	EACH	2.22	2.44	2.69	2.96	3.25
EGGS	EACH	0.06	0.07	0.08	0.09	0.09
POULTRY FEED	KG	1.11	1.22	1.34	1.48	1.63
FISH	KG	1.39	1.53	1.68	1.85	2.03
MANURE AND OTHER BY PRODUCTS	KG	0.19	0.20	0.22	0.25	0.27
PROJECTED VOLUME IN USD						
	UNIT	PRODUCTION VOLUME IN USD				
PRODUCT		YEAR 1	YEAR 2	YEAR 3	YEAR 4	YEAR 5
LAYER POULTRY MEAT	EACH	680,000	1,122,000	1,645,600	1,810,160	1,991,176
EGGS	EACH	5,600,000	9,240,000	13,552,000	14,907,200	16,397,920
POULTRY FEED	KG	1,600,000	2,640,000	3,872,000	4,259,200	4,685,120
FISH	KG	347,222	572,917	840,278	924,306	1,016,736
MANURE AND OTHER BY PRODUCTS	KG	26,667	44,000	64,533	70,987	78,085
TOTAL		8,253,889	13,618,917	19,974,411	21,971,852	24,169,037

8.2.4 Projected Sales

PROJECTED SALES VOLUMES IN QUANTITIES						
	UNIT	SALES VOLUME IN QUANTITIES				
PRODUCT		YEAR 1	YEAR 2	YEAR 3	YEAR 4	YEAR 5
LAYER POULTRY MEAT	EACH	306,000	459,000	612,000	612,000	612,000
EGGS	EACH	86,400,000	129,600,000	172,800,000	172,800,000	172,800,000
POULTRY FEED	KG	1,440,000	2,160,000	2,880,000	2,880,000	2,880,000
FISH	KG	250,000	375,000	500,000	500,000	500,000
MANURE AND OTHER BY PRODUCTS	KG	144,000	216,000	288,000	288,000	288,000
PROJECTED UNIT SELLING PRICE IN USD						
	UNIT	SALES VOLUME IN USD				
PRODUCT		YEAR 1	YEAR 2	YEAR 3	YEAR 4	YEAR 5
LAYER POULTRY MEAT	EACH	3.70	4.07	4.48	4.93	5.42
EGGS	EACH	0.13	0.14	0.16	0.17	0.19
POULTRY FEED	KG	1.85	2.04	2.24	2.46	2.71
FISH	KG	2.78	3.06	3.36	3.70	4.07
MANURE AND OTHER BY PRODUCTS	KG	0.93	1.02	1.12	1.23	1.36
PROJECTED SALES IN USD						
	UNIT	SALES VOLUME IN USD				
PRODUCT		YEAR 1	YEAR 2	YEAR 3	YEAR 4	YEAR 5
LAYER POULTRY MEAT	EACH	1,133,333	1,870,000	2,742,667	3,016,933	3,318,627
EGGS	EACH	11,200,000	18,480,000	27,104,000	29,814,400	32,795,840
POULTRY FEED	KG	2,666,667	4,400,000	6,453,333	7,098,667	7,808,533
FISH	KG	694,444	1,145,833	1,680,556	1,848,611	2,033,472
MANURE AND OTHER BY PRODUCTS	KG	133,333	220,000	322,667	354,933	390,427
TOTAL		15,827,778	26,115,833	38,303,222	42,133,544	46,346,899

8.2.5 Projected Profit and Loss (in USD)

SUNSHINE FARM LIMITED, P.O. BOX 78048, DAR ES SALAAM						
PROJECT PROFIT AND LOSS						
SN	PARTICULARS	Year 1	Year 2	Year 3	Year 4	Year 5
A	REVENUE					
A1	Sales of Layer Poultry Meat	1,133,333	1,870,000	2,742,667	3,016,933	3,318,627
A2	Sales of Eggs	11,200,000	18,480,000	27,104,000	29,814,400	32,795,840
A3	Sales Poultry Feeds	2,666,667	4,400,000	6,453,333	7,098,667	7,808,533
A4	Sales of Fish	694,444	1,145,833	1,680,556	1,848,611	2,033,472
A5	Other Income	133,333	220,000	322,667	354,933	390,427
	TOTAL REVENUE	15,827,778	26,115,833	38,303,222	42,133,544	46,346,899
B	DIRECT PRODUCTION COST					
B1	Layer Poultry Meat	680,000	1,122,000	1,645,600	1,810,160	1,991,176
B2	Eggs	5,600,000	9,240,000	13,552,000	14,907,200	16,397,920
B3	Poultry Feeds	1,600,000	2,640,000	3,872,000	4,259,200	4,685,120
B4	Fish	347,222	572,917	840,278	924,306	1,016,736
B5	Other By-products	26,667	44,000	64,533	70,987	78,085
	TOTAL DIRECT PRODUCTION COST	8,253,889	13,618,917	19,974,411	21,971,852	24,169,037
	GROSS PROFIT/(LOSS)	7,573,889	12,496,917	18,328,811	20,161,692	22,177,861
C	OPERATING EXPENSES					
C1	Salaries and Wages	552,000	552,000	552,000	552,000	552,000
C2	Administrative Expenses (at 1% of Direct Production Costs)	82,539	136,189	199,744	219,719	241,690
C3	Marketing and Distribution Expenses (0.25% of Sales)	39,569	65,290	95,758	105,334	115,867
C4	Pension Contributions (NSSF 10% of Employee Earnings)	55,200	55,200	55,200	55,200	55,200
C5	SDL (3.5% of Employee Earnings)	19,320	19,320	19,320	19,320	19,320
C6	WCF Contributions (0.5% of Employee Earnings)	2,760	2,760	2,760	2,760	2,760
C7	Depreciation Expenses	99,511	99,511	99,511	99,511	99,511
C8	Miscellaneous Expenses (2.5% of all expenses)	18,785	20,769	23,120	23,858	24,671
	TOTAL OPERATING EXPENSES	869,684	951,038	1,047,412	1,077,701	1,111,019
C	PROFIT BEFORE CORPORATE TAX	6,704,205	11,545,878	17,281,399	19,083,991	21,066,842
	Less: Corporate Tax (30%)	2,011,262	3,463,764	5,184,420	5,725,197	6,320,053
	PROFIT AFTER CORPORATE TAX	4,692,944	8,082,115	12,096,979	13,358,794	14,746,790



The project covers an area of 270,000 square meters. It is planned to include office area, egg production area, feed production area, egg storage area, manure fermentation area, etc.
 There are 10 Layer houses, each with a capacity of 50,400 chickens.
 2 Puller houses, each with a capacity of 51,520 chickens.
 Once completed, it will be able to produce 470,000 eggs per day.

大牧人	
Big Herdsman	
ATTENTION	
1. The floor need to be smooth.	First, the distance between level to level should be less than 5 cm.
2. All dimensions have to be checked by the building responsible supervisor.	
3. Drawing set to scale when not explicitly dimensional, the numerical sizes are only indication and not binding.	
4. Concrete works and steelwork construction, which are not checked by Big Herdsman, are drawn only as reference pictures so they must be approved by customer's design engineer.	
Project Title	LAYOUT
Project No.	BHL-C240330WBA
DESCRIPTION	
大牧人	
Big Herdsman	
DRG Title	TOTAL
Design	JACKEY
Date	24/07/08
Check	ZED
Date	24/07/08
Approve	JOHN
Date	24/07/08
DRG No.	01/01
Rev.	00



8.4 Certificates, Licenses and Legal Documents

	TANZANIA	C.1  BUSINESS REGISTRATIONS AND LICENSING AGENCY
Certificate of Incorporation of a Company Section 15 No: 174999694 I HEREBY CERTIFY THAT SUNSHINE FARM LIMITED is this day incorporated under the Companies Act, 2002 and that the Company is Limited. GIVEN under my hand at Dar es Salaam this 28 th day of MAY TWO THOUSAND AND TWENTY FOUR.		
	 PRINC ASST. REGISTRAR OF COMPANIES	

CTIN: 338581



TANZANIA REVENUE AUTHORITY

CERTIFICATE OF REGISTRATION FOR TAXPAYER IDENTIFICATION NUMBER (TIN)

(ISSUED UNDER SECTION 23 OF THE TAX ADMINISTRATION ACT 2015)

THIS IS TO CERTIFY THAT

SUNSHINE FARM LIMITED

**HAS BEEN REGISTERED WITH THE TANZANIA REVENUE AUTHORITY
AND ASSIGNED THE TAXPAYER IDENTIFICATION NUMBER**

174-999-694

WITH EFFECT FROM: 28 MAY 2024

TRA LOCATION: PWANI

TAX OFFICE: MLANDIZI

PHYSICAL LOCATION: PLOT No. 0 BLOCK No. 0

STREET / AREA: MSUA



**ALFRED T. MREGI
COMMISSIONER FOR DOMESTIC REVENUE**

NOTE: THE REQUIREMENTS UNDER WHICH THIS CERTIFICATE IS ISSUED ARE STATED OVERLEAF

Scanned with CamScanner



THE UNITED REPUBLIC OF TANZANIA

BUSINESS LICENCE

B.L. NO : BL01650982024-2500000081

The Business Licensing Act (Act No. 25 of 1972)

Issuing Office: KIBAHA DISTRICT COUNCIL
Tax Identification No: 174-999-694
License Issued To : SUNSHINE FARM LIMITED
for the Business of : LIVESTOCK TRADING - MINOR SETTLEMENT AND VILLAGE

Business Location

Region : Pwani
Ward Kwala
Street Mperamumbi
Principal/Branch : PRINCIPAL
Amount of Fee Paid : 25,000.00
Date Of Issue: 2024-07-24
Expiring Date : 2025-07-23



This is Digital Copy does not require a signature of authority

NOTE - This license must be kept in a conspicuous position at the place of business. Any change in the particulars originally registered must be notified to the license Issuer



TANZANIA



Register of Companies Detailed information

Information date and time: 26/06/2024 15:01:59
Last update date and time: 26/06/2024 14:42:00
Registration date and time: 28/05/2024 13:54:06

1. **Status:** Registered
2. **Incorporation number:** 174999694
3. **Company:** SUNSHINE FARM LIMITED
4. **Company type:** Private company Limited by shares
5. **Registered office:** Region Pwani, District Kibaha, Ward Kwala, Postal code 61208, 30153, Kwala Village, Near Bandari Kavu
6. **Contacts:** Email: barakawilson257@gmail.com, Mob no/Tel no: 0757971202, P.O.Box 78408
7. **Business activity:** 0146 - Raising of poultry, Main activity
8. **Directors / Directors in the country of origin:** ZHUANG ZHENGQUAN, Chinese
CHEN CHUNGQIANG, Chinese
MARTIN NASUZWA KITUNDU, Tanzanian
9. **Company secretary / Company secretary in the country of origin:** MARTIN NASUZWA KITUNDU, Tanzania
10. **Authorised share capital:** 10000000000 TZS
11. **Class of shares:** Class Ordinary: 100000 shares, 100000 TZS/share, 10000000000 TZS
12. **Shareholders:** ZHUANG ZHENGQUAN Class Ordinary 40000 shares taken
CHEN CHUNGQIANG Class Ordinary 40000 shares taken
MARTIN NASUZWA KITUNDU Class Ordinary 20000 shares taken

Information ordered by: CHEN QIANG

NOTE. Information printed from the Register of Company is true and complete as per extract generation date and time. Please be advised to refer to the Online Registration System at BRELA (ors.brela.go.tz) for an up-to-date information regarding given Company.



Princ. Asst. Registrar of Companies