



**Subsidiary name:** OOCL

**Name of project:** MWAI KIBAKI

**Date of submission:** 11 April 2019

**Issuer:** Manimba Kikuli

**Distribution list:**

Name	Position
Gregoire CAMBRAY	Project Engineer
Edrissa JOBE	Retail Manager
Michael DEMOND	Finance Manager Downstream
Fredy MCHAU	Retail Manager
Joachim KATINDA	Project and Maintenance Manager
Tumaini MKILINDI	Finance Manager
Sophonie BABO	Managing Director

**Attached document:**

- Profitability Analysis
- Classification document
- Detailed CAPEX budget
- Technical Drawing
- CAPEX budget and BoQ



# INVESTMENT PROPOSAL

11 April 2019

MWAI KIBAKI

## FINANCIAL SUMMARY

Type of project	Tick (✓)
NTI	✓
NTO	
KDR	
Branding	
Compliance / Major Maintenance	

Commitments		
Rent paid three (3) years in advance.	-	kUSD
Purchase of the plot	530	kUSD
Construction & Equipment	791	kUSD
Other (fee / consultancy - expenses)		kUSD
<b>Global</b>	<b>1,321</b>	<b>kUSD</b>

Profitability		
IRR	15.60	%
NPV @ 15%	40	kUSD

Sales targets, yr 1		
Fuel sales / yr.	900	M <sup>3</sup>
Lubricant sales / yr.	3	MT
LPG sales / yr.	18	MT

Exchange rate – BUDGET	1 USD = 2,400 TZS* (*Local Currency)
------------------------	--------------------------------------

### Investment type

*NTI: New To Industry (Construction) – NTO: New To ORYX (Take over)  
KDR: Knock Down Rebuilt*

- NTI     
  NTO     
  KDR     
  Branding     
  Compliance     
  Major maintenance  
 Other..... Land bank

### Real Estate:

- Lease of site     
  Lease of Station     
  Purchase of site     
  Purchase of Station  
 Other .....

Please specify exclusions and inclusions in the lease arrangement: *Lease period specified as well as size of the site and specific conditions like actual space allocated etc...*

### Basic information

Site name	MWAI KIBAKI
City	Dar es Salaam
GPS Coordinates	6°42'58.8"S 39°13'48.0"E <a href="https://goo.gl/maps/iDbqtcRXqps">https://goo.gl/maps/iDbqtcRXqps</a>

**Market elements / Macro**

		Global Volume (m <sup>3</sup> )	Market Share	Number of Stations	Representation	Efficiency Index	ATP/month
							m <sup>3</sup>
	<b>Global</b>	<b>1,279,202</b>	<b>100%</b>	<b>1627</b>	<b>100%</b>	100%	66
1	Total	199,534	15.6%	95	6%	267%	175
2	Puma	170,135	13.3%	65	4%	333%	218
3	GBP	123,673	9.7%	33	2%	477%	312
4	Camel Oil	117,429	9.2%	43	3%	347%	228
5	Oilcom	102,312	8.0%	58	4%	224%	147
6	Lake Oil	86,268	6.7%	91	6%	121%	79
7	Oryx	77,333	6.0%	46	3%	214%	140
8	Others	402,518	31.5%	1196	73.5%	43%	28

**Classification**

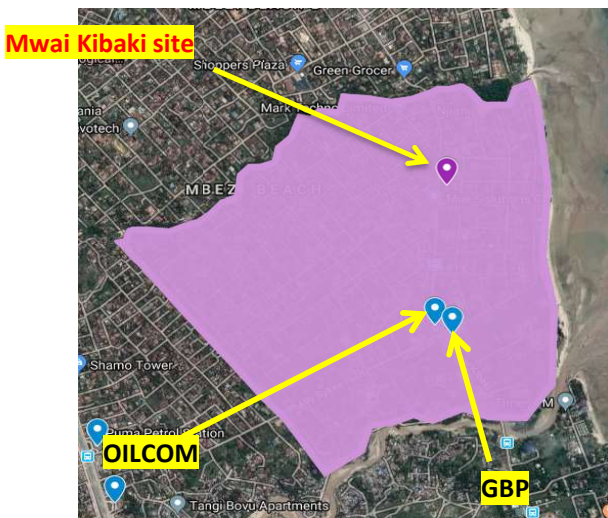
*Please fill in the classification table below and justify*

	Rate (1-10)	Comments
Visibility	5	Trees to be cut to improve visibility.
Accessibility	9	Good accessibility with clear frontage of 59m to local road.
Buying area	7	Site is located at one of the wealthiest regions in the market area
Traffic flow	9	8,876 vehicles per day passing along the lane coming to the station

**Prime**

**Trade Area Analysis (TAA)**

*Please define trade area analysis – with position, names, volumes and rebates of all competitors within the TAA.*



**NTI**

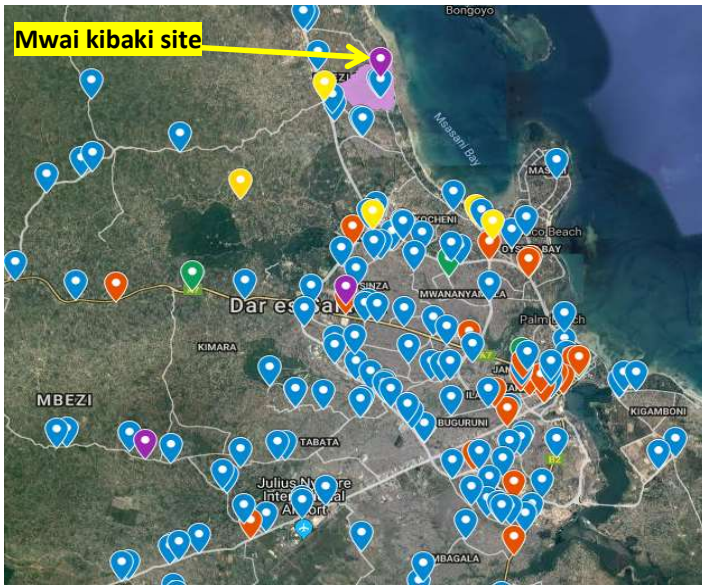
	Vol. (m <sup>3</sup> /mon)	Discount
OILCOM	310	
GBP	380	
<b>GLOBAL (TAA VOL)</b>	<b>690</b>	

ATPS = 345 m<sup>3</sup>/month  
 NATPS = 230 m<sup>3</sup>/month

Worst Case Scenario (110% x 230)	253 m <sup>3</sup> / mon
<b>Average Case Scenario</b>	<b>300 m<sup>3</sup>/mon</b>
Best Case Scenario (150% x 228)	345 m <sup>3</sup> / mon

**Network Fit:**

*Please localize the station within the country and tick the correct fit in current network*



Strongly Fit

Fit

Neutral

Cannibalizing

Strongly cannibalizing

**Description**

*Please give all details and advantages of this new project (competitive advantage gained, etc.)*

- *The plot is located along one of the busiest feeder roads (Mwai Kibaki) within Dar es Salaam.*
- *The site is for Local Convenience (LC) and Commuter Transient (CT) customers living within this wealthy suburb of Kinondoni District.*
- *This site will greatly enhance our brand visibility given the location and volume of vehicles that pass through this road (counted a total of more than 17,000 vehicles on both lanes).*

**Type of management**

CO  DO

**Type of station**

*Level 1 (flagship) to level 4 (Filling Station) type of station and list all services included*

*This will be a Level 1/2 station. The station will be equipped with a modern shop and a service bay.*

**Lease / Ownership**

*If it is a lease give lease amount duration and currency. If a purchase give amount and currency.*

**The plot is for outright purchase.**  
 Purchase amount: USD 530,000

**Financing** *Please specify mode of financing.*
**Mode of financing: Debt**

- Gearing 2.3 (70% Debt /30% Equity)
- Banks: NBC or Standard Chartered
- Borrowing period: 3- 5 years
- Debt Rate: Approximately floating rate average: 10%
- Equity Cost: 15%
- WACC with gearing above (70/30) is **9.4%** and not 15%.

**Volumes** *Give volumes per product (AGO/MSP/IK/Lub/LPG) per month in M3 with increment*

Product	Volume / Weight	Annual increase
MSP	210 m <sup>3</sup> /month	2.5%
AGO	90 m <sup>3</sup> /month	2.5%
LPG	6MT/month	2.5%
LUB	1m <sup>3</sup> /month	2.5%

**Price structure & discount** *Give price structure margin & discount per product in USD/M3*


DESCRIPTION	CODO MARGINS USD/M <sup>3</sup>		
	MSP	AGO	IK
OMC Margins & Overheads	49	49	49
Retailers Margins	43	43	43
Dealer Margins	(27)	(27)	(27)
<b>GROSS MARGIN</b>	<b>65</b>	<b>65</b>	<b>65</b>
Discount	-	-	-
<b>TOTAL (USD)</b>	<b>65</b>	<b>65</b>	<b>65</b>

*Dealer margin of USD 27/ m<sup>3</sup> is given and no further discounts.*

**Additional revenues** *Give additional revenues (rental, shop revenues, service bay, etc.) in USD per month*
**Additional revenue include:**

Dealer station rent, ATM and Shop: **USD 2,250/mon**

**CAPEX budget:**

		ORYX NTI'S OOCL	PRIME	STRONG SECONDARY
ITEM		OOCL		OOCL
<b>I. Contractor</b>		<b>749,595</b>		<b>638,642</b>
<b>1 FEES AND LICENCES</b>		<b>6,792</b>		<b>6,792</b>
1.1 NEMC EIA Review Fee		4,167		4,167
1.2 EWURA Construction Approval Application Fee		208		208
1.3 Fire Certificate Fee		417		417
1.4 OSHA Registration Of A Work Place Fee		750		750
1.5 Ewura Licence Application Fee		208		208
1.6 EWURA Licence Fee		1,042		1,042
<b>2 Consultancy Services</b>		<b>29,167</b>		<b>29,167</b>
2.1 Consultancy Services		29,167		29,167
<b>3 PANAFRICAN CANOPY THREE/TWO/SINGLE POST(S)</b>		<b>27,667</b>		<b>19,625</b>
3.1 Sub Structure		11,625		7,750
3.2 Super Structure				
3.3 Roof Structure and Covering		0		0
3.6 CANOPY LED's Installation				
3.7 Distribution Board		1,458		1,458
3.8 Wiring and Fixtures		2,083		2,083
3.9 Installation		12,500		8,333
<b>4 SHOP/OFFICE BUILDING</b>		<b>97,104</b>		<b>97,104</b>
4.1 Sub Structure		6,250		6,250
4.2 Super Structure		10,417		10,417
4.3 Roof Structure and Covering		19,829		19,829
4.4 Ceiling		4,816		4,816
4.5 Cladding (Exterior Walls)				
4.6 Painting/Plastering		2,878		2,878
4.7 Tiling		14,789		14,789
4.8 Doors, Grills, Windows and IronMongery		12,500		12,500
4.9 Sanitary Ware		6,250		6,250
4.1 Distribution Board		1,458		1,458
4.11 Wiring and Fixtures		5,000		5,000
4.12 AC Installations		8,750		8,750
4.13 Plumbing Installations		4,167		4,167
<b>5 SERVICE BAY BUILDING</b>		<b>16,682</b>		<b>16,682</b>
5.1 Sub Structure		1,949		1,949
5.2 Super Structure		6,417		6,417
5.3 Roof Structure and Covering		4,775		4,775
5.4 Distribution Board		1,458		1,458
5.5 Wiring and Fixtures		2,083		2,083
<b>6 CAR WASH BUILDING</b>		<b>8,608</b>		<b>8,608</b>
6.1 Sub Structure		1,448		1,448
6.2 Super Structure		3,208		3,208
6.3 Roof Structure and Covering		2,494		2,494
6.4 Distribution Board		625		625
6.5 Wiring and Fixtures		833		833
<b>7 EXTERNAL WORKS</b>		<b>136,734</b>		<b>142,952</b>
7.1 Forecourt		7,563		5,155
7.2 Islands		5,833		4,375
7.3 Offloading Bay		5,000		5,000
7.4 Drive Ways		29,136		24,636
7.5 Walk Ways		4,281		4,281
7.6 Entry and Exits		27,000		27,000
7.7 Car Park		5,625		5,625
7.8 Garden		3,125		3,125
7.9 Kerbing		1,713		1,713
7.10 Tank Farm		2,083		16,667
7.11 Separator Pit		4,167		4,167
7.12 Soak Away Pit		3,333		3,333
7.13 Septic Tank		3,333		3,333
7.14 Fuel Trench		0		0
7.15 Totem Base complete with wiring		500		500
7.16 Grating Covers		6,250		6,250
7.17 Drainages		10,417		10,417
7.18 Chain Link Fencing		0		0
7.19 Boundary Wall		7,583		7,583
7.20 Water Borehole with 2000LTRS Water Tank		4,167		4,167
7.21 External Lights complete with Base		4,167		4,167
7.22 Distribution Board		1,458		1,458

<b>9 SPECIALIZED WORKS</b>	<b>96,530</b>	<b>55,027</b>
9.1 Piping	16,729	16,729
9.2 UG Tanks	72,443	30,939
9.3 UGT Composite Covers and Sumps	7,358	7,358
<b>10 Procurement signage</b>	<b>0</b>	<b>0</b>
10.1 Procurement		
10.2 Procurement signage		
<b>11 Equipments</b>	<b>303,961</b>	<b>238,775</b>
11.1 Fuel dispensers	38,983	23,695
11.2 Generators	19,510	19,510
11.3 Transformer	10,417	10,417
11.4 Canopy and Forecourt Equipments	172,718	122,820
11.5 Shop Equipments and Cladding	30,134	30,134
11.6 Service Bay Equipments	20,000	20,000
11.7 Car Wash Equipments	2,500	2,500
11.8 LPG Cage Fabrication and Installation	5,000	5,000
11.9 TRAPrinter	4,700	4,700
<b>12 Service</b>	<b>14,500</b>	<b>14,000</b>
12.1 Signage installation	12,500	12,500
12.2 Calibration (Pumps)	2,000	1,500
<b>13 Miscellaneous</b>	<b>11,850</b>	<b>9,910</b>
13.1 Firefighting	1,950	1,510
13.2 ATG	9,500	8,000
13.3 Fleet Card System	400	400
<b>II. Taxes</b>	<b>141,673</b>	<b>120,703</b>
<b>14 VAT</b>	<b>141,673</b>	<b>120,703</b>
14.1 VAT	141,673	120,703
<b>15 WITHHOLDING TAXES</b>	<b>0</b>	<b>0</b>
15.1 Withholding Taxes		
<b>16 Customs</b>	<b>0</b>	<b>0</b>
16.1		
<b>III. Project Management</b>	<b>0</b>	<b>0</b>
<b>17 Project Management</b>	<b>0</b>	<b>0</b>
17.1 Management fees		
<b>IV. Risk Assessment Provision</b>	<b>37,480</b>	<b>31,932</b>
<b>18 Provision</b>	<b>37,480</b>	<b>31,932</b>
18.1 Provision	37,480	31,932
<b>TOTAL</b>	<b>928,748</b>	<b>791,277</b>

**OPEX:** *List of OPEX included in the PA*

**FIXED EXPENSES (OPERATING, COMMERCIAL AND ADMINISTRATIVE)**

DESCRIPTION	k\$/ yr	REMARKS
MARKETING	3	<i>Advertising + communication and site visit by TMs</i>
PROFESSIONAL & OTHER SERVICES	3	<i>Other taxes and duties- 0.3% of turnover</i>
MAINTENANCE	5	<i>Other general maintenance and calibration</i>
PRODUCTION COSTS	1	<i>Generator set maintenance (Preventive &amp; Corrective)</i>
<b>TOTAL FIXED EXPENSES</b>	<b>12</b>	

**DCF** *IRR and NPV results from PA*

**IRR SENSITIVITY**

		VOLUMES						
		-20%	-10%	-5%	0%	5%	10%	
CAPEX	-10%	13.41%	15.48%	16.50%	17.51%	18.51%	19.51%	
	-5%	12.59%	14.57%	15.54%	16.51%	17.46%	18.41%	
	0%	11.85%	13.74%	14.67%	<b>15.60%</b>	16.51%	17.42%	
	5%	11.18%	12.99%	13.88%	14.77%	15.65%	16.52%	
	10%	10.56%	12.30%	13.16%	14.01%	14.85%	15.69%	
	20%	9.47%	11.08%	11.88%	12.67%	13.45%	14.23%	

**NPV SENSITIVITY**

		VOLUMES						
		-20%	-10%	-5%	0%	5%	10%	
CAPEX	-10%	(95)	29	91	153	216	278	
	-5%	(152)	(27)	35	97	159	221	
	0%	(208)	(84)	(22)	<b>40</b>	102	165	
	5%	(265)	(141)	(78)	(16)	46	108	
	10%	(322)	(197)	(135)	(73)	(11)	51	
	20%	(435)	(310)	(248)	(186)	(124)	(62)	

**IRR SENSITIVITY**

		VOLUMES						
		-20%	-10%	-5%	0%	5%	10%	
FIXED EXPENSES	-10%	11.97%	13.86%	14.79%	15.71%	16.63%	17.54%	
	-5%	11.91%	13.80%	14.73%	15.66%	16.57%	17.48%	
	0%	11.85%	13.74%	14.67%	<b>15.60%</b>	16.51%	17.42%	
	5%	11.79%	13.68%	14.62%	15.54%	16.46%	17.37%	
	10%	11.73%	13.62%	14.56%	15.48%	16.40%	17.31%	
	20%	11.61%	13.50%	14.44%	15.36%	16.28%	17.19%	

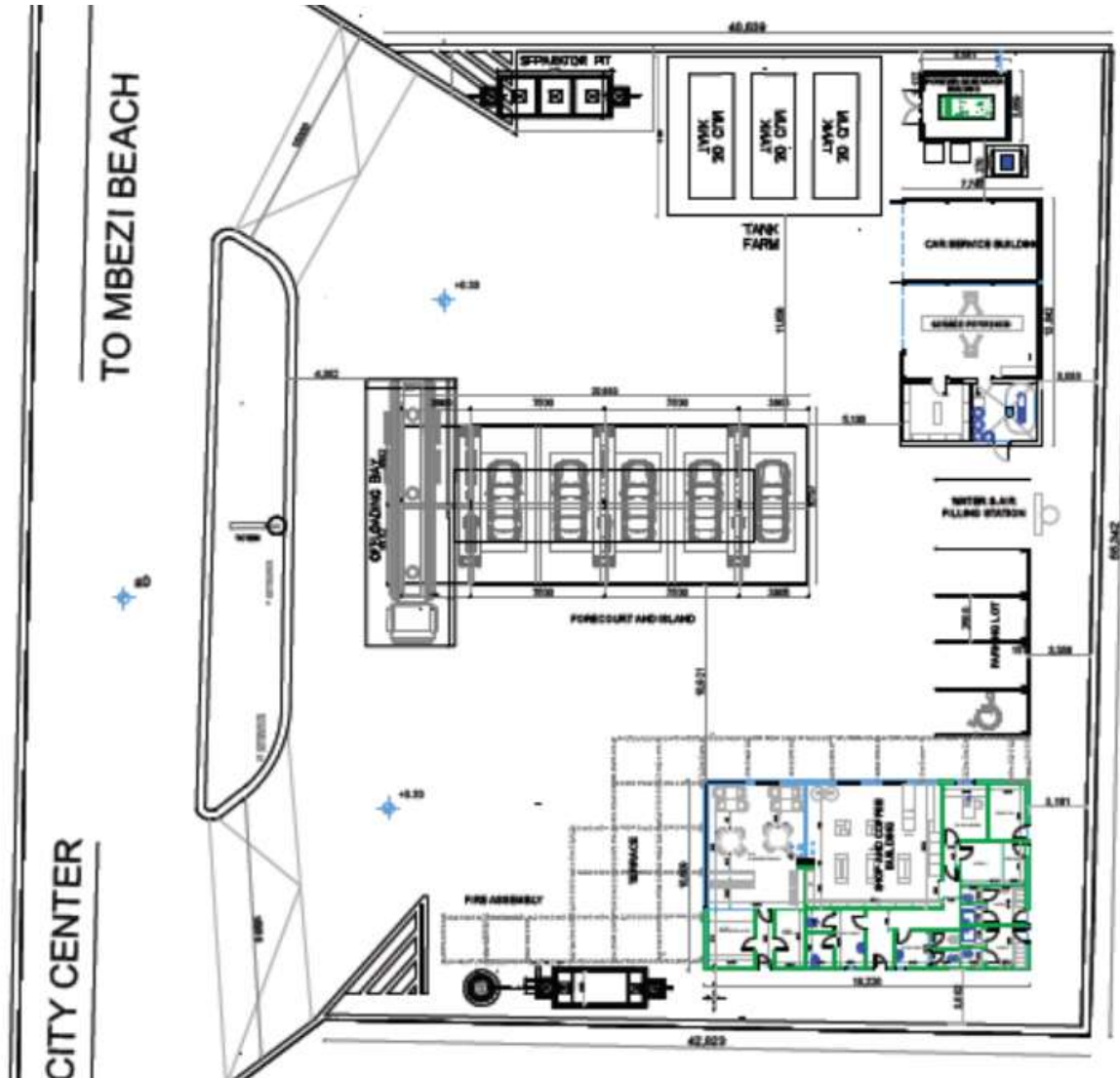
**NPV SENSITIVITY**

		VOLUMES						
		-20%	-10%	-5%	0%	5%	10%	
FIXED EXPENSES	-10%	(200)	(76)	(14)	48	110	172	
	-5%	(204)	(80)	(18)	44	106	168	
	0%	(208)	(84)	(22)	<b>40</b>	102	165	
	5%	(212)	(88)	(26)	36	98	161	
	10%	(216)	(92)	(30)	32	95	157	
	20%	(224)	(100)	(38)	25	87	149	

**Pictures of the site**



Drawings: Site Layout





**INVESTMENT PROPOSAL**

27 June 2018

**SINZA**

**Approval:**

	Position	Signature	Date	Approved		Comments
				Yes	No	
<b>AFFILIATE LEVEL</b>	Retail Network Development Manager					
	Retail Manager					
	Retail Projects and Maintenance Manager					
	Financial Manager					
	Managing Director					
<b>HEAD OFFICE LEVEL</b>	Retail Technical Manager					
	Retail Manager					
	Strategic Projects Manager					
	Management Committee					



# INVESTMENT PROPOSAL

SINZA

27 June 2018

## CAPEX Equipment Summary

ITEM	1	USD	2400	PRIME		STRONG SECONDARY	
				UNIT PRICE	Qty	Total price	Qty
<b>1. DISPENSERS</b>							
DISP 1-1 Suction single phase			3,529	-	-	-	-
DISP 2-2 Suction single phase			5,339	-	-	-	-
DISP 2-4 Suction single phase			6,919	-	-	-	-
DISP 1-1 Suction three phase			7,417	1	7,417	1	7,417
DISP 2-2 Suction three phase			5,139	-	-	2	10,278
DISP 2-4 Suction three phase			7,856	3	23,567	-	-
Maintenance of dispenser			1,500	-	-	-	-
Installation (per dispenser)			2,000	4	8,000	3	6,000
<b>Total Dispenser</b>					<b>38,983</b>		<b>23,695</b>
<b>2. GENERATOR</b>							
Generator 10 KVA			11,350	-	-	-	-
Generator 20 KVA			13,500	-	-	-	-
Generator 30 KVA			14,600	-	-	-	-
Generator 40 KVA			17,000	-	-	-	-
Generator 50 KVA			18,000	1	18,000	1	18,000
Maintenance of Generator			2,000	-	-	-	-
Installation (per generator)			1,510	1	1,510	1	1,510
<b>Total Generator</b>					<b>19,510</b>		<b>19,510</b>
<b>3. SIGNAGE</b>							
Totem 2 Products 2 Services			10,052	-	-	-	-
Totem 2 Products 3 Services			11,132	-	-	-	-
Totem 2 Products 4 Services			12,212	-	-	-	-
Spreader - Long			724	-	-	-	-
Truck Pole (including Spreader)			1,009	-	-	-	-
Round Logo			796	-	-	-	-
Lighted Oryx Energies			1,088	-	-	-	-
In Sign			559	-	-	-	-
Out Sign			559	-	-	-	-
Fuel Id. Panel Car			575	-	-	-	-
Fuel Id. Panel Truck			575	-	-	-	-
Sticker 1			9	-	-	-	-
Sticker 2			9	-	-	-	-
Sticker 3			9	-	-	-	-
Sticker 4			9	-	-	-	-
Sticker 5			9	-	-	-	-
Sticker 6			9	-	-	-	-
Sticker 7			9	-	-	-	-
Sticker 8			9	-	-	-	-
Safety information Sticker			5	-	-	-	-
<b>Total Signage</b>							
<b>4. LUB DISPLAY</b>							
Lub Display lighted			1,000	4	4,000	3	3,000
Lub Display non lighted			900	-	-	-	-
<b>Total Lub display</b>					<b>4,000</b>		<b>3,000</b>
<b>5. FLEET CARD SYSTEM</b>							
Fleet Card System			400	1	400	1	400
<b>6. FIRE FIGHTING</b>							
P09 FE			90	5	450	4	360
Sand Box			350	4	1,400	3	1,050
Installation			100	1	100	1	100
<b>Total FF</b>					<b>1,950</b>		<b>1,510</b>
<b>7. TRA PRINTER</b>							
TRA Printer Machine			4,200	1	4,200	1	4,200
Pole and Wiring			200	1	200	1	200
Installation			300	1	300	1	300
<b>Total TRA Printer</b>					<b>4,700</b>		<b>4,700</b>
<b>8. LPG CAGE</b>							
LPG Cage Fabrication and Installation			5,000	1	5,000	1	5,000
<b>9. UG TANKS</b>							
UG Tank - Single Skin (USD/CUM)			351	-	-	70	24,597
UG Tank - Double Skin (USD/CUM)			823	80	65,826	-	-
Tank Calibration (USD/CUM)			28	80	2,200	70	1,925
Tank Earthing (USD/TANK)			125	2	250	2	250
Transport (USD/TANK)			2,083	2	4,167	2	4,167
<b>Total UG Tanks</b>					<b>72,443</b>		<b>30,939</b>
<b>10. SUMPS &amp; COMPOSITE COVERS</b>							
Tank Sumps (USD/ITEM)			1,563	2	3,125	2	3,125
Tank Sump Coller Base Seal Kit (USD/ITEM)			100	2	200	2	200
Composite Cover 900 mm (USD/ITEM)			1,667	2	3,333	2	3,333
Rubber Seals for Composite Covers (USD/ITEM)			350	2	700	2	700
<b>Total UG Tanks and Composite Covers</b>					<b>7,358</b>		<b>7,358</b>
<b>11. PIPING</b>							
Piping GS 1.5" - VENTS AG (USD/m)			16	9	147	9	147
Piping HDPE Single Wall 1.5" - VENTS UG (USD/m)			38	35	1,334	35	1,334
Piping HDPE Double Walls 1.5" - VENTS UG (USD/m)			79	-	-	-	-
Piping HDPE Single Wall 1.5" - SUCTION (USD/m)			38	200	7,624	200	7,624
Piping HDPE Double Walls 1.5" - SUCTION (USD/m)			79	-	-	-	-
Piping HDPE Single Wall 2" - SUCTION (USD/m)			41	14	578	14	578
Piping HDPE Double Walls 2" - SUCTION (USD/m)			95	-	-	-	-
Piping HDPE Single Wall 3" - OFFLOADING (USD/m)			44	95	4,225	95	4,225
Piping HDPE Double Walls 3" - OFFLOADING (USD/m)			121	-	-	-	-
Offloading Couplings with Caps 3" (USD/ITEM)			75	2	150	2	150
Flexible Entry Boots 1.5" (USD/ITEM)			150	8	1,200	8	1,200
Flexible Entry Boots 2" (USD/ITEM)			195	4	780	4	780
Flexible Entry Boots 3" (USD/ITEM)			210	2	420	2	420
Offloading Point Earthing (USD/OFFLOADING POINT)			146	1	146	1	146
Working Drawings Per Site			125	1	125	1	125
<b>TOTAL PIPING</b>					<b>16,729</b>		<b>16,729</b>



# INVESTMENT PROPOSAL

SINZA

27 June 2018

## CAPEX Equipment Summary

12. ATG SYSTEM					
Gauge	1,500	4	6,000	3	4,500
Wire	500	1	500	1	500
System	3,000	1	3,000	1	3,000
<b>Total ATG</b>			<b>9,500</b>		<b>8,000</b>
13. SERVICE BAY EQUIPMENTS					
Hydraulic Jack 30 Tons	12,500	-	-	-	-
Pneumatic Pump for Oil Dispensing 10 Bars	2,000	2	4,000	2	4,000
3/4" Hose Reel 30m	500	2	1,000	2	1,000
High Pressure Micro Filter - Lubricant Filter	300	2	600	2	600
3/4" Hose Gun with Electronic And Mechanical Totalizer	300	2	600	2	600
3/4" High Pressure Hose for Lubricant Line	20	80	1,600	80	1,600
1/2" High Pressure Hose for Pneumatic Line	10	80	800	80	800
1/2" High Pressure Hose for Air Point	10	50	500	50	500
Air Compressor 10kW - 10 Bars 500L	7,500	1	7,500	1	7,500
Air Nozzle Gun with Gauge	800	1	800	1	800
Hand Oil Pump	150	2	300	2	300
Funnel	10	1	10	1	10
Oil Buckets	15	2	30	2	30
Grease Buckets	15	1	15	1	15
Installation	2,245	1	2,245	1	2,245
<b>TOTAL SERVICE BAY</b>			<b>20,000</b>		<b>20,000</b>
14. CAR WASH EQUIPMENTS					
High Pressure Water Pump	300	1	300	1	300
High Pressure Soap Pump	300	1	300	1	300
Duo Inputs Nozzle Gun	200	1	200	1	200
1/2" High Pressure Hose water line	20	40	800	40	800
1/2" High Pressure Hose Soap line	20	40	800	40	800
Installation	100	1	100	1	100
<b>TOTAL CAR WASH</b>			<b>2,500</b>		<b>2,500</b>
15. SHOP EQUIPMENTS					
Wood Slats in Modules	212	-	-	-	-
Composite Pannels (RAL 2002)	133	15	1,998	15	1,998
Composite Pannels (RAL 9004)	133	-	-	-	-
Adhesive Oryx Gas	183	1	183	1	183
External Oryx Logo	1,502	1	1,502	1	1,502
Cut-Out letters Shop & Go	874	1	874	1	874
Shop & Go White Logo	2,019	1	2,019	1	2,019
Cashier	2,317	1	2,317	1	2,317
Tobacco Display	432	1	432	1	432
Oryx Shop Logo (Sticker)	183	1	183	1	183
Gondola Impulse - Wood	412	2	823	2	823
Table Coffee	637	2	1,274	2	1,274
Gondola Wire Mesh	515	3	1,544	3	1,544
Rack	761	10	7,610	10	7,610
Fridge Double Door	1,875	3	5,625	3	5,625
Fridge Single Door	750	-	-	-	-
Freezer	1,875	2	3,750	2	3,750
<b>TOTAL SHOP EQUIPMENTS</b>			<b>30,134</b>		<b>30,134</b>
16. CANOPY & FORECOURT EQUIPMENTS					
Three Posts Canopy	124,546	1	124,546	-	-
Two Posts Canopy	83,394	-	-	1	83,394
Single Post Canopy	55,840	-	-	-	-
PolyCarbonate Sheets	174	-	-	-	-
Illuminated ORYX Logo	1,265	2	2,531	2	2,531
LED Under Canopy	1,206	12	14,476	8	9,650
Lighted Fascia	151	-	-	-	-
Ceiling	25	-	-	-	-
Column Cladding	151	-	-	-	-
Product Identification	1,055	4	4,220	3	3,165
Heavy Vehicle Pole	1,231	1	1,231	1	1,231
TOTEM with Welcome Sign	13,282	1	13,282	1	13,282
Lubricants Display	956	4	3,824	3	2,868
Forecourt Service Wash - Service Display	410	4	1,639	3	1,229
Pump Number	55	8	442	6	331
Bumper	195	7	1,366	5	976
In Sign	559	1	559	1	559
Out Sign	559	1	559	1	559
Trash	1,000	4	4,000	3	3,000
Safety information Sticker	5	8	44	8	44
<b>TOTAL CANOPY AND FORECOURT EQUIPMENTS</b>			<b>172,718</b>		<b>122,820</b>