

NATIONAL CEMENT TZ LIMITED
Incorporation and Registration of
National Cement TZ Limited in
Tanzania Investment Centre (TIC).

February 2025



SIMBA CEMENT



GROUP OF COMPANIES

Contents

Vision and Mission

National Cement TZ Limited Profile

Cement and Clinker Background

Investment in National Cement TZ Ltd.

Proposed Investment Plan – Other Sectors

Our Presence in East Africa

Our Team

Group Ownership Structure

Organization Overview

Market Overview

5 Year Forecasts - Financial

Production Process

Plant Layout and Architectural Drawings

CSR Initiatives

Value Creation into Tanzania





VISION AND MISSION

“AS A PATRIOTIC EAST
AFRICAN, MY DREAM IS THAT
EACH AND EVERY EAST
AFRICAN SHOULD HAVE A
ROOF ABOVE THEIR HEAD AND
TO MAKE EAST AFRICA
IMPORT FREE IN STEEL,
CLINKER AND CEMENT”



About National Cement

National Cement TZ Limited Profile


National Cement TZ Limited (NCTL) a limited liability company incorporated in Tanzania under the companies Act Chapter 212 of the laws of Tanzania of Postal Office Box Number 20264, Arusha in year 2023 . It is a part of Devki Group of companies which is a **conglomerate** which includes Devki Steel Mills Limited, Maisha Mabati Mills Limited, National Cement Uganda Limited, National Cement Company Limited, Maisha Minerals & Fertilizers Limited, Northwood Aviation Agencies Limited, Cemtech Limited, Cimerwa Plc Rwanda and Maisha Packaging Company Limited. Our major presence is in Kenya, Uganda and Rwanda

The group employs more than **12,700 employees** in 18 manufacturing factories and 7 different industries with **30+ years** of experience in manufacturing quality products.

Devki Group is also the **single largest employer** in the Private Sector in Kenya.

Our products are **manufactured within East Africa** from **raw material to finished product**. Devki group of companies are in the **core manufacturing sector** producing construction materials **all under one roof** i.e., Steel, Cement, Clinker, Cement Bags and Roofing Sheets.

Devki Group is a **significant contributor to the GDP** of Kenya, Uganda and Rwanda with a group turnover of USD 1.2 Billion per annum.



GROUP OF COMPANIES



Cement and Clinker

National Cement Company Ltd

Cement and Clinker is produced by 4 companies in the Group; National Cement Company Limited Kenya, Cemtech Limited Kenya, National Cement Uganda Limited and Cimerwa Plc Rwanda

National Cement Company Limited (NCCL) was established in 2007 and has since grown to become the **largest cement and clinker manufacturer** in East Africa with **five factories in different locations** in the region.

NCCL completed the **acquisition of ARM Cement in 2020** and further upgraded its grinding and clinker unit in Athi River and Mombasa by adding a second line.

To minimize dependency on international markets for supply of core raw material, we effectively use local resources with **our own clinker manufacturing plant** at Merueshi and Kaloleni Kenya to manufacture high quality cement. Coal is sourced from Tanzania.




Cemtech Limited Profile

Cemtech Limited is a **2 Million Tons** per annum clinker project in Sebit, West Pokot County, Kenya. Clinker is the main raw material used in cement manufacturing. This is the **biggest project and investment in the Northern region** (West Pokot county) of Kenya.

The Company is in operations since **December 2023** and **exporting international quality clinker throughout** East Africa region.

Cemtech Limited currently has a **200,000 tons per annum** cement grinding unit in **Eldoret** which is started production in January **2024** with an **expansion on-going for another plant of 1 Million Metric Tons** per annum capacity of cement.



National Cement Uganda Limited Profile

National Cement Uganda is one of the **leading cement manufacturers in the country** with a capacity of **1.8 Million Tons** per annum.

In 2018, during the inauguration ceremony of NCCL Uganda by H.E. the President Yoweri Museveni we promised His Excellency that **we will bring healthy competition and reduce the price of cement significantly from UGX 42,000 per bag to UGX 27,000 per bag.**

We achieved this reduction in cement price in less than 6 months and stabilized the cement market.



Cimerwa Plc Rwanda Profile

In November 2023, National Cement Holding Limited acquire 99.94% stake in **Cimerwa PLC** and signed a share purchase agreement to for an investment of **USD 85 million**, financed through borrowed funds.

Established in 1984, Cimerwa is Rwanda's only **integrated cement plant** and a market leader with a strong brand. The plant currently has a production capacity of 600,000 tonnes per annum, supplying a significant portion of the country's major infrastructure projects.

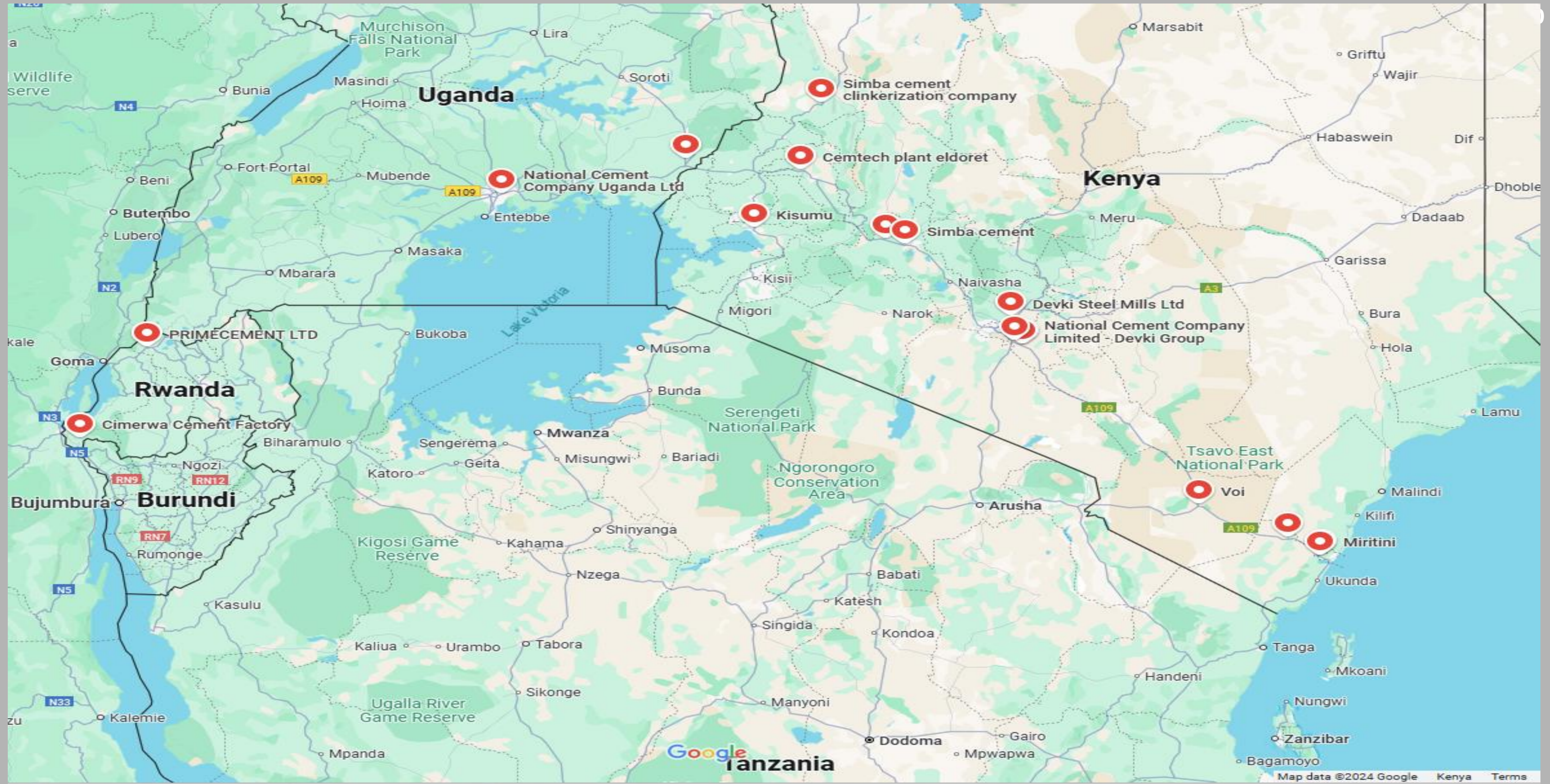
Strategically located on Rwanda's southwest border, Cimerwa is well-positioned to tap into growing export markets, helping to diversify its revenue streams.

National Cement Holding is gradually increasing the plant's capacity to 900,000 tonnes per annum and investing over USD 50 million to upgrade and enhance production efficiency and profitability.

In July 2024, Cimerwa further expanded by acquiring **Prime Cement**, located in **Musanze District**, Northern Province, which also has a 600,000-tonne capacity. This acquisition strengthens our presence in Rwanda's key markets, including Kigali and the Western Province.



Our Presence in East Africa



30 Years presence , 18 Factories , 11 Locations, 7 Different industries

Proposed Investment Plan

Investment Plan in National Cement TZ Limited

NATIONAL CEMENT TZ LIMITED (NCTL), a limited liability company incorporated in Tanzania under the companies Act Chapter 212 of the laws of Tanzania of Postal Office Box Number 20264, Arusha on 31.01.2023.

NCTL is in the process of land acquisition for proposed investment in Tanzania, measuring 8.12 Hectors equal to 20.065 acres commonly known as Farm number 2341 Situate at Malulu Village, Meru District as comprised in a Certificate of Title Number 23108, Land Office number 251428. The proposed investment is amounting USD 70 million.

1) Greenfield Cement Plant

The Proposed cement production capacity of the plant is 1.3 mln tonnes per annum.

2) Infrastructure

The plant delivers to the bulk of the major Tanzania infrastructure projects and is strategically positioned.

3) Location

Its in remote reason of Tanzania which is deprived from Industrialization i.e., MOSHI AND ARUSHA.



Investment Plan in National Cement TZ Limited

4) Raw Material availability

Clinker main raw material available near to proposed factory site in Kenya in Loitoktok which is approx 150 kilometers.

5) Economical Utilization of Resources

Devki group company is largest buyer of Tanzania coal in Kenya approx. 100,000 tons every month from Songia region and vehicles going back will take the raw material clinker at very economical logistics cost.



Proposed Investment Plan – Other Sectors in Tanzania

Coal / Iron Ore Mining

In the future, we see potential to invest in Tanzania's coal and iron ore mining sector. Our goal is to add value through mining, crushing, sizing, and washing, creating hundreds of jobs. This will contribute to local economic growth, while focusing on sustainability and long-term development..

Packaging Plant

We also see possibility in future to set up a packaging plant which will produce packaging bags at an affordable price for cement industry and other sectors.



NCTL Tanzania Investment Plan

	2025 (USD)	2026 (USD)	Total (USD)
Greenfield Investment in 150 TPH Cement Grinding Unit	20,000,000	50,000,000	70,000,000
<u>Financed By</u>			
Equity - 20%	4,000,000	10,000,000	14,000,000
Supplier finance - 80%	16,000,000	40,000,000	56,000,000
Totals	20,000,000	50,000,000	70,000,000

Uses (USD k)	85,088
Capex	70,000
<i>Building</i>	13,300
<i>Plant & Machinery</i>	53,900
<i>Furniture & Fixture</i>	1,400
<i>Equipments & Soft</i>	700
<i>Vechicle</i>	700
Owners cost	
Working Capital	15,088

Sources (USD k)	85,088
<i>Equity</i>	14,000
<i>Debt</i>	71,088
- <i>Long-term debt</i>	56,000
- <i>WC Loan</i>	15,088
 <i>Leverage Ratio</i>	 84%

**TEAM
AND
ORGANISATION**

Our Team

Dr Narendra Raval (Guru) M.G.H, E.B.S- Chairman

Founder & Chairman of Devki Group of Companies, Pilot and Philanthropist

Dr Narendra Raval is a Kenyan Industrialist, entrepreneur and philanthropist. Mr Raval serves as the Chairman of Devki Group of Companies, a conglomerate in East Africa that manufactures steel, aluminum roofing sheet, fertilizer, packaging material and cement.



He studied for a Bachelor of Commerce in Kutch – Bhuj, India while staying at a Temple. He is also a holder of an Honorary Doctorate.

He has been recognized from time to time for his developmental and philanthropic initiatives. The major ones are listed below:

1. Awarded with Doctorate of Divinity in 2007 by Champions Covenant Church in United States of America
2. Recognition in 2009 for his contribution to International Widows Association by Cherrie Blair in Kenya
3. Awarded the First-Class Presidential Award Titled “Elder of Burning Spear (EBS)” by His Excellency Mwai Kibaki, former President of the Republic of Kenya in 2010 for Social and Economic services to the people of Kenya and for contribution to development.
4. Awarded by the Government of United Kingdom in June 2012 and presented by Nick Clegg, Deputy Prime Minister of Great Britain, for enabling means of livelihood to the widows in Kenya.
5. Recognized as Distinguished Melvin Jones Fellow by the International Lions Club, United States of America in August. He became only the 12th person in the world to receive the Melvin Award.

Our Team

Dr Narendra Raval (Guru) M.G.H, E.B.S- Chairman



6. Awarded The SOL Lions Favourite “Guru” of Entrepreneurs by Lions Clubs International on 22nd January 2016, in India. In recognition of exemplary services rendered during the lionistic year 2015-16.
7. He was featured on the cover story of Forbes Africa Magazine in 1 May 2015 Edition and the 46th Richest Man in Africa in February 2016 Edition.
8. In 2019 he was awarded and honored as Eastern Africa, EY World Entrepreneur of the year.
9. In 2019 he was appointed as the Chancellor of Egerton University in Nakuru, by H. E The President Hon. Uhuru Muigai Kenyatta.
10. Awarded The Degree Of Doctor Of Science (D.Sc.) (Honoris Causa) by Egerton University in 2019.
11. Awarded the highest civilian award, M.G.H (Moran of the Golden Heart of Kenya) which was conferred by H.E Uhuru Kenyatta.
12. Appointed to head the steering committee of the National Lottery task force by the President of the Republic of Kenya H.E William Ruto.
13. Appointed as the chairperson of the steering committee tasked with the reforms at the Government Press by the President of the Republic of Kenya H.E William Ruto.

Our Team

Mr Kaushik Pandit- Group Managing Director



Mr Kaushik is the Group Managing Director for the Devki Group of Companies. He has over 40 years of experience in a lead role in the manufacturing sector. Mr Kaushik has a degree in BSC International Business. Mr Kaushik oversees the following functions:

- Overseeing sales, marketing and distribution.
- Business development
- Overseeing supply chain
- Overseeing all plant operations at multiple locations
- Heading steel and roofing sheets strategic business units
- He is the Vice Chair of Kenya Association of Manufacturers- Metal Sector

Mr Devang Raval- Director



Mr Devang is an MBA from Harvard Business School and a BSC in International Business from Brunel University. He has over 12 years experience in the manufacturing sector. Mr Devang Oversees the following Functions

- Heading fertilizer and packaging units
- Sourcing of the machinery and technology from Europe and other developed countries including partnerships for technology transfer.
- Overseas plant operations at multiple locations/facilities.
- Business development for the Group across the world
- Prior to taking up management positions at Devki Group, Mr. Devang was working in United Kingdom at Brunel University and Stemcor Holdings, a leading metal supplier based out of UK.

Our Team



Mr Lokesh Kumar– Head of Commercial and Operations

- Mr Lokesh is the Group Head of Commercial and Operations for the Devki Group of companies.
- He has over 24 years of experience.
- Mr Lokesh previously worked for Sfruna Global Limited which is part of Ruchi Soya Group
- Mr Lokesh is a certified chartered accountant from The Indian Institute of Chartered Accountants of India.
- He is also a Commerce and a Law Graduate from the University of Rajasthan



Mr Nilesh Mehta – CFO Cement Business

- Mr Nilesh is the Group CFO Cement for the Devki Group of companies.
- He has over 25 years of experience in a finance background.
- Mr Nilesh is a certified chartered accountant from The Indian Institute of Chartered Accountants of India.
- Has a Bachelor of Commerce Degree from the University of Mumbai
- Previously Worked at J.B. Chemicals and Pharmaceuticals Limited

Note: We intend to have at least 3 Tanzanian Board Members as part of our Board and will also incorporate Tanzania Citizens in our Senior Management.

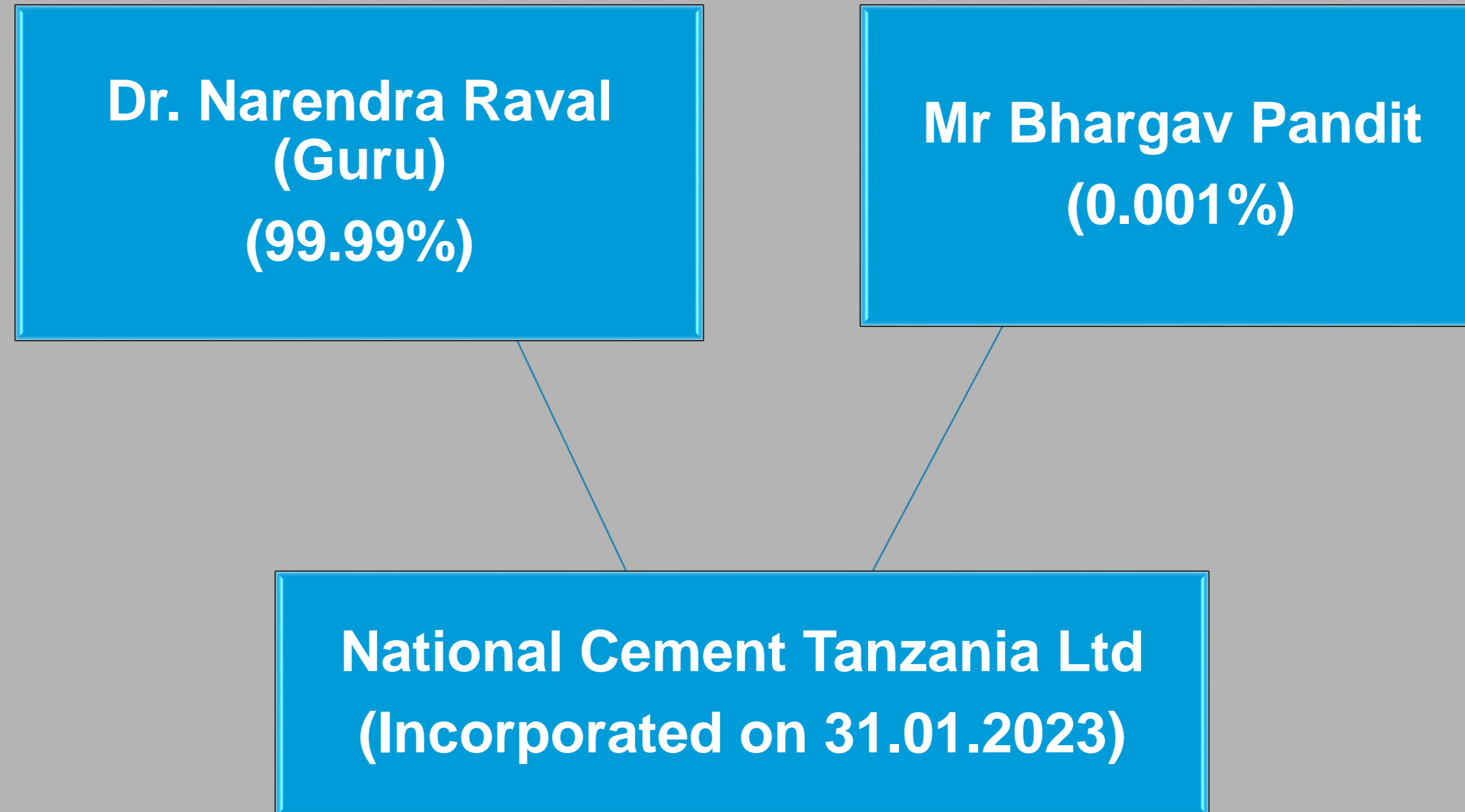
Our Team



Mr Bhargav Pandit - Board Member

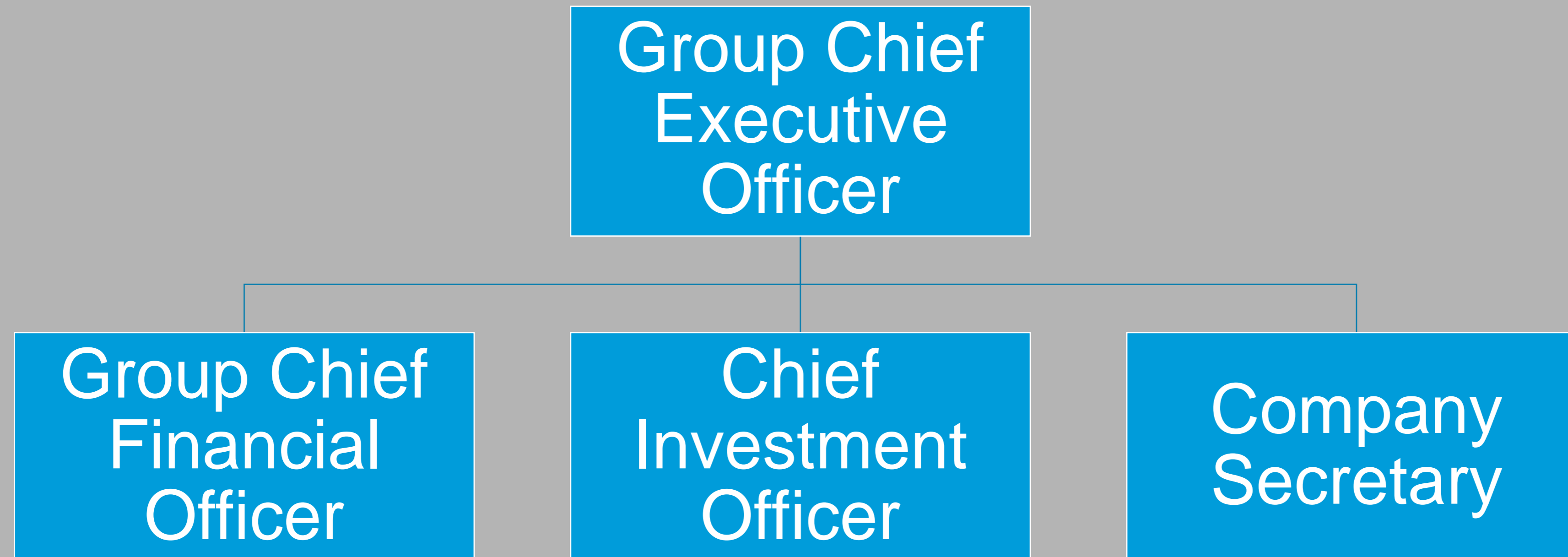
- Bhargav Pandit, a seasoned professional with over 10 years of extensive experience in finance, audit, tax, corporate finance, mergers, and acquisitions. His journey in the financial landscape has been marked by a remarkable ability to not only identify but implement effective auditing procedures, evaluating accounting systems for optimal efficiency.
- Bhargav's expertise lies in identifying areas for improvement, thereby maximizing the profitability of companies. Through his keen insights, he has consistently played a pivotal role in enhancing operational efficiency within financial processes. With a comprehensive skill set, he excels in analyzing, interpreting, and evaluating financial statements.
- His proficiency extends to a holistic understanding of the intricate facets of financial management. Bhargav has honed his expertise while working with prominent entities such as Devki Group and PKF Kenya. His association with these organizations has further enriched his knowledge and provided him with invaluable insights into diverse financial landscapes.

Ownership Structure



Organization Overview

NATIONAL CEMENT TZ LIMITED



CEMENT MARKET STUDY

Tanzania market overview

Tanzania GDP Growth 2017-2023



Introduction to the Economy of Tanzania

With an average real GDP growth rate of +5.5% over the decade 2012-2021, Tanzania is among the **fastest-growing economies in Africa** and the world.

During the same period, the average global GDP growth rate was +2.3% and the GDP growth rate in Sub-Saharan Africa was +2.7%.

The Tanzanian economy even maintained a positive economic growth in 2020 of +2% while most of the economies were in a recession due to the impact of the Covid-19 pandemic.

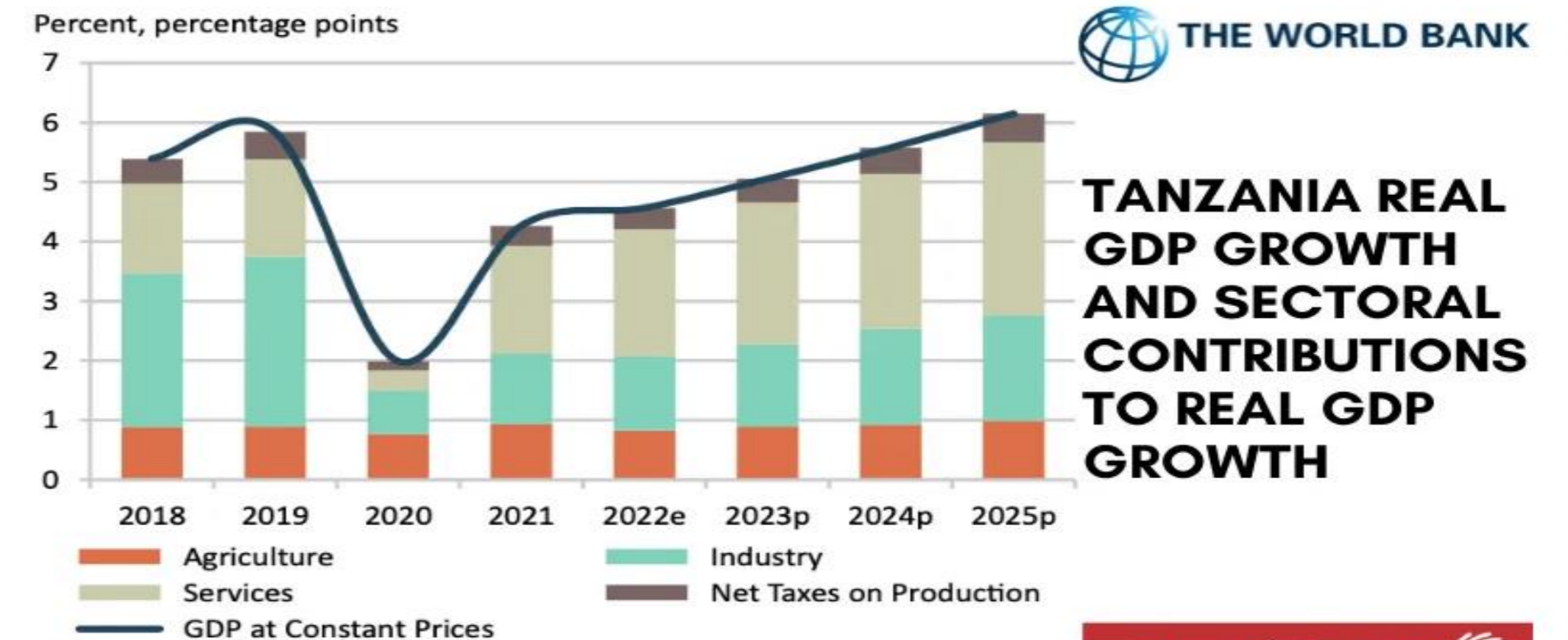
However, Tanzania's GDP growth rate has been slowing down in recent years, from a peak of 7.9% in 2011.

In April 2021, Tanzania's new president Samia Suluhu Hassan gave her first speech to the parliament, mentioning the priorities of the Sixth Phase Government in the next five years to reach a GDP growth rate of at least 8% yearly.

Potential risks to the economic outlook of Tanzania

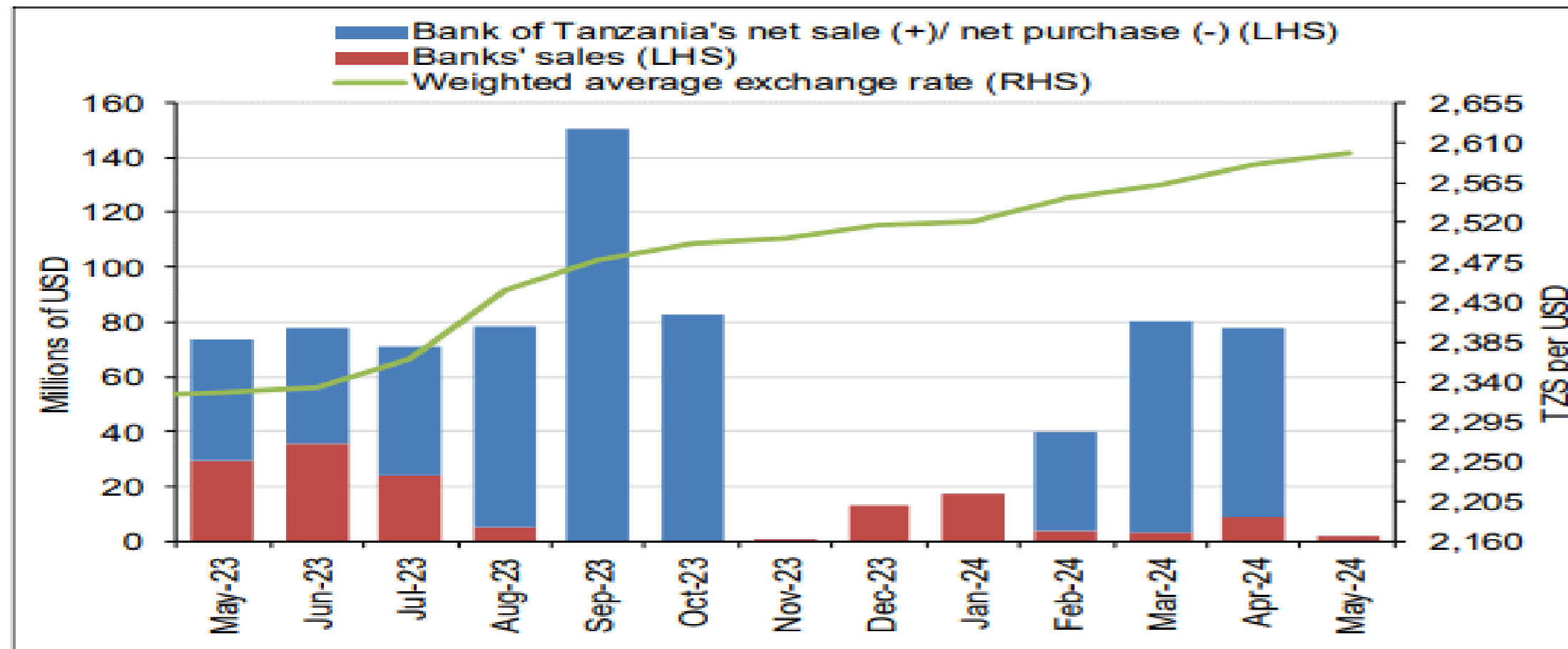


Tanzania Key Economic Sectors

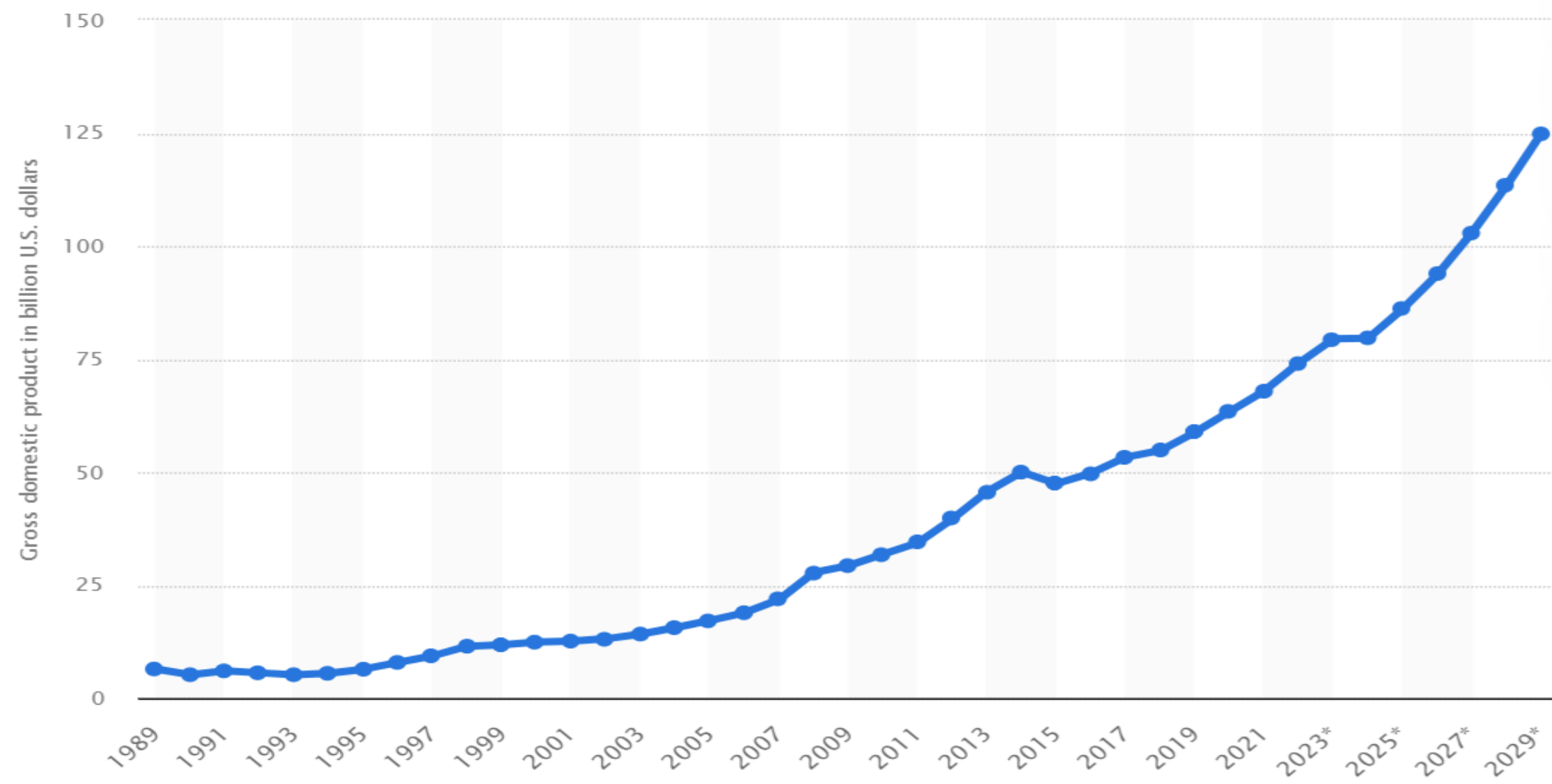


Tanzania market overview

Chart 1.5a: IFEM turnover and exchange rate movement



Tanzania: Gross domestic product (GDP) in current prices from 1989 to 2029
(in billion U.S. dollars)



Tanzania Economic Outlook

Recent macroeconomic and financial developments

Real GDP grew 5.3% in 2023, up from 4.7% in 2022, driven by agriculture, construction, and manufacturing on the supply side and private investments on the demand side. Tight monetary policy, together with moderation in food and energy prices, helped reduce inflation from 4.3% in 2022 to 3.8% in 2023. The Tanzanian shilling depreciated by 8% in 2023, reflecting shortages of foreign exchange.

Reform of the global financial architecture

Structural transformation in Tanzania has been slow and constrained by several challenges, including declining industrial productivity and competitiveness and shallow financial markets. Agriculture's share in employment declined from 84.8% in the early 1990s to 65% in 2022, while industry's share rose from 2.6% to 6.8% and services' share rose from 12.6% to 29%. Agriculture's share in GDP dropped from 42% in the early 1990s to 26% in 2022. Manufacturing's share in GDP has remained unchanged at around 8% since the mid-1990s, and its share in total exports has remained below 25%. The slow pace of structural transformation is holding back labor productivity growth.

Tanzania market overview

Tanzania

Datasets

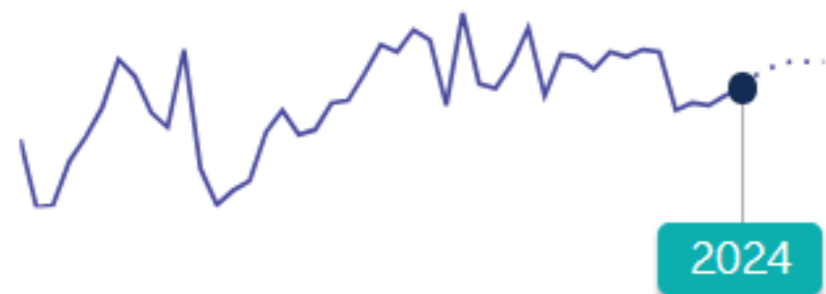
WORLD ECONOMIC OUTLOOK (OCTOBER 2024) 15 INDICATORS, 1980 - 2029

COLLAPSE ALL

Real GDP growth

Annual percent change

5.4



GDP, current prices

Billions of U.S. dollars

79.87



GDP per capita, current prices

U.S. dollars per capita

1.22

thousand



GDP, current prices

Purchasing power parity; billions of international dollars

269.67



GDP per capita, current prices

Purchasing power parity; international dollars per capita

4.13

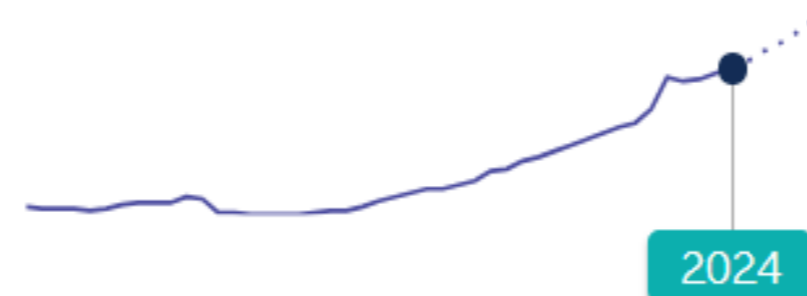
thousand



GDP based on PPP, share of world

Percent of World

0.14



Implied PPP conversion rate

National currency per international dollar

772.67



Inflation rate, average consumer prices

Annual percent change

3.2



FINANCIAL

NCTL Tanzania - Cement Grinding Factory @ 150 TPH

Key Financial	Unit	2027	2028	2029	2030	2031
Revenue	USD k	106,203	106,203	106,203	106,203	106,203
RM & VC	USD k	69,311	69,311	69,311	69,311	69,311
Contribution	USD k	36,892	36,892	36,892	36,892	36,892
Contribution %	%	35%	35%	35%	35%	35%
Fixed Cost	USD k	11,705	11,670	11,670	11,670	11,670
EBITDA	USD k	25,188	25,223	25,223	25,223	25,223
EBITDA %	%	24%	24%	24%	24%	24%
Depreciation	USD k	3,678	3,678	3,678	3,678	3,678
EBIT	USD k	21,510	21,545	21,545	21,545	21,545
EBIT %	%	20%	20%	20%	20%	20%
Interest W/c	USD k	2,263	2,268	2,268	2,268	2,268
Interest LT	USD k	3,136	2,352	1,568	784	-
PBT	USD k	16,111	16,926	17,710	18,494	19,278
PBT %	%	15%	16%	17%	17%	18%

5 Year Forecast – Income Statement

NCTL Tanzania - Cement Grinding Factory @ 150 TPH

Balance Sheet	unit	2027	2028	2029	2030	2031
Cash & Cash Equivalent	USD k	3,755	8,081	12,955	18,378	24,350
Inventory & Other CA	USD k	23,552	23,582	23,582	23,582	23,582
Total Current Assets	USD k	27,307	31,662	36,537	41,960	47,932
Non Current Assets	USD k	66,322	62,645	58,967	55,289	51,612
Total Assets	USD k	93,630	94,307	95,504	97,249	99,543
Working Capital Loan	USD k	15,088	15,118	15,118	15,118	15,118
Other Current Liabilities	USD k	8,464	8,464	8,464	8,464	8,464
Total Current Liabilities	USD k	23,552	23,582	23,582	23,582	23,582
Long Term Debt	USD k	44,800	33,600	22,400	11,200	-
Total Liabilities	USD k	68,352	57,182	45,982	34,782	23,582
Shareholder Equity	USD k	14,000	14,000	14,000	14,000	14,000
Retain Earning	USD k	11,278	23,126	35,522	48,468	61,962
Total Equity	USD k	25,278	37,126	49,522	62,468	75,962
Total Equity and Liabilites	USD k	93,630	94,307	95,504	97,249	99,543

5 Year Forecast – Balance Sheet

NCTL Tanzania - Cement Grinding Factory @ 150 TPH

Cash Flow	unit	2025-26	2027	2028	2029	2030	2031
EBITDA	USD k		25,188	25,223	25,223	25,223	25,223
Less w/c interest	USD k		(2,263)	(2,268)	(2,268)	(2,268)	(2,268)
Less Corporate Tax	USD k		(4,833)	(5,078)	(5,313)	(5,548)	(5,783)
change in w/c	USD k		(15,088)	(30)	-	-	-
Net cash from Operating Activities	USD k		3,003	17,848	17,642	17,407	17,172
Net Cash from Investing Activities	USD k	(70,000)	-	-	-	-	-
Equity	USD k	14,000	-	-	-	-	-
Debt	USD k	56,000	-	-	-	-	-
working Capital loan	USD k	-	15,088	30	-	-	-
Repayment of loan	USD k	-	(11,200)	(11,200)	(11,200)	(11,200)	(11,200)
Interest on Long Term Loan	USD k	-	(3,136)	(2,352)	(1,568)	(784)	-
Cash released /(employed) in DSRA	USD k						
Net Cash from Financing Activities	USD k	70,000	752	(13,522)	(12,768)	(11,984)	(11,200)
Net incr / (decr) in Cash and cash	USD k	-	3,755	4,326	4,874	5,423	5,972
Opening Cash Balance	USD k	-	-	3,755	8,081	12,955	18,378
Closing Cash Balance	USD k	-	3,755	8,081	12,955	18,378	24,350

5 Year Forecast – Cashflow Statement

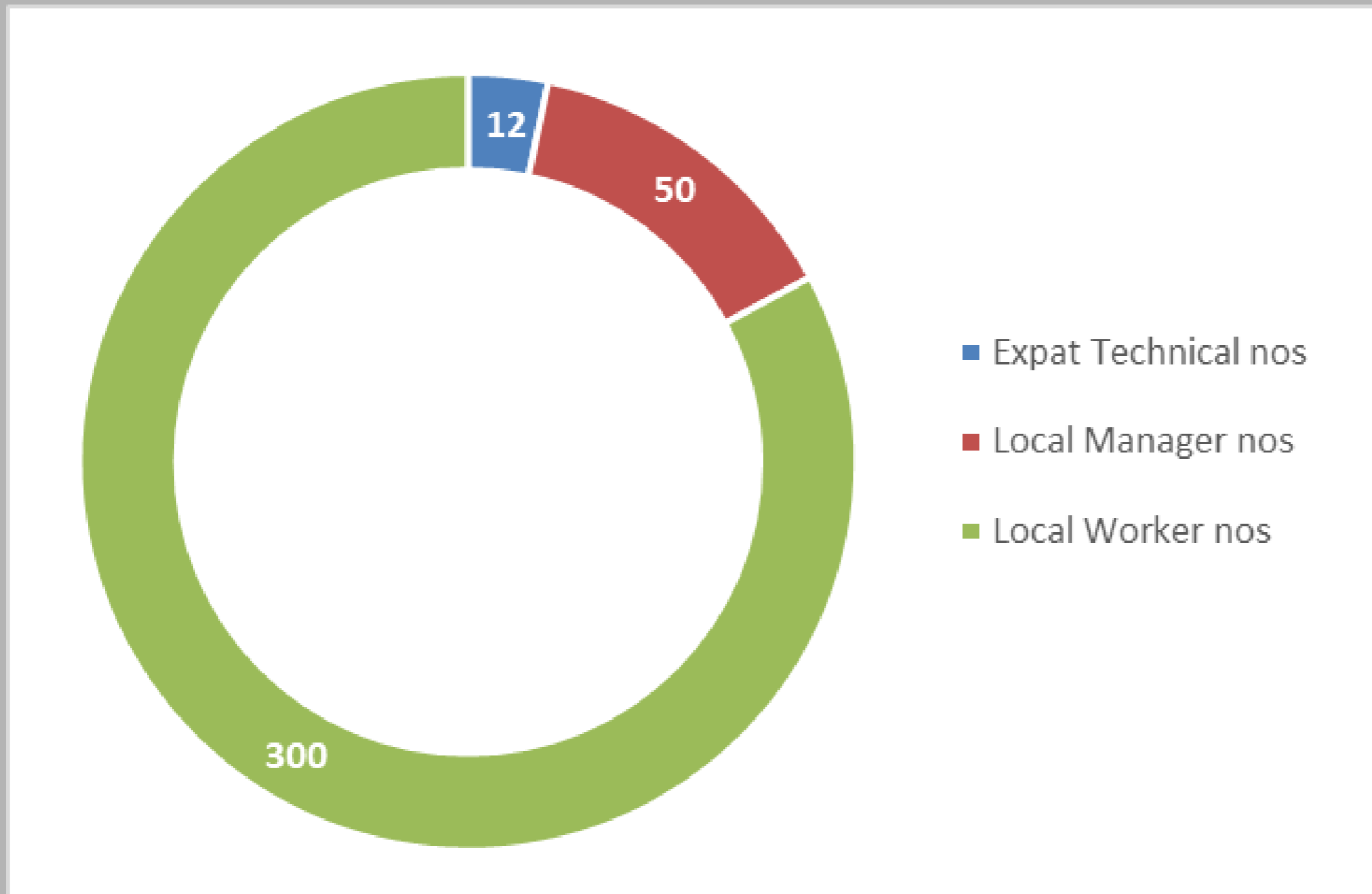
NCTL Tanzania - Cement Grinding Factory @ 150 TPH

Key Ratio	unit	2027	2028	2029	2030	2031
EBITDA %	%	23.7%	23.7%	23.7%	23.7%	23.7%
Current Ratio	times	1.2x	1.3x	1.5x	1.8x	2.0x
Inventory Turnover	times	5.5x	5.5x	5.5x	5.5x	5.5x
Asset turnover	times	1.1x	1.1x	1.1x	1.1x	1.1x
ROA	%	23.0%	22.9%	22.7%	22.4%	21.9%
ROE	%	44.6%	38.0%	28.6%	23.1%	19.5%
D:E Ratio	times	2.4x	1.3x	.8x	.4x	.2x
Debt to Total Assets	%	64.0%	51.7%	39.3%	27.1%	15.2%
Interest Coverage Ratio	times	4.7x	5.5x	6.6x	8.3x	11.1x
DSCR	times	1.5x	1.6x	1.7x	1.8x	1.9x

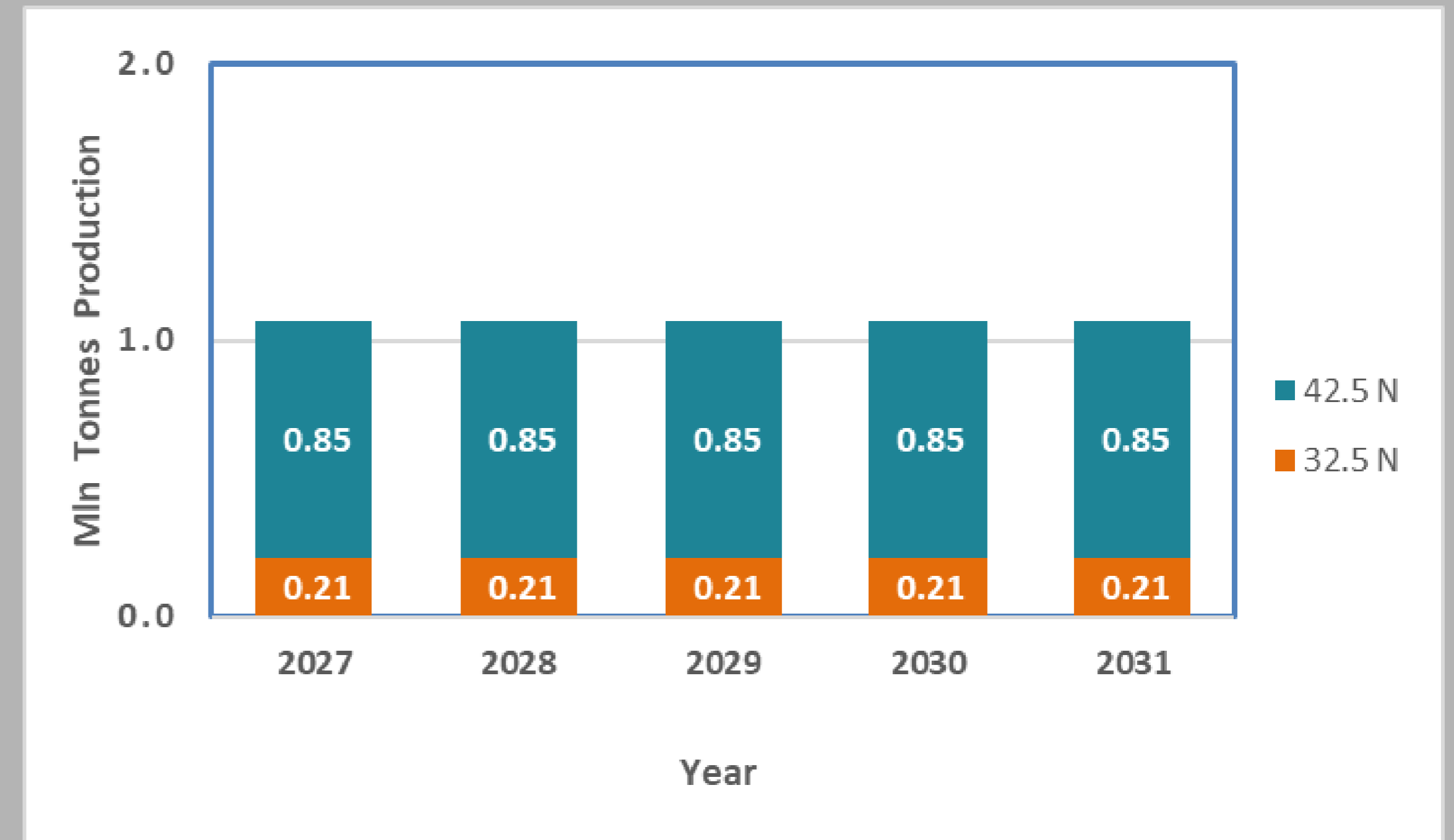
5 Year Forecast – Key Ratio

NCTL Tanzania - Cement Grinding Factory @ 150 TPH

Employment Generated



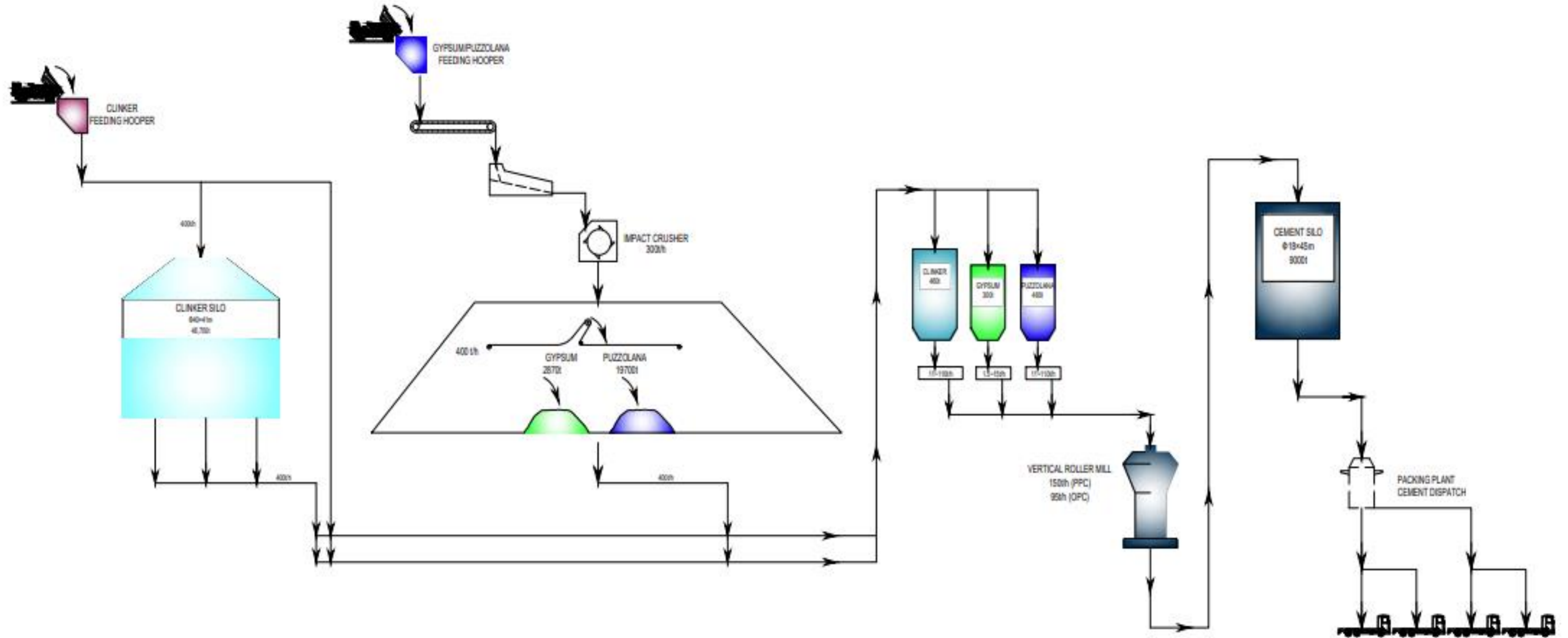
Production



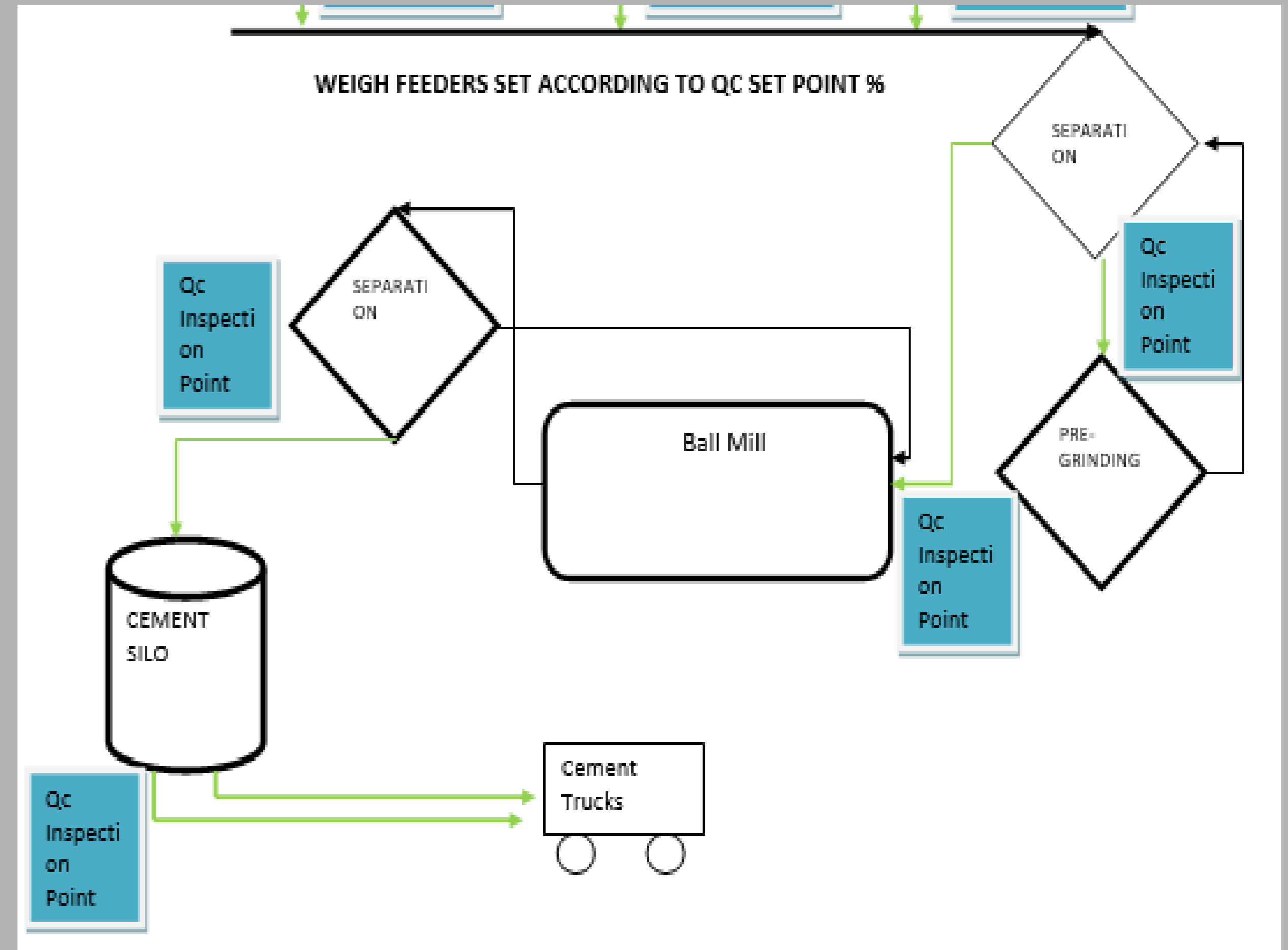
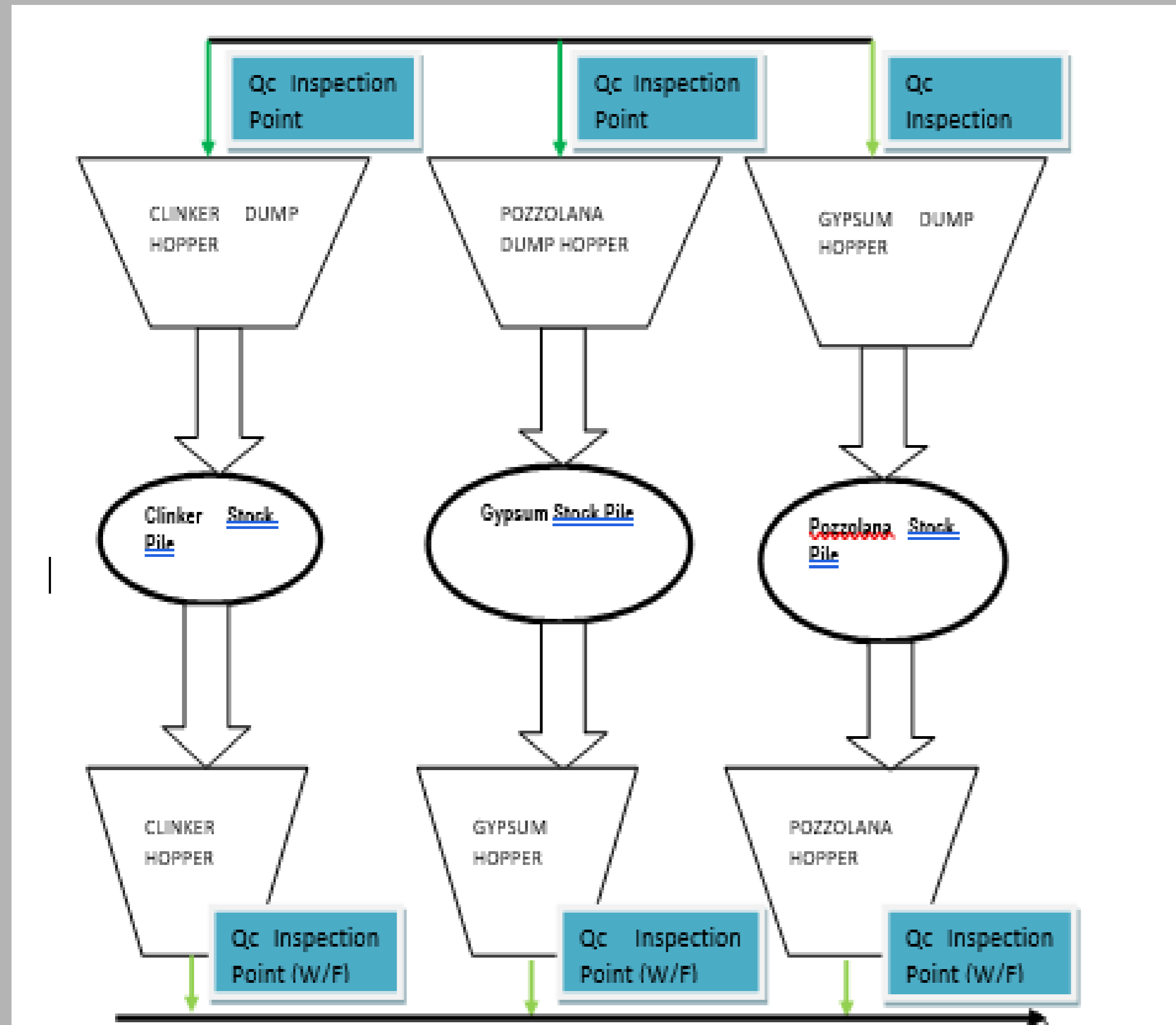
Employment and Production

PRODUCTION PROCESS

Production Process - Cement Grinding Unit at Tanzania

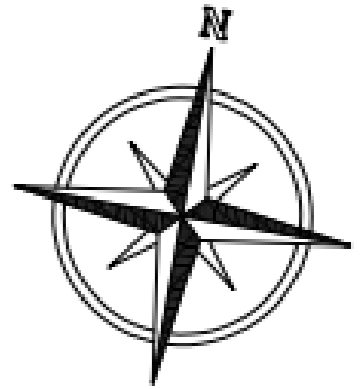
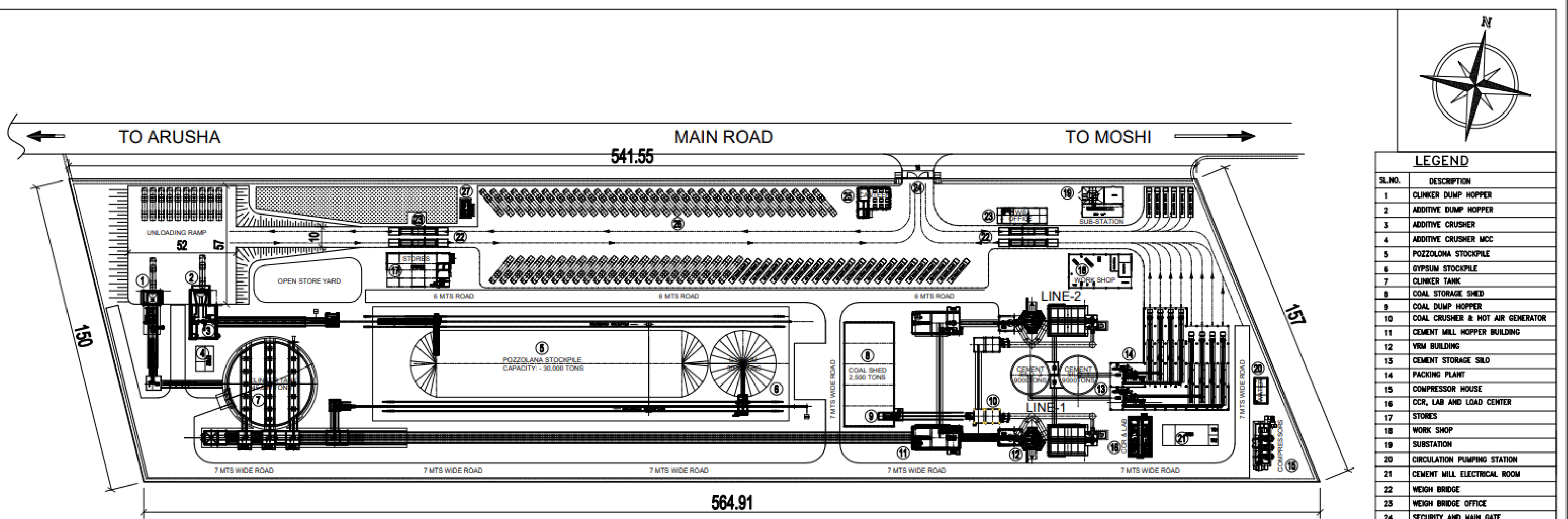


Production Process Flow Chart



**PLANT LAYOUT
AND
ARCHITECTURAL DRAWINGS**

Plant Layout



LEGEND	
SL.NO.	DESCRIPTION
1	CLINKER DUMP HOPPER
2	ADDITIVE DUMP HOPPER
3	ADDITIVE CRUSHER
4	ADDITIVE CRUSHER MCC
5	POZZOLANA STOCKPILE
6	GYPSUM STOCKPILE
7	CLINKER TANK
8	COAL STORAGE SHED
9	COAL DUMP HOPPER
10	COAL CRUSHER & HOT AIR GENERATOR
11	CEMENT MILL HOPPER BUILDING
12	VRM BUILDING
13	CEMENT STORAGE SILO
14	PACKING PLANT
15	COMPRESSOR HOUSE
16	CCR, LAB AND LOAD CENTER
17	STORES
18	WORK SHOP
19	SUBSTATION
20	CIRCULATION PUMPING STATION
21	CEMENT MILL ELECTRICAL ROOM
22	WEIGH BRIDGE
23	WEIGH BRIDGE OFFICE
24	SECURITY AND MAIN GATE
25	DRIVERS CANTEEN
26	TRUCK PARKING YARD
27	TOILETS

PROPOSED PLANT LAYOUT FOR 150 TPH GRINDING UNIT

**NATIONAL CEMENT COMPANY
TANZANIA LIMITED AT ARUSHA**

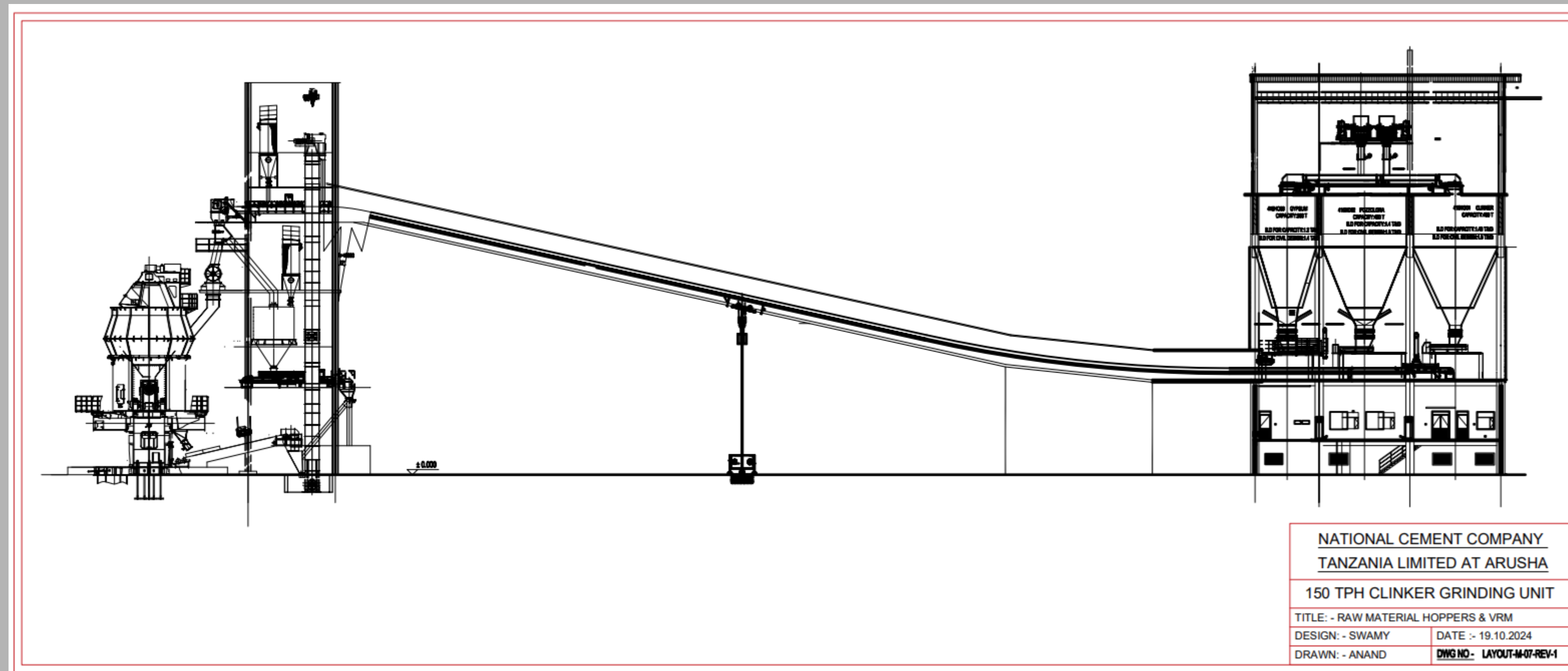
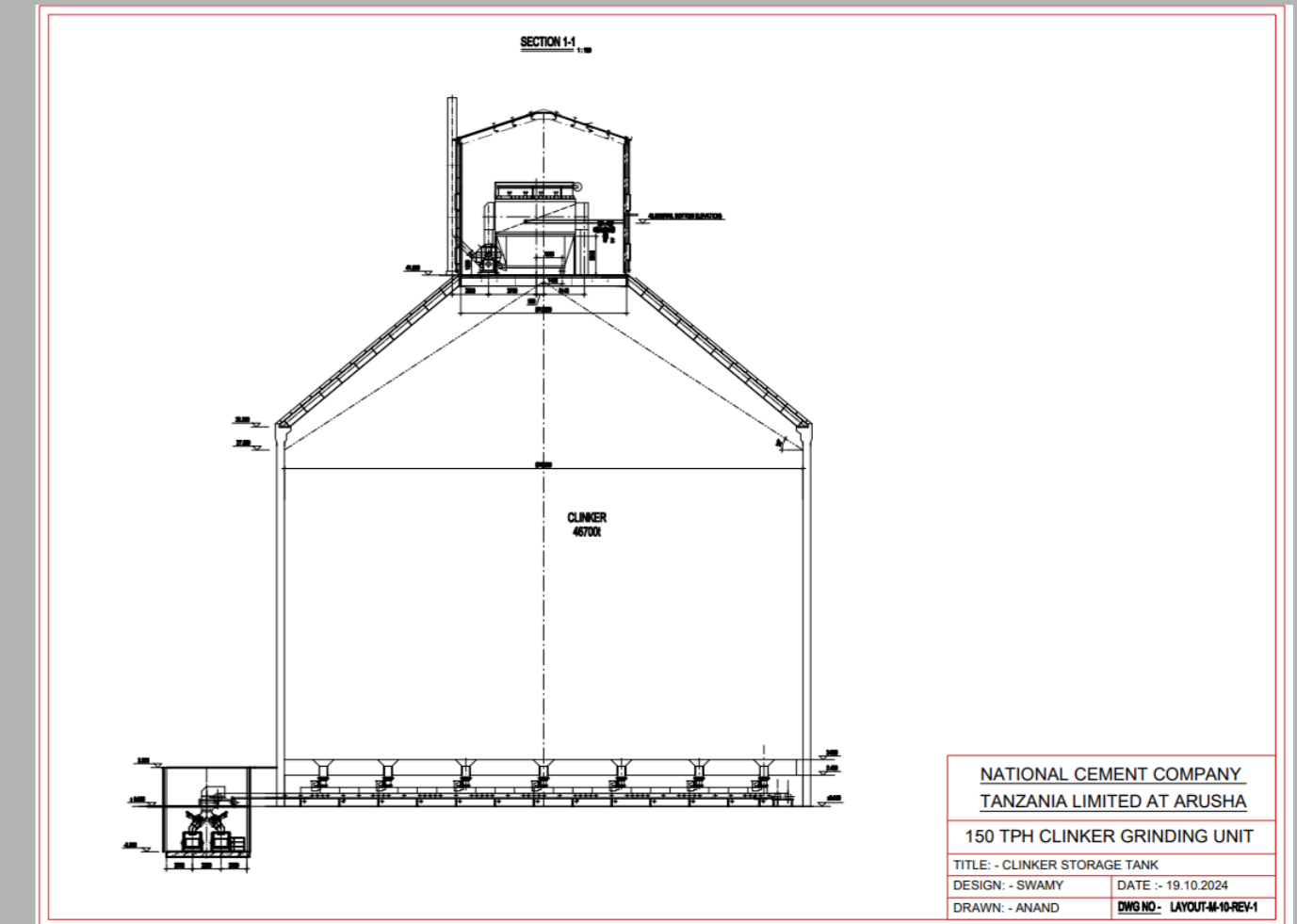
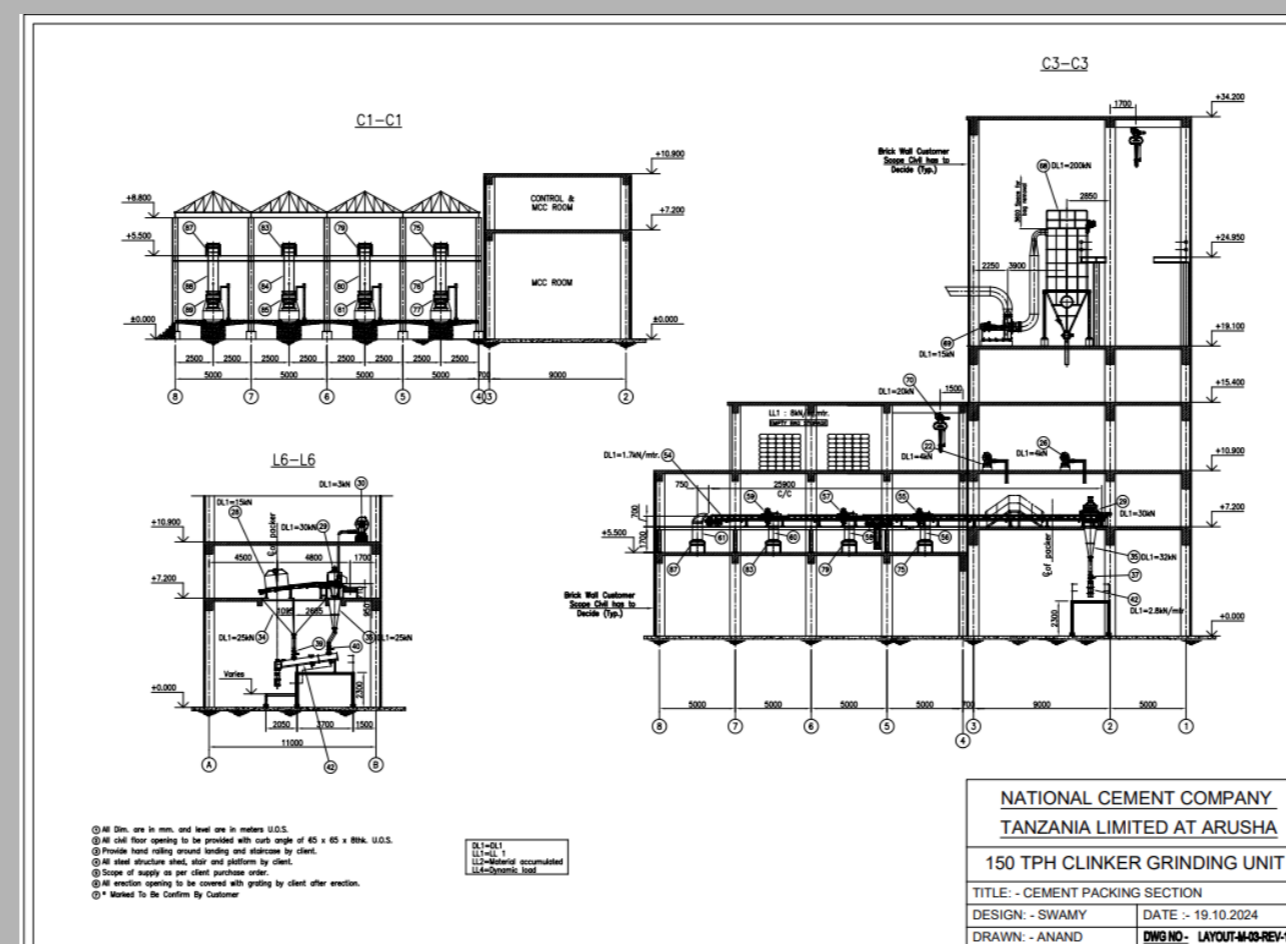
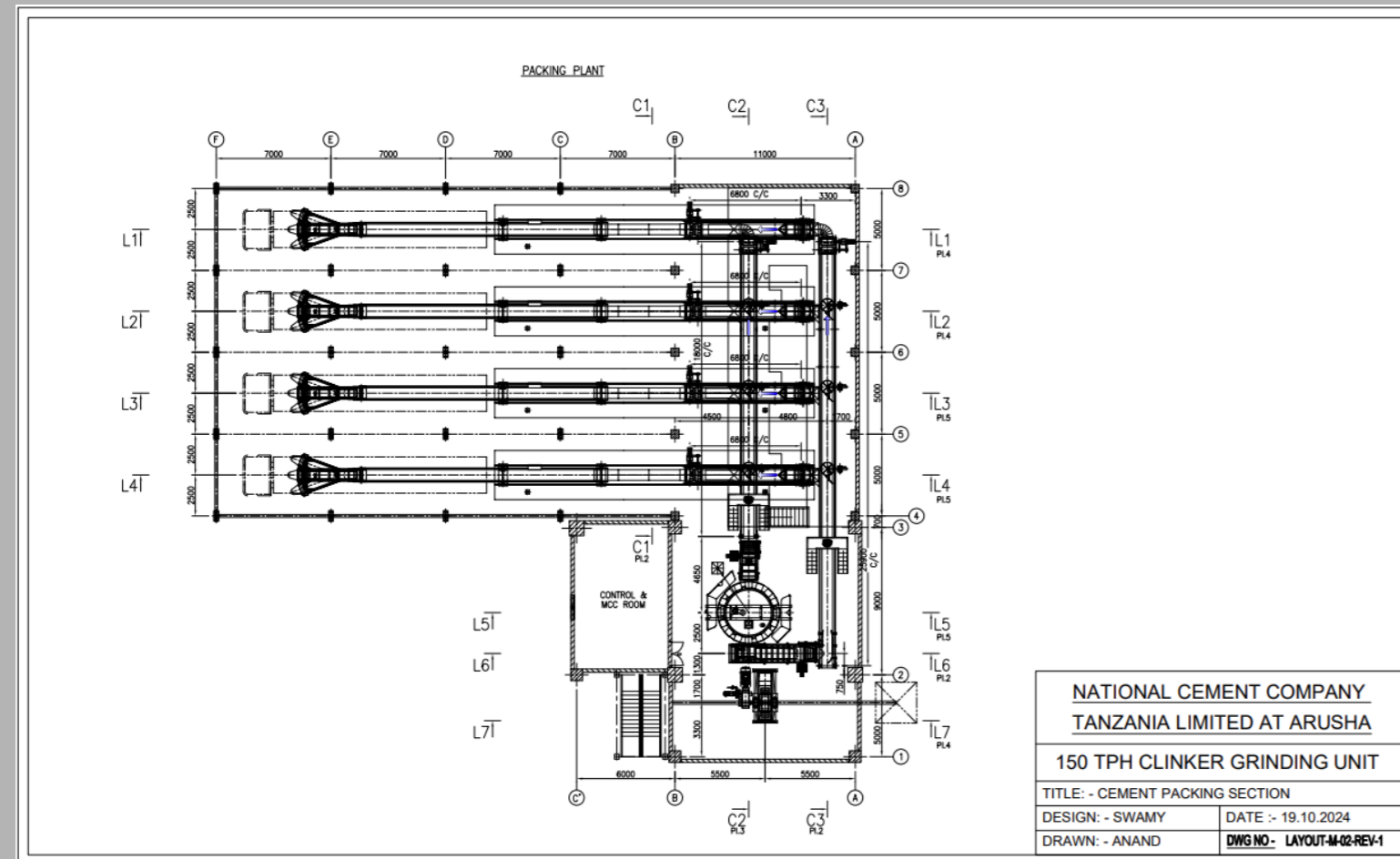
150 TPH CLINKER GRINDING UNIT

DESIGN: - SWAMY	DATE :- 19.10.2024
DRAWN: - ANAND	DWG NO- LAYOUT-M-01-REV-1

NOTES:

1. The general layout is designed based on scale 1:1000 topographic map.
2. All unit in the drawing is meters.

Architectural Drawings



**Complete
Architectural
Drawings
Section-wise is
Submitted with
a Separate
Annexure**

CORPORATE SOCIAL RESPONSIBILITY

1. Devki Schools

Devki Mukutan Primary School provides school fees bursaries to over 700 school children. Building school classrooms, providing teachers, providing sanitary facilities and daily lunch to the school children in Mbirikani.

2. Feeding Programs

Feeding of over 3,700 primary school children in across the country daily.

3. Oxygen Distribution

Oxygen distribution amounting to KES 100M across all hospitals in Kenya during the Covid Pandemic saving thousands of lives.

4. Medical Support

We pay medical bills for over 700 less fortunate children in Kenya.

5. Daily Feeding of Livestock in Kajiado

We provide relief food during drought season to the cattle in Kajiado

6. Blood Donation in Uganda

National Cement Company Uganda organized a blood donation drive where all employees donated blood





Quote of the Day

" I will never think twice while giving 100 million to the poor and needy but I will question my children on how they spent a single coin."

- Narendra Raval
Chairman Devki Group of Companies

Kajiad TV
Kajiang' Eaa, Hii Ni Yaa



I'VE NEVER SEEN THE FACE OF GOD BUT I ALWAYS GET A GLIMPSE EVERYTIME I SEE A SMILE ON A CHILD'S FACE

Guru
NARENDRA RAVAL



**VALUE CREATION
FOR
TANZANIA**

How will we Add Value in Tanzania?

1. Greenfield Cement Grinding Mill

The proposed greenfield cement grinding plant of capacity **1,300,000 Metric Tons** per annum by through investment in plant and machinery with latest technology.

We will also have a vision to **add the Clinker capacity** by investing in the appropriate new machinery.

2. Foreign Exchange

Tanzania will save the precious foreign exchange of over **USD 70 Million** per annum by not importing Clinker and Cement. Currently over 40% of cement demand in Tanzania is being imported.

3. Additional Investment into Tanzania

We will invest over **USD 52 Million** in the greenfield project. .

4. Employment

The above expansion plans will **increase the employment** of our Tanzanian people. It will create the direct employment of 350 nos. and the investment will improve SME and MSME sector and will create indirect employment in supply chain, mining, logistics and distribution to 1100 Tanzanians



5. Promoting Made in Tanzania

Within 2 years time, it is our promise that Tanzania will not import a single bag of cement into the country.

6. Low-Cost / Affordable Housing

By using locally manufactured goods, we will significantly **reduce the cost of cement** in Tanzania and improve living standards of the Tanzanian people. We are committed to **reduce and stabilize the cement price in Tanzania** just like the way we did in Uganda and Rwanda.


7. Knowledge Transfer and Skill Development

With our vast experience of cement production in Kenya, Uganda and Rwanda, we intend to **transfer our skills and knowledge** to local Tanzanian people. This will create further employment.

8. Price Stability and Independence

There will be **uninterrupted production and price stability** in Tanzania, and this will reduce our dependency on international market prices. We will **stabilize the cement market** in Tanzania.

Devki Steel will provide **international quality steel** at much affordable prices to Tanzania which is **Made from Tanzanian Iron Ore, Pozzolana and Gypsum**. If need be, we will agree the sale price in Tanzania Shillings to **reduce the exposure of foreign currency** in Tanzania.



9. Further Investment in other Manufacturing sectors

This investment in Tanzania will **boost our confidence to further invest** in other sectors in Tanzania such as Steel, Packaging, Cement and Roofing Sheets and fertilizer.

10. Development in remote area of Tanzania

Its in remote region of Tanzania which is deprived from Industrialization i.e., MOSHI AND ARUSHA. This investment in cement plant in this region will reduce the construction cost and will promote the affordable housing. This Investments will give to uplift the socio-economic development of the region and will create the direct employment of 200 nos.

11. Improvement in Mining sector of Tanzania

Mining sector of the country will further flourish in pozzolana, gypsum available in nearby area and supply of indigenous coal.

12) Skill Development

The national unskilled manpower will get Knowledge and skills which will improve them to skilled manpower.



Asante



GROUP OF COMPANIES



THANK YOU



TANZANIA