

LN FUTURE BUILDING MATERIALS CO. LIMITED

TIN NO: 117-117-162

VRN NO: 40-019378-B

P.O BOX 14957 DAR ES SALAAM

REPORT AND FINANCIAL STATEMENTS

FOR THE YEAR ENDED

31 DECEMBER 2023

PZM ACCOUNTING AND AUDITING
CERTIFIED PUBLIC ACCOUNTANTS AND AUDITORS



LN FUTURE BUILDING MATERIALS CO. LIMITED

P.O BOX 14957 DAR ES SALAAM

REPORT AND FINANCIAL STATEMENTS

FOR THE YEAR ENDED

31 DECEMBER 2023

CONTENTS	Page No
CORPORATE INFORMATION	1
REPORT OF DIRECTORS	2
DECLARATION OF THE HEAD OF FINANCE/ACCOUNTING	3
REPORT OF THE AUDITORS	4
STATEMENT OF PROFIT OR LOSS	0
STATEMENT OF FINANCIAL POSITION	6
STATEMENT OF CASH FLOW	7
STATEMENT OF CHANGES IN OWNERS EQUITY	8
NOTES TO THE FINANCIAL STATEMENTS	9-11
WEAR & TEAR SCHEDULE	12
TAX COMPUTATION	13



LN FUTURE BUILDING MATERIALS CO. LIMITED

P.O BOX 14957 DAR ES SALAAM

REPORT AND FINANCIAL STATEMENTS

FOR THE YEAR ENDED

31 DECEMBER 2023

CORPORATE INFORMATION

Composition of Board of Directors

NAME	POSITION	NATIONALITY	SHARES		VALUE
SUNFANG	MANAGING DIRECTOR	CHINESE	-	-	-
WANGRUNZE	NON EXECUTIVE DIRECTOR	CHINESE	127,500	1,000	127,500,000
LUOWEI		CHINESE	122,500	1,000	122,500,000

Registered Office

Kisemvule Industrial Area
Plot No. 46
Kisemvule
Mkuranga District
Coast Region

Accountants

PZM ACCOUNTING AND AUDITING
Certified Accountants and Auditors(In Public Practice)
Plot No. 6 Block B Coca Cola Rd. JOSAM HOUSE
P o Box 10399
Mwenge
Dar Es Salaam

Principal Bankers

CRDB Bank Plc
Stanbic Bank
Standard Chartered Bank



LN FUTURE BUILDING MATERIALS CO. LIMITED

P.O BOX 14957 DAR ES SALAAM

REPORT OF THE DIRECTORS

FOR THE YEAR ENDED 31 DECEMBER 2023

1 INTRODUCTION

The Directors have pleasure to present this Report and the Audited Financial Statements for the year ended 31st December 2023, which disclose the state of affairs of the Company.

2 STATEMENT OF DIRECTORS RESPONSIBILITIES IN RESPECT OF FINANCIAL STATEMENTS

The Companies Act 2002, requires the Directors to prepare Financial Statements for each financial year that give a true and fair view of the state of affairs of the Company as at the end of financial year and of its profit or loss for that period.

It also requires the Directors to ensure that the Company maintains proper accounting records, that disclose with reasonable accuracy at any time the financial position of the Company. Directors are also responsible for safeguarding the Assets of the Company and hence take reasonable steps for prevention and detection of frauds and other irregularities.

The Directors accept responsibility for the preparation and fair presentation of financial statements that are free from material misstatement whether due to fraud or error.

3 PRINCIPAL ACTIVITIES

The Principal activity of the Company is Manufacturing & Selling of Aluminium Profile.

4 RESULTS

The results for the period and the appropriation thereof are set out on page 5.

5 DIRECTORS

The present membership of the Board is set out on page 1.

6 EMPLOYEES WELFARE

(a) Medical

The Company provides for incidental medical treatment expenses arising in the course of their duties.

(b) Financial assistance to employees

The Company gives financial assistance to employees in form of loans and advances depending on the financial ability of the Company.



7 EFFORTS TO SECURE NATIONAL BENEFITS AND GOALS

The Company supports the National economy by striving to purchase goods at the most competitive rates in the international and local markets in order to meet local demand.

8 SOLVENCY

The Board of Directors confirms that applicable accounting standards have been followed and that the Financial Statements have been prepared on a going concern basis. The Board of Directors has reasonable expectation that the Company has adequate resources to continue in operational existence for the foreseeable future.

9 ADMINISTRATIVE EFFICIENCY


All statutory dues and financial obligations were paid regularly and within stipulated time. Company's assets are adequately insured.

10 AUDITORS

The Auditors, PZM Accounting and Auditing, have expressed their willingness to be re-appointed for the next year. A resolution proposing the re-appointment of PZM Accounting and Auditing as an Auditor of the Company for next year will be put to Annual General Meeting.

BY ORDER OF THE BOARD

DIRECTOR

Signature.....



LN FUTURE BUILDING MATERIALS CO. LIMITED

DECLARATION BY THE HEAD OF FINANCE

FOR THE YEAR ENDED 31 DECEMBER 2023

The National Board of Accountants and Auditors (NBAA) according to the powers conferred to it under the Auditors and Accountants (Registration) Act No. 33 of 1972, as amended by Act No. 2 of 1995, requires financial statements to be accompanied with a declaration issued by the Head of Finance responsible for the preparation of financial statements of the entity concerned.

It is the duty of a Professional Accountant to assist the Board of Directors to discharge the responsibility of preparing financial statements of an entity showing a true and fair view of the entity's position and performance in accordance with International Financial Reporting Standards and the requirements of the Tanzanian Companies Act, CAP 212 Act No. 12 of 2002. Full legal responsibility for the preparation of financial statements rests with the Board of Directors as stated under the Statement of Directors' Responsibilities on the previous page.

I, CPA Samuel Opyulukwa, being the the head of finance/accountant of LN FUTURE BUILDING MATERIALS CO. LIMITED hereby acknowledge my responsibility of ensuring that the financial statements for the year ended 31 December 2023 have been prepared in compliance with International Financial Reporting Standards and the requirements of the Companies Act, 2002 of Tanzania.

I thus confirm that the financial statements give a true and fair view of the financial results of LN FUTURE BUILDING MATERIALS CO. LIMITED as on that date and for the year then ended and that the financial statements have been prepared based on properly maintained financial records.

Signed by: CPA Samuel Opyulukwa
Position: Financial Consultant
NBAA Membership No. ACPA PP 702
Date 13/08/2024



PZM ACCOUNTING AND AUDITING
Financial and Business Support Services
Josam House
Mikocheni Area along Coca Cola Rd
Plot no. 16 Block B
P.O. BOX 10399
Mwenge
Dar es Salaam
TEL. NO. +255784336879 / +255759189251 / +255715336879



PZM ACCOUNTING AND AUDITING
FINANCIAL AND BUSINESS
SUPPORT SERVICES

Independent Auditors Report.

To the shareholders of LN FUTURE BUILDING MATERIALS CO. LIMITED.

Report on the Audit of the Financial Statements

Opinion

We have audited the Financial Statements of LN FUTURE BUILDING MATERIALS CO. LIMITED set out on pages 5 to 12, which comprise the Statement of Financial Position as at 31st December, 2023, and the statement of Profit or Loss and Other Comprehensive Income, Statement of Changes in Equity and Statement of Cash Flows for the year then ended, and notes to the Financial Statements, including a summary of significant accounting policies.

In our opinion, the Financial Statements present fairly, in all material respects, the financial position of LN FUTURE BUILDING MATERIALS CO. LIMITED as at 31st December, 2023, and its financial performance and cash flows for the year then ended in accordance with International Financial Reporting Standards and the requirements of the Companies Act 2002 of Tanzania.

Basis for Opinion

We conducted our audit in accordance with International Standards on Auditing. Our responsibilities under those standards are further described in the Auditor's Responsibilities for the Audit of the Financial Statements section of our report. We are independent of the company in accordance with the International Ethics Standards Board for Accountants Code of Ethics for Professional Accountants independence requirements applicable to performing audits of financial statements in Tanzania, United Republic of. We have fulfilled our other ethical responsibilities in accordance with the IESBA Code and in accordance with other ethical requirements applicable to performing audits in Tanzania, United Republic of. We believe that the audit evidence we have obtained is sufficient and appropriate to provide a basis for our opinion.

Other Information

The directors are responsible for the other information. The other information comprises the Directors' Report as required by the Companies Act 2002 of Tanzania, United Republic of Tanzania, which we obtained prior to the date of this report. Other information does not include the Financial Statements and our auditor's report thereon.

Our opinion on the Financial Statements does not cover the other information and we do not express an audit opinion or any form of assurance conclusion thereon.

In connection with our audit of the Financial Statements, our responsibility is to read the other information and, in doing so, consider whether the other information is materially inconsistent with the Financial Statements or our knowledge obtained in the audit, or otherwise appears to be materially misstated. If, based on the work we have performed, we conclude that there is a material misstatement of this other information, we are required to report that fact. We have nothing to report in this regard.

Responsibilities of the directors for the Financial Statements

The directors are responsible for the preparation and fair presentation of the Financial Statements in accordance with International Financial Reporting Standards and the requirements of the Companies Act 2002, and for such internal control as the directors determine is necessary to enable the preparation of Financial Statements that are free from material misstatement, whether due to fraud or error.

In preparing the Financial Statements, the directors are responsible for assessing the company's ability to continue as a going concern, disclosing, as applicable, matters related to going concern and using the going concern basis of accounting unless the directors either intend to liquidate the company or to cease operations, or have no realistic alternative but to do so.

The Directors are responsible for overseeing the Company's Financial Reporting Process.

Auditor's responsibilities for the audit of the Financial Statements

Our objectives are to obtain reasonable assurance about whether the Financial Statements as a whole are free from material misstatement, whether due to fraud or error, and to issue an auditor's report that includes our opinion. Reasonable assurance is a high level of assurance, but is not a guarantee that an audit conducted in accordance with International Standards on Auditing will always detect a material misstatement when it exists. Misstatements can arise from fraud or error and are considered material if, individually or in the aggregate, they



could reasonably be expected to influence the economic decisions of users taken on the basis of these Financial Statements

As part of an audit in accordance with International Standards on Auditing, we exercise professional judgement and maintain professional scepticism throughout the audit. We also:

- Identify and assess the risks of material misstatement of the Financial Statements, whether due to fraud or error, design and perform audit procedures responsive to those risks, and obtain audit evidence that is sufficient and appropriate to provide a basis for our opinion. The risk of not detecting a material misstatement resulting from fraud is higher than for one resulting from error, as fraud may involve collusion, forgery, intentional omissions, misrepresentations, or the override of internal control.
- Obtain an understanding of internal control relevant to the audit in order to design audit procedures that are appropriate in the circumstances, but not for the purpose of expressing an opinion on the effectiveness of the company's internal control.
- Evaluate the appropriateness of accounting policies used and the reasonableness of accounting estimates and related disclosures made by the directors.
- Conclude on the appropriateness of the director's use of the going concern basis of accounting and based on the audit evidence obtained, whether a material uncertainty exists related to events or conditions that may cast significant doubt on the company's ability to continue as a going concern.

If we conclude that a material uncertainty exists, we are required to draw attention in our auditor's report to the related disclosures in the Financial Statements or, if such disclosures are inadequate, to modify our opinion. Our conclusions are based on the audit evidence obtained up to the date of our auditor's report. However, future events or conditions may cause the company to cease to continue as a going concern.

- Evaluate the overall presentation, structure and content of the Financial Statements, including the disclosures, and whether the Financial Statements represent the underlying transactions and events in a manner that achieves fair presentation


We communicate with the directors regarding, among other matters, the planned scope and timing of the audit and significant audit findings, including any significant deficiencies in internal control that we identify during our audit.

Report on other legal and regulatory requirements

This report, including the opinion, has been prepared for, and only for, the company's members as a body in accordance with the companies Act, 2002 of Tanzania and for no other purposes.

As required by the Companies Act, 2002 of Tanzania we report to you, based on our audit, that:

- We have obtained information and explanations which to the best of our knowledge and belief were necessary for the purposes of our audit;
- In our opinion proper books of account have been kept by the company, so far as appears from our examination of those books;
- The company's statement of financial position and the statement of comprehensive income and statement of profit or loss are in agreement with the books of account;
- The directors' report is consistent with the financial statement; and
- Information specified by law regarding Directors' remuneration and transactions with the company is disclosed.


.....

Signed by: KAUNDA MARTIN MAKONDO (ACPA-PP 807)

For and on behalf of PZM Accounting and Auditing.

Certified Public Accountants in Public Practice

Dar es Salaam.

Date: 16/8/2024



LN FUTURE BUILDING MATERIALS CO. LIMITED

STATEMENT OF PROFIT OR LOSS

AS AT 31 DECEMBER 2023

	Notes	<u>2023</u> <u>Tshs.</u>	<u>2022</u> <u>Tshs.</u>
<u>INCOME</u>			
Revenue		31,323,272,848	21,985,223,729
Cost of Sales	7	28,107,347,348	22,047,804,489
Gross profit		3,215,925,500	(62,580,760)
Other income; Land Sales		-	2,383,789,481
Realized Exchange Gain		(904,677,687)	(96,980,679)
		<u>2,311,247,814</u>	<u>2,224,228,043</u>
<u>LESS: EXPENDITURE</u>			
Employment	8	69,450,735	53,651,289
Establishment	9	919,638,834	836,427,319
Administration	10	1,696,827,896	1,146,482,461
Financial	12	110,944,578	13,721,637
		<u>2,796,862,043</u>	<u>2,050,282,706</u>
Net profit/(Loss) Before tax		<u>(485,614,229)</u>	<u>173,945,337</u>
Income Tax Expense	14	-	-
Net profit/(Loss) after tax		(485,614,229)	173,945,337
Add: Retained profit (loss) B/fwd		(4,099,213,428)	(4,273,158,765)
Retained Profit/(Loss) C/fwd to next year		<u>(4,584,827,658)</u>	<u>(4,099,213,428)</u>

Note 1-20 form part of the financial statements



LN FUTURE BUILDING MATERIALS CO., LIMITED


STATEMENT OF FINANCIAL POSITION

31 DECEMBER 2023

<u>ASSETS</u>	<u>NOTES</u>	<u>2023</u>	<u>2022</u>
		<u>Tshs.</u>	<u>Tshs.</u>
<u>Non current assets</u>			
Property, Plant and Equipments	13	<u>2,804,617,899</u>	<u>3,262,865,726</u>
		<u>2,804,617,899</u>	<u>3,262,865,726</u>
<u>Current assets</u>			
Inventories & Raw Materials	7	9,695,467,345	3,546,962,560
Bank & Cash	3	1,732,787,531	1,324,098,494
Taxation		63,900,000	51,900,000
Debtors & Other receivables	4	<u>4,515,751,386</u>	<u>1,866,354,693</u>
		<u>16,007,906,262</u>	<u>6,789,315,747</u>
Total assets		<u>18,812,524,161</u>	<u>10,052,181,473</u>
<u>EQUITY AND LIABILITIES</u>			
<u>Capital and Reserves</u>			
Capital		6,552,023,589	6,552,023,589
Reserve & Surplus - (Profit and Loss Account)		<u>(4,584,827,658)</u>	<u>(4,099,213,428)</u>
		<u>1,967,195,931</u>	<u>2,452,810,161</u>
<u>Long term Liabilities</u>			
Loan From China		1,392,796,466	1,392,796,466
Panasia pacific resources		664,300,026	616,720,000
WANG RUNZE		<u>3,503,000,000</u>	<u>3,503,000,000</u>
		<u>5,560,096,492</u>	<u>5,512,516,466</u>
<u>Current liabilities</u>			
Trade Payables/Creditors	5	11,183,779,782	1,995,019,197
Other payables		101,451,955	91,835,650
Current Tax		-	-
		<u>11,285,231,737</u>	<u>2,086,854,847</u>
Total Equity and liabilities		<u>18,812,524,161</u>	<u>10,052,181,473</u>

Above statement of Financial Position includes all our Assets and Liabilities. No expenses of personal or Capital nature have been charged against revenue account. The stock is valued at cost or net realizable value, whichever is lesser. To the best of my knowledge and belief, the above statement of financial position gives a true and fair view of the state of affairs of the business.

DIRECTOR




LN FUTURE BUILDING MATERIALS CO. LIMITED

STATEMENT OF CASH FLOW

31 DECEMBER 2023

	2023 <u>Tshs.</u>	2022 <u>Tshs.</u>
<u>CASH FLOW FROM OPERATING ACTIVITIES</u>		
Net Profit before tax	(485,614,229)	173,945,337
Adjustment for: Depreciation	<u>919,638,834</u>	<u>836,427,319</u>
Operating profit before Working Capital Changes	<u>434,024,605</u>	<u>1,010,372,656</u>
Working Capital changes:		
(Increase)/Decrease in Debtors and Prepayments	(2,649,396,693)	65,231,737
(Increase)/Decrease in stock	(6,148,504,785)	(225,031,639)
Increase/(Decrease) in creditors	9,198,376,891	(1,826,840,387)
Increase/(Decrease) in Taxation	<u>(12,000,000)</u>	<u>(12,000,000)</u>
	<u>388,475,413</u>	<u>(1,998,640,289)</u>
Cash generated from operations	822,500,018	(988,267,634)
Less: Tax paid during the year	-	## -
NET CASH FLOW FROM OPERATING ACTIVITIES	A <u>822,500,018</u>	<u>(988,267,634)</u>
<u>CASH FLOW FROM INVESTING ACTIVITIES</u>		
Purchase of Fixed Assets	(461,391,007)	(831,050,287)
Disposal of Asset	-	407,291,999
NET CASHFLOW USED IN INVESTING ACTIVITIES	B <u>(461,391,007)</u>	<u>(423,758,288)</u>
<u>CASH FLOW FROM FINANCING ACTIVITIES</u>		
Long Term Loan	-	2,355,920,000
Increase(decrease) Loan from Singapore	47,580,026	-
Increase(decrease) Loan from Wangrunze	-	-
NET CASH FLOW FROM FINANCING	C <u>47,580,026</u>	<u>2,355,920,000</u>
NET INCREASE/DECREASE IN CASH AND CASH EQUIVALENTS	A+I <u>408,689,037</u>	<u>943,894,078</u>
Cash & Cash equivalent as at the beginning of the year	1,324,098,494	380,204,416
Cash & Cash equivalent as at the end of the year	<u>1,732,787,531</u>	<u>1,324,098,494</u>



LN FUTURE BUILDING MATERIALS CO. LIMITED

STATEMENT OF CHANGES IN OWNERS EQUITY

31 DECEMBER 2023

	Share Capital		Retained earnings		Total Equity
	<u>TZS</u>		<u>TZS</u>		<u>TZS</u>
Share capital At 01 January 2023	6,552,023,589	-	4,099,213,428		2,452,810,161
Adjustment as per IAS 8	-		-		-
Retained earning b/forward	-		-		-
Profit/(Loss) for the year 2023			<u>(485,614,229)</u>		<u>(485,614,229)</u>
Retained earning at the end 2023	<u>6,552,023,589</u>		<u>(4,584,827,658)</u>		<u>1,967,195,931</u>



LN FUTURE BUILDING MATERIALS CO. LIMITED

31 DECEMBER 2023

NOTES TO THE FINANCIAL STATEMENTS

1 SIGNIFICANCE OF ACCOUNTING POLICIES

General Information

The Principal activity of the Company is Manufacturing & Selling of Aluminium Profile.

2. Basis of preparation and accounting policies

These financial statements have been prepared in accordance with the International financial Reporting Standards for Small and Medium -sized entities Issued by the International Accounting standards board, They are prepared in Currency units of Tanzanian Shillings

a Accounting Convention

As in the previous years the financial statement have been prepared under the historical cost convention. A summary of more important accounting policies is set out below.

b Property, plant and equipment

Items of property, plant and equipment are measured at cost less accumulated depreciation . continuing existence and usage of fixed assets is certified by the Management.

c Depreciation

Depreciation is charged so as to allocate the cost of assets less their residual values over their estimated useful lives on reducing installment basis,

The following annual rates are used for this purpose

Motor Vehicle	37.5% p.a
Furniture & Fixtures	10% p.a
Machinery & Equipment	10% p.a

If there is an indication that there has been a significant change in depreciation rate, useful life, or residual value of an asset, the depreciation of that asset is revised prospectively to reflect the new expectations.

d Inventories.

Inventories are stated at the lower of cost and selling price less costs to complete and sell. Cost is Calculated using first in, first out (FIFO Method)

e Trade and other receivables

Most sales are made on the basis of normal credit terms, and the receivables do not bear interest.



f Trade payables

Trade payables are obligations on the basis of normal credit terms and do not bear interest. Trade Payables denominated in a foreign currency are translated into Tanzania Shillings at Reporting date Foreign Exchange gains or losses are included in other income .

g Bank loans and overdrafts

Interest expense is recognised on the basis of the effective interest method and is included in finance costs.

2 REGROUPINGS

Previous years figures have been re-grouped/re-arranged whenever necessary so as to make them comparable with current year figures.

	2023 Tshs.	2022 Tshs.
3 <u>CASH AND BANK BALANCE</u>		
Cash in hand	188,984,303	109,473,193
Cash in Bank	1,543,803,228	1,214,625,300
	<u>1,732,787,531</u>	<u>1,324,098,493</u>
4 <u>DEBTORS & PREPAYMENT</u>		
Trade debtors	3,848,578,591	1,866,354,693
Advance to our Supplier	-	-
VAT Receivable	667,172,795	-
	<u>4,515,751,386</u>	<u>1,866,354,693</u>
5 <u>CREDITORS & ACCRUALS</u>		
Trade Creditors	11,183,779,782	1,995,019,197
VAT Advance Payment	75,307,159.74	40,241,004
PAYE Payable	815,285	287,025
SDL Payable	4,694,466	4,522,705
Vat Payable	-	34,536,416
NSSF Payable	9,596,104	7,513,500
WHT Payable	11,038,941	4,735,000
	<u>11,285,231,737</u>	<u>2,086,854,847</u>
6 <u>TAXATION</u>		
Balance as at 1st January	(51,900,000)	(39,900,000)
Provision for the year	-	-
Less: Tax paid during the year	(12,000,000)	(12,000,000)
Balance at the end	<u>(63,900,000)</u>	<u>(51,900,000)</u>



LN FUTURE BUILDING MATERIALS CO., LIMITED

31 DECEMBER 2023

	2023 Tshs.	2022 Tshs.
7 Cost of Sales		
Opening Stock	-	-
Finished goods	919,902,560	1,880,738,447
Raw materials	2,627,060,000	1,441,192,474
Work in progress	-	-
	3,546,962,560	3,321,930,921
Add: Purchases	30,342,794,817	19,086,996,353
Less: Closing Stock		
Finished goods	4,361,083,571	919,902,560
Raw materials	5,334,383,774	2,627,060,000
Work in progress	-	-
	(9,695,467,345)	(3,546,962,560)
Direct Material Costs	24,194,290,032	18,861,964,714
Add: Direct Costs		
Diesel	427,601,030	281,872,000
Nitric Acid	49,243,254	30,206,881
Salary and Wages	604,002,791	504,379,500
SDL	22,496,880	20,175,180
Transportation	439,516,619	160,491,123
Water and Electricity	815,178,893	760,930,835
Rent	45,000,000	45,000,000
Ammonia	32,229,211	60,995,409
Clearance Fees	544,997,193	693,897,049
Caustic Soda	11,750,000	64,200,000
Machinery Repair	898,508,445	508,501,297
Phosphorus Acid	22,533,000	55,190,500
	<u>3,913,057,316</u>	<u>3,185,839,775</u>
Total Cost of Sales	<u>28,107,347,348</u>	<u>22,047,804,489</u>
8 Employment		
WCF	3,173,452	2,911,289
NSSF	66,277,283	50,740,000
	<u>69,450,735</u>	<u>53,651,289</u>
9 Establishment		
Depreciation	919,638,834	836,427,319
	<u>919,638,834</u>	<u>836,427,319</u>
10 Administration		
Business License, Visa and other fees	83,590,250	19,492,700
Motorvehicle Fuel	23,872,105	24,362,860
Audit & Professional fees	36,638,879	46,452,552
Office running expenses	30,807,273	51,496,089
Office Printing & Stationery	1,362,542	17,902,813
Motorvehicle Repairs and Maintenance	33,295,191	62,622,348
Repairs and Maintenance	1,290,759,116	470,319,554
Motorvehicle Parking Fees	123,000	148,254
Insurance Fees	11,040,500	5,026,000
Security Service	-	4,700,000
Tax Penalties/TRA	9,365,885	186,249,895
Miscellaneous/Office Maintain	-	43,802,221
City Service Levy	93,969,819	65,955,690
Service Fees	15,509,073	39,301,500
Medicine	3,926,780	15,360,800
Entertainment Expense	22,954,231	35,638,683
Travelling	4,039,549	49,402,500
Osha	11,790,000	8,248,000
Living Expense	23,783,704	-
	<u>1,696,827,896</u>	<u>1,146,482,461</u>
12 Finance		
Bank charges	26,259,103	13,721,637
Interests	84,685,475	-
	<u>110,944,578</u>	<u>13,721,637</u>



LN FUTURE BUILDING MATERIALS CO. LIMITED

P.O BOX 14957 DAR ES SALAAM

FINANCIAL STATEMENTS

FOR THE YEAR ENDING DECEMBER 2023

NOTES (Continued)

13 FIXED ASSETS:

	COMPUTER	MOTORVEHICLE(LIGHT)	MOTORVEHICLE(HEAVY)	INDUSTRIAL GENERATOR & MACHINERY	INDUSTRIAL BUILDING	LAND	Total
COST							
At 1st January 2023	3,745,054	241,872,881	136,031,253	6,798,090,302	1,747,383,102	-	8,927,122,592
Additions	-	222,767,184	-	238,623,823	-	-	461,391,007
Disposals/Transfer	-	-	-	-	-	-	-
As at 31 December 2023	3,745,054	464,640,064	136,031,253	7,036,714,125	1,747,383,102	-	9,388,513,599
DEPRECIATION							
At 1st January 2023	3,630,634	150,303,595	93,314,522	4,715,568,087	701,440,028	-	5,664,256,866
Charge for the period	42,907	117,876,176	10,679,183	703,671,412	87,369,155	-	919,638,834
Disposals/Transfer	-	-	-	-	-	-	-
As at 31 December 2023	3,673,542	268,179,771	103,993,705	5,419,239,500	788,809,183	-	6,583,895,700
NET BOOK VALUE							
As at 31 December 2023	71,512	196,460,294	32,037,548	1,617,474,625	958,573,919	-	2,804,617,899
As at 31 December 2022	114,420	91,569,286	42,716,731	2,082,522,214	1,045,943,075	-	3,262,865,726



LN FUTURE BUILDING MATERIALS CO. LIMITED

31 DECEMBER 2023

14 WEAR & TEAR SCHEDULE

COST	CLASS 1		CLASS 2	CLASS 3	CLASS 6	LAND	TOTAL
	COMPUTER	MOTOR VEHICLE	MOTORVEHICLE	INDUSTRIAL GENERATOR & MACHINERY	INDUSTRIAL BUILDING		
At 1st Jan 2023	3,745,054	241,872,881	136,031,253	6,798,090,302	1,747,383,102	-	8,927,122,592
Additions	-	222,767,184	-	238,623,823	-	-	461,391,007
Disposals	-	-	-	-	-	-	-
As at 31st December 2023	3,745,054	464,640,064	136,031,253	7,036,714,125	1,747,383,102	-	9,388,513,599
Wear & Tear Allowance							
Claimed upto 1st January	3,630,634	150,303,595	93,314,522	4,715,568,087	701,440,028	-	5,664,256,866
Annual rate for the year	42,907	117,876,176	10,679,183	290,143,255	87,369,155	-	506,110,676
50% for additions	-	-	-	-	-	-	-
Total W & T	3,673,542	268,179,771	103,993,705	5,005,711,342	788,809,183	-	6,170,367,542
Net Book Value 2023	71,512	196,460,294	32,037,548	2,031,002,783	958,573,919	-	3,218,146,057



LN FUTURE BUILDING MATERIALS CO. LIMITED

31 DECEMBER 2023

<u>15 COMPUTATION OF INCOME TAX</u>	<u>Tshs.</u> <u>2023</u>
Profit / (Loss) as per accounts	(485,614,229)
<u>Add:</u>	
<u>Non allowable Expenses</u>	
Depreciation	919,638,834
TRA/Tax Penalties	9,365,885
	443,390,490
<u>Less:</u>	
Stock adjusted 2022	248,526,931
<u>Wear & Tear Allowance</u>	14 <u>506,110,676</u>
	<u>754,637,607</u>
Adjusted profit / (Loss)	(311,247,117)
Loss brought forward	(4,099,213,428)
Tax Relief b/f	-
Adjusted profit / (Loss) before tax	(4,410,460,546)
Tax Provision	-
Adjusted profit After Tax	<u><u>(4,410,460,546)</u></u>
Tax Provision	-
<u>Less:</u>	
Tax Under provision	-
Tax credit B/fwd	-
Tax paid during the year	(12,000,000)
Tax Paid on Assessment	-
Tax Provision for the year	<u><u>(12,000,000)</u></u>
 <u>16 WEAR & TEAR SCHEDULE</u>	
Cost as at 01.01.2023	8,927,122,592
Addition during the year	461,391,007
Total	<u>9,388,513,599</u>
<u>Less Wear & Tear:</u>	
On opening	5,664,256,866
Charged for the year	506,110,676
On addition	-
Total	<u>6,170,367,542</u>
W.D.V. as at 31.12.2023	<u><u>3,218,146,057</u></u>

