









VALUATION OF UN-EXHAUSTED IMPROVEMENTS FOR COMPENSATION PURPOSES AT LWASHO VILLAGE, MYUNGA WARD, MOMBA DC-


SONGWEE REGION

LAND ACQUIRED FOR INVESTMENT









S/N	OWNER'S NAME.	REFERENCE NUMBER	DESCRIPTIONS.	AREA/ QUANTITY:	RATE PER UNITS/ACRE	%	COMPENSATION	TOTAL
1	ANDREA ERNEST SIAME	VAL/MOB/INV/MYG/LWS/01	<p>LAND, BUILDING AND CROPS</p> <p>CROPS</p> <p>Banana Cruster 8 30,000 100% 240,000</p> <p>Mkuyu 5 13,000 100% 65,000</p> <p>Mango tree 3 40,000 100% 120,000</p> <p>Sugar cane 0.25 Ekari 2,000 50% 1,249,000</p> <p>Avocado 3 25,000 100% 75,000</p> <p>Guava 2 15,000 100% 30,000</p> <p>Hard wood tree 2 60,000 100% 120,000</p> <p>Magimbi 7 1,000 100% 7,000</p> <p>LAND VALUE (acre) 2 800,000 1,600,000</p> <p>Building 6 50,000 50% 150,000</p> <p>Roof: Thatched roof</p> <p>Ceiling: Nil</p> <p>Walls: Mad bricks not plastered</p> <p>Windows: Nil</p> <p>Doors: Nil</p> <p>Floor: Mud Floor</p> <p>Accom: One room</p> <p>Condition: Fair</p> <p>Visima vya Maji 2 250,000 100% 500,000</p> <p>Allowance:</p> <p>Distabance Allowance 0.07 4,156,000 290,920</p> <p>Transport Allowance 100,000</p> <p>Accomodation Allowance 36 5,000 180,000</p> <p>4,726,920</p>					
2	REMI ANDREA SIAME	VAL/MOB/INV/MYG/LWS/02	<p>LAND AND CROPS</p> <p>CROPS</p> <p>Mkuyu 3 13,000 100% 39,000</p> <p>Hard wood tree 2 80,000 100% 120,000</p> <p>LAND VALUE (acre) 1 800,000 800,000</p> <p>Allowance:</p> <p>Distabance Allowance 0.07 959,000 67,130</p> <p>1,026,130</p>					
3	ESAU KAPINDA SIAME	VAL/MOB/INV/MYG/LWS/03	<p>LAND ONLY</p> <p>LAND VALUE (acre) 1.9 800,000 1,520,000</p> <p>Allowance:</p> <p>Distabance Allowance 0.07 1,520,000 106,400</p> <p>1,626,400</p>					
4	ESAU KAPINDA SIAME	VAL/MOB/INV/MYG/LWS/04	<p>LAND, BUILDING AND CROPS</p> <p>CROPS</p> <p>Mkuyu 2 13,000 100% 26,000</p> <p>LAND VALUE (acre) 3.17 800,000 2,536,000</p> <p>Building 15 50,000 50% 375,000</p> <p>Roof: Thatched roof</p> <p>Ceiling: Nil</p> <p>Walls: Mad bricks not plastered</p> <p>Windows: Nil</p> <p>Doors: Nil</p> <p>Floor: Mud Floor</p> <p>Accom: Two rooms</p> <p>Condition: Fair</p> <p>Allowance:</p> <p>Distabance Allowance 0.07 2,937,000 205,590</p> <p>Transport Allowance 100,000</p> <p>Accomodation Allowance 36 10,000 360,000</p> <p>3,602,590</p>					
5	GREENWEL SIAME KAPINDA	VAL/MOB/INV/MYG/LWS/05	<p>LAND AND CROPS</p> <p>Crops</p> <p>Mkuyu 4 13,000 100% 52,000</p> <p>Mango trees 1 40,000 100% 40,000</p> <p>LAND VALUE (acre) 13.72 800,000 10,976,000</p> <p>ALLOWANCE:</p> <p>Disturbance allowance 0.07 11,068,000 774,760</p> <p>11,842,760</p>					
6	ESAU KAPINDA SIAME	VAL/MOB/INV/MYG/LWS/06	<p>LAND ONLY</p> <p>LAND VALUE (acre) 9.29 800,000 7,432,000</p> <p>ALLOWANCE:</p> <p>Disturbance allowance 0.07 7,432,000 520,240</p> <p>7,952,240</p>					
7	MONIKA KASHINDYE NYENYE	VAL/MOB/INV/MYG/LWS/07	<p>LAND, BUILDING AND CROPS</p> <p>CROPS</p> <p>Mango trees 5 40,000 100% 200,000</p> <p>LAND VALUE (acre) 15.07 800,000 12,056,000</p> <p>Building 15 10,000 50% 75,000</p> <p>Roof: Corugated Irob sheets</p> <p>Ceiling: Nil</p> <p>Walls: Mad bricks not plastered</p> <p>Windows: Nil</p> <p>Doors: Corrugated Iron sheets</p> <p>Floor: Mud Floor</p> <p>Accom: Two rooms</p> <p>Condition: Fair</p> <p>Allowance:</p> <p>Distabance Allowance 0.07 12,331,000 863,170</p> <p>Transport Allowance 100,000</p> <p>Accomodation Allowance 36 5,000 180,000</p> <p>13,474,170</p>					











8	SAMWEL DANIEL SIAME	VAL/MOB/INV/MYG/LWS/08		LAND AND CROPS Crops Mango trees LAND VALUE (acre) ALLOWANCE: Disturbance allowance	4 40,000 5 800,000 0.07 4,160,000	100%	160,000 4,000,000 291,200	4,451,200
9	PERES DAVID SIMWANZA	VAL/MOB/INV/MYG/LWS/09		LAND ONLY LAND VALUE (acre) ALLOWANCE: Disturbance allowance	0.64 800,000 0.07 512,000		512,000 35,840	547,840
10	GREENWEL SIAME KAPINDA	VAL/MOB/INV/MYG/LWS/10		LAND ONLY LAND VALUE (acre) ALLOWANCE: Disturbance allowance	5.82 800,000 0.07 4,656,000		4,656,000 325,920	4,981,920
11	BELADO JIBSON SIWAKWI	VAL/MOB/INV/MYG/LWS/11		LAND AND CROPS CROPS Sugar cane Banana cruster Cassava Sisal Mango trees Pea tree LAND VALUE (acre) ALLOWANCE: Disturbance allowance	1849 7 0.21 Ekar 21 3 1 2,000 30,000 864,000 2,000 40,000 18,000 4.41 800,000 0.07 5,948,440	50% 100% 100% 100% 100% 100%	1,849,000 210,000 181,440 42,000 120,000 18,000 3,528,000 416,391	6,364,831
12	AMANI WATSON SIWALE	VAL/MOB/INV/MYG/LWS/12		LAND ONLY LAND VALUE (acre) ALLOWANCE: Disturbance allowance	4.86 800,000 0.07 3,888,000		3,888,000 272,160	4,160,160
13	SAMWELI ELIUD SIAME	VAL/MOB/INV/MYG/LWS/13		LAND AND CROPS CROPS Mango trees Sisal LAND VALUE (acre) ALLOWANCE: Disturbance allowance	8 35 2.59 800,000 0.07 2,462,000	100% 100%	320,000 70,000 2,072,000 172,340	2,634,340
14	JORAM PIASON SIYAME	VAL/MOB/INV/MYG/LWS/14		LAND AND CROPS CROPS Mango tree Cassava LAND VALUE (acre) ALLOWANCE: Disturbance allowance	5 0.27 1.47 800,000 0.07 1,609,280	100% 100%	200,000 233,280 1,176,000 112,650	1,721,930
15	FERDINAND ANTHON MUYALA	VAL/MOB/INV/MYG/LWS/15		LAND ONLY LAND VALUE (acre) ALLOWANCE: Disturbance allowance	0.8 800,000 0.07 640,000		640,000 44,800	684,800
16	SANKANANJI GIBSON SIAME	VAL/MOB/INV/MYG/LWS/16		LAND ONLY LAND VALUE (acre) ALLOWANCE: Disturbance allowance	0.15 800,000 0.07 120,000		120,000 8,400	128,400
17	ABEL YOHANA SICHONE	VAL/MOB/INV/MYG/LWS/17		LAND AND CROPS CROPS Banana Cruster Cassava Guava tree Avocado Hard wood tree Mango Trees LAND VALUE (acre) ALLOWANCE: Disturbance allowance	2 0.5Ekar 1 1 2 2 30,000 864,000 15,000 25,000 60,000 40,000 8.33 800,000 0.07 7,396,000	100% 100% 100% 100% 100% 100%	60,000 432,000 15,000 25,000 120,000 80,000 6,664,000 517,720	7,913,720
18	LENARD WETSON SIWALE	VAL/MOB/INV/MYG/LWS/18		LAND ONLY LAND VALUE (acre) ALLOWANCE: Disturbance allowance	9.45 800,000 0.07 7,560,000		7,560,000 529,200	8,089,200
19	ZAWAD PATSON SINKALA	VAL/MOB/INV/MYG/LWS/19		LAND AND CROPS CROPS Cassava Mango tree LAND VALUE (acre) ALLOWANCE: Disturbance allowance	0.25 4 1.41 800,000 0.07 1,504,000	100% 100%	216,000 160,000 1,128,000 105,280	1,609,280









20	MARIA SAIMON NANZUMWA	VAL/MOB/INV/MYG/LWS/20	 <p>LAND AND CROPS Crops Mango trees</p> <p>LAND VALUE (acre)</p> <p>ALLOWANCE: Disturbance allowance</p>	5 0.78 0.07	40,000 800,000 824,000	100%	200,000 624,000 57,680	881,680	
21	DERICK PAUL SICHONE	VAL/MOB/INV/MYG/LWS/21	 <p>LAND ONLY</p> <p>LAND VALUE (acre)</p> <p>Allowance: Disturbance Allowance</p>	2.12 0.07	800,000 1,696,000		1,696,000 118,720	1,814,720	
22	PIUS SHUBATI SICHONE	VAL/MOB/INV/MYG/LWS/22	 <p>LAND, CROPS AND BORE HALL CROPS Banana crusters Pawpaw tree Sugar cane Cassava Avocado Mango tree</p> <p>LAND VALUE (acre)</p> <p>Water bore hall</p> <p>ALLOWANCE: Disturbance allowance</p>	3 2 500 0.18Ekar 3 4	30,000 25,000 2,000 864,000 25,000 40,000	100% 100% 100% 100% 50% 100%	90,000 50,000 1,000,000 155,520 37,500 160,000	2,824,000 500,000 4,817,020 337,191	5,154,211
23	MELESIANA YOHANA SICHONE	VAL/MOB/INV/MYG/LWS/23	 <p>LAND AND CROPS Crops Cassava Mango tree</p> <p>LAND VALUE (acre)</p> <p>ALLOWANCE: Disturbance allowance</p>	0.5 Acre 1	864,000 40,000	100% 100%	432,000 40,000	1,736,000 2,208,000 154,560	2,362,560
24	MARIA SAIMON NANZUMWA	VAL/MOB/INV/MYG/LWS/24	 <p>LAND AND CROPS CROPS Mango tree Banana cluster Cassava Sisal</p> <p>LAND VALUE (acre)</p> <p>ALLOWANCE: Disturbance allowance</p>	21 15 2.5 Acre 17	40,000 30,000 864,000 2,000	100% 100% 100% 100%	840,000 450,000 2,160,000 34,000	8,256,000 11,740,000 821,800	12,561,800
25	YUSTO PAUL SICHONE	VAL/MOB/INV/MYG/LWS/25	 <p>LAND AND CROPS CROPS Mango trees</p> <p>LAND VALUE (acre)</p> <p>ALLOWANCE: Disturbance allowance</p>	4 2.95 0.07	40,000 800,000 2,520,000	100%	160,000 2,360,000 176,400	2,696,400	
26	GERVAS PIASON SIAME	VAL/MOB/INV/MYG/LWS/26	 <p>LAND AND CROPS CROPS Mango trees</p> <p>LAND VALUE (acre)</p> <p>ALLOWANCE: Disturbance allowance</p>	7 5.4 0.07	40,000 800,000 4,600,000	100%	280,000 4,320,000 322,000	4,922,000	
27	PIUS SHUBATI SICHONE	VAL/MOB/INV/MYG/LWS/27	 <p>LAND AND CROPS CROPS Mango tree Cassava</p> <p>LAND VALUE (acre)</p> <p>ALLOWANCE: Disturbance allowance</p>	3 1 Acre 2.15 0.07	40,000 864,000 800,000 2,704,000	100% 100%	120,000 864,000 1,720,000 189,280	2,893,280	
28	JORAM PIASON SIAME	VAL/MOB/INV/MYG/LWS/28	 <p>LAND AND CROPS Crops Sisal Mango trees Banana cluster</p> <p>LAND VALUE (acre)</p> <p>ALLOWANCE: Disturbance allowance</p>	12 5 5 4.45 0.07	2,000 40,000 30,000 800,000 3,934,000	100% 100% 100%	24,000 200,000 150,000 3,560,000 275,380.00	4,209,380	
29	ROZA ENOCK SIMBEYE	VAL/MOB/INV/MYG/LWS/29	 <p>LAND ONLY</p> <p>LAND VALUE (acre)</p> <p>ALLOWANCE: Disturbance allowance</p>	16.41 0.07	800,000 13,128,000		13,128,000 918,960	14,046,960	

30	EVELADA JOSEPH SIMTEKA	VAL/MOB/INV/MYG/LWS/30	<p>LAND AND CROPS</p> <p>CROPS</p> <p>Mango trees</p>	4	40,000	100%	160,000		
			LAND VALUE (acre)	7.58	800,000		6,064,000		
			ALLOWANCE:						
			Disturbance Allowance	0.07	6,224,000		435,680		6,659,680
31	VERONICA RAPHAEL SILAVWE	VAL/MOB/INV/MYG/LWS/31	<p>LAND ONLY</p> <p>LAND VALUE (acre)</p>	7.32	800,000		5,856,000		
			ALLOWANCE:						
			Disturbance allowance	0.07	5,856,000		409,920		6,265,920
32	BONIFASI PIASON SIAME	VAL/MOB/INV/MYG/LWS/32	<p>LAND AND CROPS</p> <p>CROPS</p> <p>Mango tree</p>	3	40,000	100%	120,000		
			LAND VALUE (acre)	13.6	800,000		10,880,000		
			ALLOWANCE:						
			Disturbance allowance	0.07	11,000,000		770,000		11,770,000
33	HAPPY ENOCK SIMPOKOLWE	VAL/MOB/INV/MYG/LWS/33	<p>LAND ONLY</p> <p>LAND VALUE (acre)</p>	5.47	800,000		4,376,000		
			ALLOWANCE:						
			Disturbance Allowance	0.07	4,376,000		306,320		4,682,320
34	ELIUD PIASON SIAME	VAL/MOB/INV/MYG/LWS/34	<p>LAND AND CROPS</p> <p>CROPS</p> <p>Mango trees</p>	3	40,000	100%	120,000		
			LAND VALUE (acre)	8.5	800,000		6,800,000		
			ALLOWANCE:						
			Disturbance allowance	0.07	6,920,000		484,400		7,404,400
36	YOEL ABIA SICHONE	VAL/MOB/INV/MYG/LWS/36	<p>LAND ONLY</p> <p>LAND VALUE (acre)</p>	4.06	800,000		3,248,000		
			ALLOWANCE:						
			Disturbance allowance	0.07	3,248,000		227,360		3,475,360
37	CHARLES RAPHAEL SILAVWE	VAL/MOB/INV/MYG/LWS/37	<p>LAND ONLY</p> <p>Crops</p> <p>LAND VALUE (acre)</p>	5.6	800,000		4,480,000		
			ALLOWANCE:						
			Disturbance Allowance	0.07	4,480,000		313,600		4,793,600
38	FLORA RAPHAEL SILAVWE	VAL/MOB/INV/MYG/LWS/38	<p>LAND ONLY</p> <p>LAND VALUE (acre)</p>	4.51	800,000		3,608,000		
			ALLOWANCE:						
			Disturbance allowance	0.07	3,608,000		252,560		3,860,560
39	JAPHET PAULO SICHULA	VAL/MOB/INV/MYG/LWS/39	<p>LAND AND CROPS</p> <p>CROPS</p> <p>Mango trees</p>	2	40,000	100%	80,000		
			LAND VALUE (acre)	9.53	800,000		7,624,000		
			ALLOWANCE:						
			Disturbance allowance	0.07	7,704,000		539,280		8,243,280
40	REBECA ENOCK SIMBEYE	VAL/MOB/INV/MYG/LWS/40	<p>LAND ONLY</p> <p>LAND VALUE (acre)</p>	3.63	800,000		2,904,000		
			ALLOWANCE:						
			Disturbance allowance	0.07	2,904,000		203,280		3,107,280
41	MARIA ENOCK SIMBEYE	VAL/MOB/INV/MYG/LWS/41	<p>LAND ONLY</p> <p>LAND VALUE (acre)</p>	4.9	800,000		3,920,000		
			ALLOWANCE:						
			Disturbance allowance	0.07	3,920,000		274,400		4,194,400
42	LOVED SAMWEL SILUNGWE	VAL/MOB/INV/MYG/LWS/42	<p>LAND ONLY</p> <p>LAND VALUE (acre)</p>	6.48	800,000		5,184,000		
			ALLOWANCE:						
			Disturbance allowance	0.07	5,184,000		362,880		5,546,880

53	MISHECK NOEL SIWITI	VAL/MOB/INV/MYG/LWS/53	 <p>LAND AND CROPS CROPS Sisal</p> <p>LAND VALUE (acre)</p> <p>ALLOWANCE: Disturbance Allowance</p>	10 4.69 0.07	2,000 800,000 3,772,000	100%	20,000 3,752,000 264,040	4,036,040
54	DANIEL NOEL SIWITI	VAL/MOB/INV/MYG/LWS/54	 <p>LAND AND CROPS CROPS Mango trees</p> <p>LAND VALUE (acre)</p> <p>ALLOWANCE: Disturbance allowance</p>	5 5.49 0.07	40,000 800,000 4,592,000	100%	200,000 4,392,000 321,440	4,913,440
55	CHRISTINA PIASON SIAME	VAL/MOB/INV/MYG/LWS/55	 <p>LAND ONLY</p> <p>LAND VALUE (acre)</p> <p>ALLOWANCE: Disturbance allowance</p>	12.19 0.07	800,000 9,752,000		9,752,000 682,640	10,434,640
56	MISHECK NOEL SIWITI	VAL/MOB/INV/MYG/LWS/56	 <p>LAND AND CROPS CROPS Mango trees</p> <p>LAND VALUE (acre)</p> <p>ALLOWANCE: Disturbance allowance</p>	9 1.08 0.07	40,000 800,000 1,224,000	100%	360,000 864,000 85,680	1,309,680
57	MISHECK NOEL SIWITI	VAL/MOB/INV/MYG/LWS/57	 <p>LAND ONLY</p> <p>LAND VALUE (acre)</p> <p>ALLOWANCE: Disturbance allowance</p>	5.37 0.07	800,000 4,296,000		4,296,000 300,720	4,596,720
58	BENY GIDION SIMWANZA	VAL/MOB/INV/MYG/LWS/58	 <p>LAND ONLY</p> <p>LAND VALUE (acre)</p> <p>ALLOWANCE: Disturbance allowance</p>	2.39 0.07	800,000 1,912,000		1,912,000 133,840	2,045,840
59	BENARD PETER SIAME	VAL/MOB/INV/MYG/LWS/59	 <p>LAND ONLY</p> <p>LAND VALUE (acre)</p> <p>ALLOWANCE: Disturbance allowance</p>	7.27 0.07	800,000 5,816,000		5,816,000 407,120	6,223,120
60	GRACE RODRICK NKINDA	VAL/MOB/INV/MYG/LWS/60	 <p>LAND ONLY</p> <p>LAND VALUE (acre)</p> <p>ALLOWANCE: Disturbance allowance</p>	4.43 0.07	800,000 3,544,000		3,544,000 248,080	3,792,080
61	REMSI GIREEN SIMKONDA	VAL/MOB/INV/MYG/LWS/61	 <p>LAND ONLY</p> <p>LAND VALUE (acre)</p> <p>ALLOWANCE: Disturbance allowance</p>	8.9 0.07	800,000 7,120,000		7,120,000 498,400	7,618,400
62	KENEDI ANANIA SIWITI	VAL/MOB/INV/MYG/LWS/62	 <p>LAND ONLY</p> <p>LAND VALUE (acre)</p> <p>ALLOWANCE: Disturbance allowance</p>	0.45 0.07	800,000 360,000		360,000 25,200	385,200
63	OLIVETA BONIPHASE SIAME	VAL/MOB/INV/MYG/LWS/63	 <p>LAND ONLY</p> <p>LAND VALUE (acre)</p> <p>ALLOWANCE: Disturbance allowance</p>	4.47 0.07	800,000 3,576,000		3,576,000 250,320	3,826,320

64	MATANI ENOCK SIMBEYE	VAL/MOB/INV/MYG/LWS/64		LAND ONLY LAND VALUE (acre) 5.73 800,000 4,584,000 ALLOWANCE: Disturbance allowance 0.07 4,584,000 320,880 4,904,880
65	BENARD PETER SIAME	VAL/MOB/INV/MYG/LWS/65		LAND ONLY LAND VALUE (acre) 6.27 800,000 5,016,000 ALLOWANCE: Disturbance allowance 0.07 5,016,000 351,120 5,367,120
66	KENED STEVEN SIAME	VAL/MOB/INV/MYG/LWS/66		LAND ONLY LAND VALUE (acre) 1.27 800,000 1,016,000 ALLOWANCE: Disturbance allowance 0.07 1,016,000 71,120 1,087,120
67	LAMECK THOMAS SIAME	VAL/MOB/INV/MYG/LWS/67		LAND ONLY LAND VALUE (acre) 8.69 800,000 6,952,000 ALLOWANCE: Disturbance allowance 0.07 6,952,000 486,640 7,438,640
68	DANIEL THEMANINI MAGAKA	VAL/MOB/INV/MYG/LWS/68		LAND ONLY LAND VALUE (acre) 0.63 800,000 504,000 ALLOWANCE: Disturbance allowance 0.08 504,000 40,320 544,320
69	GEOFLY SOJA SINKALA	VAL/MOB/INV/MYG/LWS/69		LAND AND CROPS Crops Sugar cane 1 Acre 3,000 50% 2,299,500 Sisal 135 2,000 100% 270,000 Banana cruster 2 30,000 50% 30,000 Banana cruster 4 30,000 100% 120,000 LAND VALUE (acre) 1.6 800,000 1,280,000 Allowance: Disturbance Allowance 0.07 3,999,500 279,965 4,279,465
70	JORAM PIASON SIYAME	VAL/MOB/INV/MYG/LWS/70		LAND, BUILDING AND CROPS CROPS Banana cluster 5 30,000 100% 150,000 Pawpaw tree 1 15,000 100% 15,000 Avocado 1 25,000 100% 25,000 Sisal 27 2,000 100% 54,000 LAND VALUE (acre) 11.42 800,000 9,136,000 Building 45 50,000 100% 2,250,000 Roof: Corrugated Iron Sheets Ceiling: Nil Walls: Mad bricks not plastered Windows: Timber framed Doors: Battened door and Corrugated iron sheets Floor: Mud Floor Accom: Two rooms Condition: Fair Allowance: Disturbance Allowance 0.07 11,440,000 800,800 Transport Allowance 100,000 Accommodation Allowance 36 10,000 360,000 12,700,800
71	ALINANI SAULO SILUNGWE	VAL/MOB/INV/MYG/LWS/71		LAND AND CROPS CROPS Mango trees 2 40,000 100% 80,000 Guava Tree 3 15,000 25% 11,250 Sisal 31 2,000 75% 46,500 Banana cruster 5 30,000 75% 112,500 Sugarcane 1 Ekari 1,000 75% 750,000 Avocado 2 25,000 25% 12,500 LAND VALUE (acre) 3.22 800,000 2,576,000 Water bore hall 1 250,000 1 250,000 ALLOWANCE: Disturbance allowance 0.07 3,838,750 268,713 4,107,463

72	MATHAN ENOCK SIMBEYE	VAL/MOB/INV/MYG/LWS/72	 <p>LAND AND CROPS CROPS Mango trees 7 40,000 75% 210,000 Guava Tree 5 15,000 25% 18,750 Sisal 35 2,000 25% 17,500 Banana cruster 20 30,000 75% 450,000 Sugarcane 0.5 Ekari 1,000 75% 750,000 Cassava 0.5 Ekari 864,000 75% 324,000 Avocado 8 25,000 25% 50,000 LAND VALUE (acre) 16.14 800,000 12,912,000 Water bore hall 1 250,000 1 250,000 ALLOWANCE: Disturbance allowance 0.07 14,982,250 1,048,758 16,031,008</p>			
73	ANANIA LAISON SIAME	VAL/MOB/INV/MYG/LWS/73	 <p>LAND AND CROPS CROPS Mango trees 3 40,000 100% 120,000 Hard wood tree 73 60,000 25% 1,095,000 Guava tree 35 15,000 75% 393,750 Banana cruster 10 30,000 75% 225,000 LAND VALUE (acre) 5.14 800,000 4,112,000 ALLOWANCE: Disturbance allowance 0.07 5,945,750 416,203 6,361,953</p>			
74	AMOSI KOKA SIAME	VAL/MOB/INV/MYG/LWS/74	 <p>LAND AND CROPS CROPS Mango trees 3 40,000 100% 120,000 Cassava 0.25 Acre 864,000 75% 162,000 Guava tree 18 15,000 100% 270,000 Sisal 65 2,000 75% 97,500 LAND VALUE (acre) 2.27 800,000 1,816,000 ALLOWANCE: Disturbance allowance 0.07 2,465,500 172,585 2,638,085</p>			
75	BENARD PETER SIAME	VAL/MOB/INV/MYG/LWS/75	 <p>LAND AND CROPS CROPS Banana cluster 2 30,000 75% 45,000 Guava tree 3 15,000 75% 33,750 LAND VALUE (acre) 1.07 800,000 856,000 ALLOWANCE: Disturbance allowance 0.07 934,750 65,433 1,000,183</p>			
76	BENARD PETER SIAME	VAL/MOB/INV/MYG/LWS/76	 <p>LAND ONLY LAND VALUE (acre) 0.35 800,000 280,000 ALLOWANCE: Disturbance allowance 0.07 280,000 19,600 299,600</p>			
77	EMELIA JOHN SIMCHIMBA	VAL/MOB/INV/MYG/LWS/77	 <p>LAND AND CROPS CROPS Guava tree 8 15,000 75% 90,000 Hard wood tree 1 60,000 75% 45,000 Sisal 25 2,000 50% 25,000 LAND VALUE (acre) 1.94 800,000 1,552,000 ALLOWANCE: Disturbance allowance 0.07 1,712,000 119,840 1,831,840</p>			
78	GODWELL DONALD SIWITI	VAL/MOB/INV/MYG/LWS/78	 <p>LAND ONLY LAND VALUE (acre) 1 800,000 800,000 ALLOWANCE: Disturbance allowance 0.07 800,000 56,000 856,000</p>			
79	MAGULLU KASAMWA NGELEJA	VAL/MOB/INV/MYG/LWS/79	 <p>LAND ONLY LAND VALUE (acre) 2.46 800,000 1,968,000 ALLOWANCE: Disturbance allowance 0.07 1,968,000 137,760 2,105,760</p>			
80	KEDRICKY PELES SIMWANZA	VAL/MOB/INV/MYG/LWS/80	 <p>LAND AND CROPS CROPS Guava trees 6 15,000 100% 90,000 Mango trees 11 40,000 75% 330,000 Cassava 1 Acre 864,000 100% 864,000 Sisal 1012 2,000 75% 1,518,000 LAND VALUE (acre) 3.35 800,000 2,680,000 ALLOWANCE: Disturbance allowance 0.07 5,482,000 383,740 5,865,740</p>			
81	WILLY NAIRON SIAME	VAL/MOB/INV/MYG/LWS/81	 <p>LAND AND CROPS CROPS Mango tree 9 40,000 100% 360,000 Hard wood tree 7 60,000 100% 420,000 Guava tree 4 15,000 100% 60,000 Mango tree 4 40,000 25% 40,000 LAND VALUE (acre) 4.57 800,000 3,656,000 ALLOWANCE: Disturbance allowance 0.07 4,536,000 317,520 4,853,520</p>			

82	NEHEMIA PELES SIMWANZA	VAL/MOB/INV/MYGLWS/82		LAND AND CROPS CROPS Sisal 21 2,000 75% 31,500 Mango trees 12 40,000 100% 480,000 Guava trees 4 15,000 75% 45,000 LAND VALUE (acre) 3.48 800,000 2,784,000 ALLOWANCE: Disturbance allowance 0.07 3,340,500 233,835 3,574,335			
83	DENIS PELES SIMWANZA	VAL/MOB/INV/MYGLWS/83		LAND AND CROPS CROPS Sugar cane 1 Acre 2,000 25% 2,498,000 Guava tree 4 15,000 100% 506,000 Sisal 0.5 Acre 2,000 25% 506,000 LAND VALUE (acre) 1.7 800,000 1,360,000 ALLOWANCE: Disturbance allowance 0.07 4,364,000 305,480 4,669,480			
84	AMONI NAIKON SIAME	VAL/MOB/INV/MYGLWS/84		LAND AND CROPS CROPS Mango tree 6 40,000 100% 240,000 Guava tree 7 15,000 100% 105,000 Sisal 31 2,000 75% 46,500 LAND VALUE (acre) 6.61 800,000 5,288,000 ALLOWANCE: Disturbance allowance 0.07 5,679,500 397,565 5,685,565			
85	NDINIILI MWIMBILWA SIKAMANGA	VAL/MOB/INV/MYGLWS/85		LAND ONLY LAND VALUE (acre) 0.12 800,000 96,000 ALLOWANCE: Disturbance allowance 0.07 96,000 6,720 102,720			
87	JOHN ALINANUSWE MWASAKILALI	VAL/MOB/INV/MYGLWS/87		LAND ONLY LAND VALUE (acre) 10.51 800,000 8,408,000 ALLOWANCE: Disturbance allowance 0.07 8,408,000 588,560 8,996,560			
88	JOHN ALINANUSWE MWASAKILALI	VAL/MOB/INV/MYGLWS/88		LAND AND BUILDING (CAMP SITE) Building Roof: Corrugated iron sheet 14.4 50,000 720,000 Ceiling: Nil Walls: Mad bricks not plastered Windows: NILL Doors: Battened door Floor: Mud Floor Accom: 1 Condition: Fair LAND VALUE (acre) 30.28 800,000 24,224,000 ALLOWANCE: Disturbance allowance 0.07 24,944,000 1,746,080 26,690,080			
89	ANOSISYE PATSON KASEBELE	VAL/MOB/INV/MYGLWS/89		LAND ONLY LAND VALUE (acre) 1.7 800,000 1,360,000 ALLOWANCE: Disturbance allowance 0.07 1,360,000 95,200 1,455,200			
91	INJILANJI NAYLON SIAME	VAL/MOB/INV/MYGLWS/91		LAND ONLY LAND VALUE (acre) 8.23 800,000 6,584,000 ALLOWANCE: Disturbance allowance 0.07 6,584,000 460,880 7,044,880			
92	ROZA ENOCK SIMBEYE	VAL/MOB/INV/MYGLWS/93		LAND ONLY LAND VALUE (acre) 3.1 800,000 2,480,000 ALLOWANCE: Disturbance allowance 0.07 2,480,000 173,600 2,653,600			
				TOTAL AREA (ACRE) 450		TOTAL AMOUNT 482,325,977	